



THE IUCN RED LIST
OF THREATENED SPECIES™



***Porzana porzana* (Spotted Crake)**

European Red List of Birds

Supplementary Material

The European Union (EU28) Red List assessments were based principally on the official data reported by EU Member States to the European Commission under Article 12 of the Birds Directive in 2019-20. For the European Red List assessments, similar data were sourced from BirdLife Partners and other collaborating experts in other European countries and territories. For more information, see BirdLife International (2021).

Contents

Reported national population sizes and trends
Trend maps of reported national population data
Sources of reported national population data
Species factsheet bibliography

Recommended citation

BirdLife International (2021) European Red List of Birds. Luxembourg: Publications Office of the European Union.

Further information

<http://datazone.birdlife.org/info/euroredlist>
<http://www.birdlife.org/europe-and-central-asia/european-red-list-birds-0>
<http://www.iucnredlist.org/regions/europe>
<http://ec.europa.eu/environment/nature/conservation/species/redlist/>

Data requests and feedback

To request access to these data in electronic format, provide new information, correct any errors or provide feedback, please email science@birdlife.org.

Porzana porzana (Spotted Crane)

Table 1. Reported national breeding population size and trends in Europe¹.

Country (or territory) ²	Population estimate				Short-term population trend ⁵				Long-term population trend ⁵				Subspecific population (where relevant)
	Size (pairs) ³	Europe (%)	Year(s)	Method ⁴	Direction ⁶	Magnitude (%) ⁷	Year(s)	Method ⁴	Direction ⁶	Magnitude (%) ⁷	Year(s)	Method ⁴	
Albania	4–21	<1	2007-2018	partial	-	-58 to 0	2007-2018	complete	-	-58 to 0	1980-2018	expert	
Austria	5–80	<1	2013-2018	complete	F		2007-2018	partial	-	-80 to -50	1981-2018	partial	
Azerbaijan	10–100	<1	1996-2019	expert	?		2013-2019	expert	?		1980-2019	expert	
Belarus	13000–16000	12	2010-2018	partial	-	-50 to -20	2012-2019	expert	-	-50 to 20	1980-2019	expert	
Belgium	20–80	<1	2013-2018	complete	?	-33 to 157	2008-2018	partial	+	233 to 1183	1973-2018	partial	
Bosnia & HG	20–100	<1	2015-2018	complete	?	-10 to 10	2007-2018	complete	?		1980-2018	deficient	
Bulgaria	150–300	<1	2005-2018	partial	?		2001-2018	deficient	?		1980-2018	deficient	
Croatia	30–70	<1	2012-2012	expert	?		2007-2018	deficient	?		1980-2018	deficient	
Czechia	40–80	<1	2014-2017	complete	?		2007-2018	deficient	?		1980-2018	deficient	
Denmark	60–70	<1	2017-2017	complete	F		2004-2017	complete	F		1980-2017	complete	
Estonia	1000–5000	2	2013-2017	expert	-	-50 to -45	2006-2017	expert	-	-61 to -51	1980-2017	expert	
Finland	700–1500	<1	2013-2018	partial	0		2007-2018	partial	0		1980-2018	partial	
France	100–200	<1	2013-2018	expert	?		2007-2017	deficient	?		1980-2018	deficient	
Georgia	320–3200	<1	2013-2017	partial	?			deficient	?				
Germany	900–1400	1	2016-2016	expert	0		2004-2016	expert	0		1980-2016	expert	
Greece	0–10	<1	2015	partial	0		2007-2018	partial	?		1980-2018	deficient	
Hungary	650–1300	<1	2014-2018	expert	F		2007-2018	expert	F		1980-2018	expert	
Italy	10–30	<1	2013-2018	expert	0		2007-2018	expert	-	-85 to -80	1993-2018	expert	
Latvia	610–1000	<1	2013-2017	partial	?	-63 to 130	2006-2018	complete	+	66 to 79	1991-2017	partial	
Lithuania	900–1300	<1	2013-2018	partial	F		2013-2018	partial	?		1980-2018	deficient	
North Macedonia	0–10	<1	2014-2019	expert	0		2007-2018	expert	?		1980-2019		
Moldova	30–60	<1	2014-2017	deficient	?		2007-2018	deficient	?		1990-2018	deficient	
Montenegro	10–100	<1	2002-2012	expert	0		2007-2018	expert	?				
Netherlands	110–400	<1	2013-2017	complete	0	-28 to 22	2006-2017	complete	-	-47 to -39	1980-2017	complete	
Norway	25–30	<1	2013-2018	partial	?		2013-2018	deficient	?		1980-2018	partial	
Poland	3000–5000	3	2013-2018	expert	?		2007-2018	deficient	F		1980-2018	expert	
Romania	80–830	<1	2013-2018	expert	?		2007-2018	deficient	?		1980-2018	deficient	
Russia	65000–85000	63	2008-2018	partial	-	0	2008-2018	expert	-	0	1980-2018	expert	
Serbia	120–300	<1	2013-2018	expert	F	0	2007-2018	expert	?	-10 to 10	1980-2018	expert	
Slovakia	60–200	<1	2013-2018	expert	0		2007-2018	expert	0		1980-2018	expert	
Slovenia	20–60	<1	2013-2018	complete	?		2007-2018	complete	?		1980-2018	deficient	
Spain	0	<1	2018	complete	0		2007-2018	complete	0		1980-2018	complete	

Porzana porzana (Spotted Crane)

Table 1. Reported national breeding population size and trends in Europe¹.

Country (or territory) ²	Population estimate				Short-term population trend ⁵				Long-term population trend ⁵				Subspecific population (where relevant)
	Size (pairs) ³	Europe (%)	Year(s)	Method ⁴	Direction ⁶	Magnitude (%) ⁷	Year(s)	Method ⁴	Direction ⁶	Magnitude (%) ⁷	Year(s)	Method ⁴	
Sweden	70–180	<1	2013-2018	partial	-	-70 to -30	2007-2018	partial	-	-30 to -10	1980-2018	expert	
Switzerland	10–20	<1	2013–2016	complete	+	20 to 353	2007-2018	complete	F	-37 to 41	1990-2018	complete	
Turkey	10–100	<1	2002-2012	expert	?		2008-2019	deficient	?		1980-2013	deficient	
Ukraine	13000–20000	13	2015-2017	partial	-		2007-2019	partial	F		1980-2018	partial	
United Kingdom	31	<1	2012-2016	complete	+		2001-2016	complete	+		1978-2016	complete	
EU28	8500–19200	11											
Europe	100000–145000	100											

¹ See 'Sources' at end of factsheet, and for more details on individual EU Member State reports, see the Article 12 reporting portal at <http://bd.eionet.europa.eu/article12/report>.

² The designation of geographical entities and the presentation of the material do not imply the expression of any opinion whatsoever on the part of IUCN or BirdLife International concerning the legal status of any country, territory or area, or of its authorities, or concerning the delimitation of its frontiers or boundaries.

³ In the few cases where population size estimates were reported in units other than those specified, they were converted to the correct units using standard correction factors.

⁴ The 'method used' (replacing the data 'quality' assessment in the 2015 European Red List) is reported as: a) Complete: complete survey or a statistically robust estimate; b) Partial: based mainly on extrapolation from a limited amount of data; c) Expert: based mainly on expert opinion with very limited data; d) Deficient: insufficient or no data available.

⁵ The robustness of regional trends to the effects of any missing or incomplete data was tested using plausible scenarios, based on other sources of information, including any other reported information, recent national Red Lists, scientific literature, other publications and consultation with relevant experts.

⁶ Trend directions are reported as: increasing (+); decreasing (-); stable (0); fluctuating (F); or unknown (?).

⁷ Trend magnitudes are rounded to the nearest integer.

Porzana porzana (Spotted Crane)

Table 2. Reported national wintering population sizes and trends in Europe¹. Note that some countries within the species' wintering range did not report any data, and that only minimum totals are presented, to avoid double-counting of birds moving between countries.

Country (or territory) ²	Population estimate				Short-term population trend ⁵				Long-term population trend ⁵				Subspecific population (where relevant)
	Size (individuals) ³	Europe (%)	Year(s)	Method ⁴	Direction ⁶	Magnitude (%) ⁷	Year(s)	Method ⁴	Direction ⁶	Magnitude (%) ⁷	Year(s)	Method ⁴	
Croatia	100–500	100	2014-2014	expert	?		2007-2018	deficient	?		1980-2018	deficient	
EU28	100–500	100											
Europe	100–500	100											

¹ See 'Sources' at end of factsheet, and for more details on individual EU Member State reports, see the Article 12 reporting portal at <http://bd.eionet.europa.eu/article12/report>.

² The designation of geographical entities and the presentation of the material do not imply the expression of any opinion whatsoever on the part of IUCN or BirdLife International concerning the legal status of any country, territory or area, or of its authorities, or concerning the delimitation of its frontiers or boundaries.

³ In the few cases where population size estimates were reported in units other than those specified, they were converted to the correct units using standard correction factors.

⁴ The 'method used' (replacing the data 'quality' assessment in the 2015 European Red List) is reported as: a) Complete: complete survey or a statistically robust estimate; b) Partial: based mainly on extrapolation from a limited amount of data; c) Expert: based mainly on expert opinion with very limited data; d) Deficient: insufficient or no data available.

⁵ The robustness of regional trends to the effects of any missing or incomplete data was tested using plausible scenarios, based on other sources of information, including any other reported information, recent national Red Lists, scientific literature, other publications and consultation with relevant experts.

⁶ Trend directions are reported as: increasing (+); decreasing (-); stable (0); fluctuating (F); or unknown (?).

⁷ Trend magnitudes are rounded to the nearest integer.

Trend maps

A symbol appears in each country where the species occurs: the shape and colour of the symbol represent the population trend in that country, and the size of the symbol corresponds to the proportion of the European population occurring in that country.

KEY

- | | |
|---|----------------------------------|
| ↑ Large increase ($\geq 50\%$) | ↓ Large decrease ($\geq 50\%$) |
| ↑ Moderate increase (20–49%) | ↓ Moderate decrease (20–49%) |
| ↑ Small increase ($< 20\%$) | ↓ Small decrease ($< 20\%$) |
| ↑ Increase of unknown magnitude | ↓ Decrease of unknown magnitude |
| ■ Stable or fluctuating | |
| □ Unknown | |
| ○ Present (no population or trend data) | |
| × Extinct since 1980 | |

Each symbol, with the exception of Present and Extinct, may occur in up to three different size classes, corresponding to the proportion of the European population occurring in that country.

- ↑ Large: $\geq 10\%$ of the European population
- ↑ Medium: 1–9% of the European population
- ↑ Small: $< 1\%$ of the European population

The designation of geographical entities and the presentation of the material do not imply the expression of any opinion whatsoever on the part of IUCN or BirdLife International concerning the legal status of any country, territory or area, or of its authorities, or concerning the delimitation of its frontiers or boundaries.

Figure 1. Breeding population sizes and short-term trends across Europe.

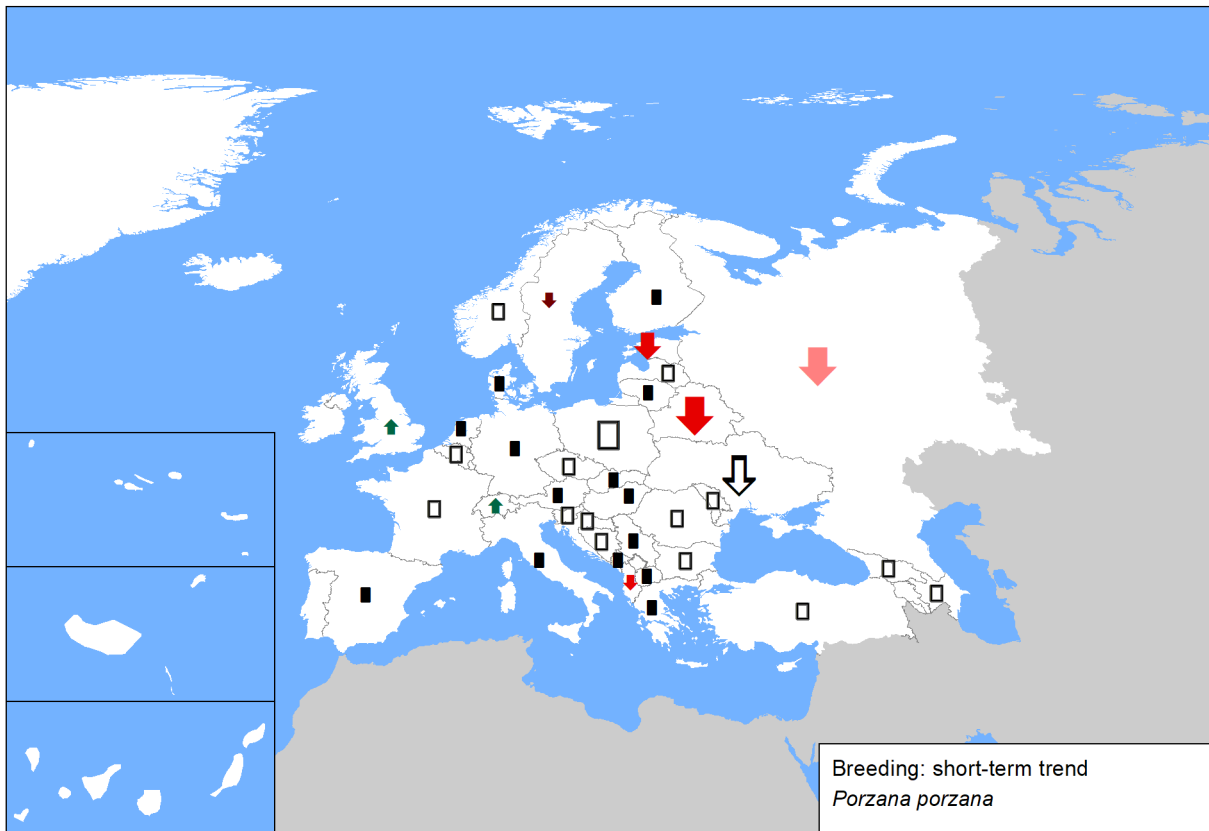


Figure 2. Breeding population sizes and long-term trends across Europe.

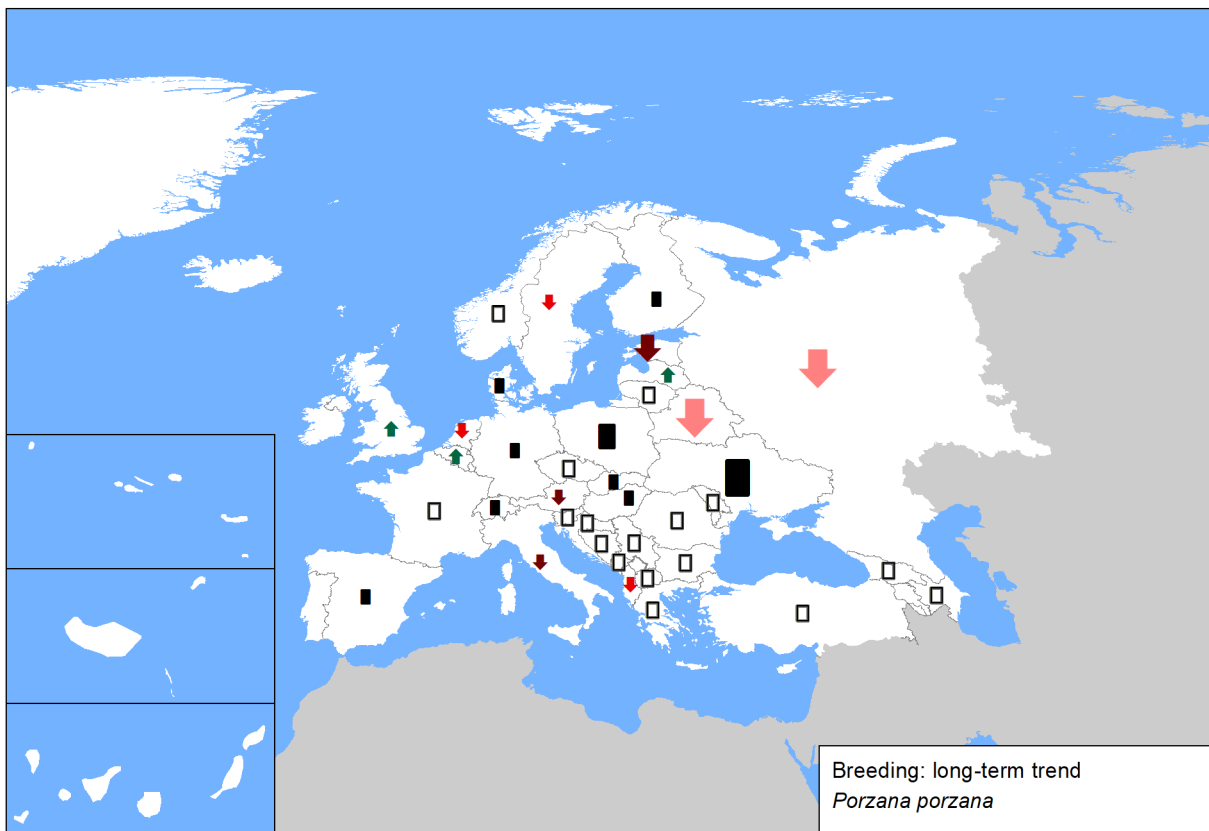


Figure 3. Reported wintering population sizes and short-term trends across Europe. Note that some countries within the species' wintering range did not report any data.

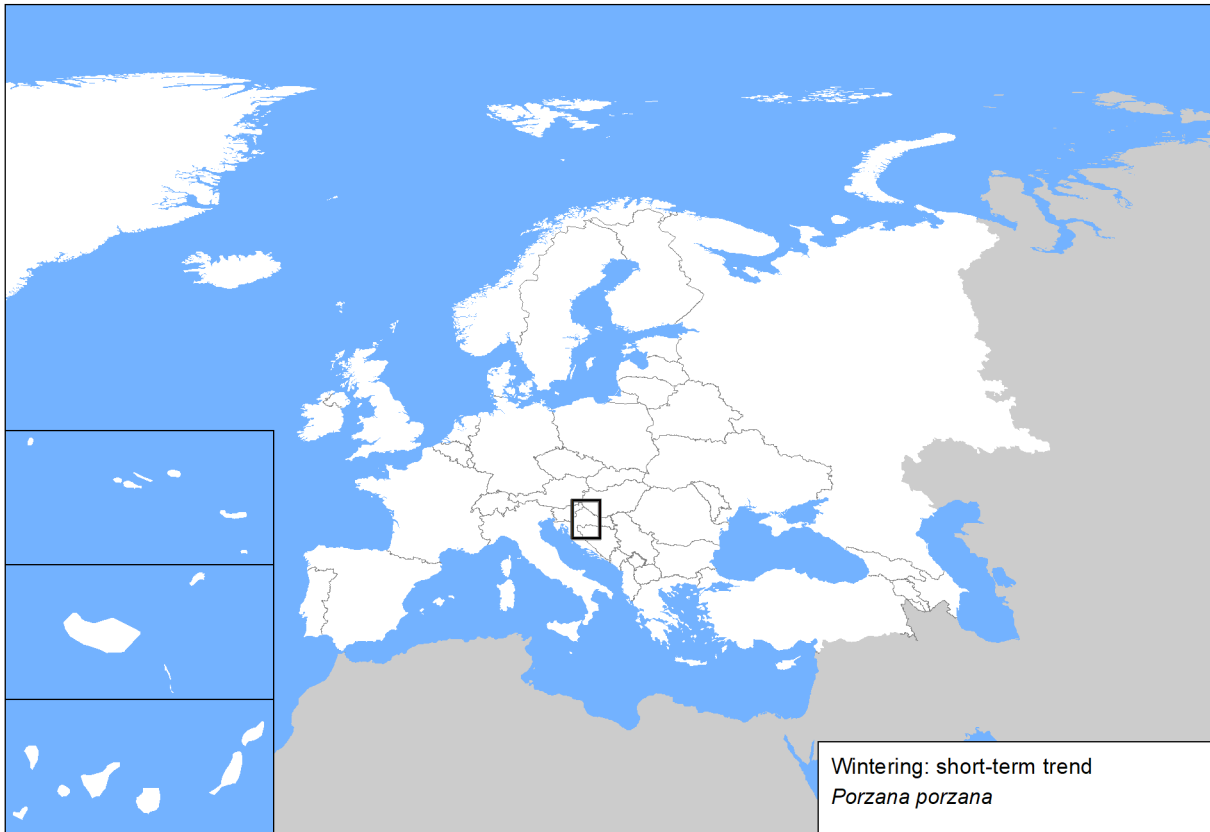


Figure 4. Reported wintering population sizes and long-term trends across Europe. Note that some countries within the species' wintering range did not report any data.



Porzana porzana (Spotted Crane)

Sources

Albania

Breeding population size: Bino & Xeka pers. obs.
Breeding short-term trend: Bino & Xeka pers. obs.
Breeding long-term trend: Bino pers. obs.

Austria

Breeding population size: BirdLife Austria, unpublished data from www.ornitho.at
Breeding short-term trend: BirdLife Austria, unpublished data from www.ornitho.at ; BirdLife Austria, unpublished archive data
Breeding long-term trend: BirdLife Austria, unpublished archive data; Dvorak, Ranner & Berg 1993 (Atlas of Austrian Breeding Birds)

Azerbaijan

Breeding population size: BirdLife International 2004
Breeding short-term trend: AOS data base
Breeding long-term trend: AOS Data Base

Belarus

Breeding population size: Research work of the National Academy of Sciences of the Republic of Belarus "Dynamics and predictive assessment of changes in the state of populations of the main resource and biocenotically most important bird species in Belarus"
Breeding long-term trend: Nikiforov M.E., Kozulin A.V., eds. Belarussian birds at the beginning of XXI century: status, numbers, distribution. - 1997. - Minsk. - 187 p.

Belgium

Breeding population size: Vermeersch G. et al. (2018, in press). Broedvogels in Vlaanderen in de periode 2013-2018. Rapporten van het Instituut voor Natuur- en Bosonderzoek (INBO), Brussel. / Paquet, J-Y., Anselin, A., Vermeersch, G., Derouaux, A., Devos, K. (2019, in prep.). Contribution of Belgium to EBCC European Breeding Bird Atlas 2. Internal Report.
Breeding short-term trend: Vermeersch G. et al. (2018, in press). Broedvogels in Vlaanderen in de periode 2013-2018. Rapporten van het Instituut voor Natuur- en Bosonderzoek (INBO), Brussel. / Paquet, J-Y., Anselin, A., Vermeersch, G., Derouaux, A., Devos, K. (2019, in prep.). Contribution of Belgium to EBCC European Breeding Bird Atlas 2. Internal Report.
Breeding long-term trend: Vermeersch G. et al. (2018, in press). Broedvogels in Vlaanderen in de periode 2013-2018. Rapporten van het Instituut voor Natuur- en Bosonderzoek (INBO), Brussel. / Paquet, J-Y., Anselin, A., Vermeersch, G., Derouaux, A., Devos, K. (2019, in prep.). Contribution of Belgium to EBCC European Breeding Bird Atlas 2. Internal Report.

Bosnia and Herzegovina

Breeding population size: Based on data for EBBA2
Breeding short-term trend: more individual articles e.g published in magazine Bilten mreže posmatrača ptica u Bosni i Hercegovini-see https://ptice.ba/bs/category/bilteni_/ , individual reports (e.g. for EBBA2, projects etc)

Bulgaria

Breeding population size: DELOV, V. Spotted Crane <i>Porzana porzana</i> . Red Data Book of Bulgaria. e-version: http://e-ecodb.bas.bg/rdb/en/vol2/Poporzan.html last access: August 2013; National Art. 12 reporting database 2013-2018; IANKOV, P. (ed.) 2007. Atlas of Breeding Birds in Bulgaria. BSPB Conservation Series, Book 10. Sofia. 679 pp.
Breeding short-term trend: DELOV, V. Spotted Crane <i>Porzana porzana</i> . Red Data Book of Bulgaria. e-version: http://e-ecodb.bas.bg/rdb/en/vol2/Poporzan.html last access: August 2013; National Art. 12 reporting database 2013-2018; IANKOV, P. (ed.) 2007. Atlas of Breeding Birds in Bulgaria. BSPB Conservation Series, Book 10. Sofia. 679 pp. NANKINOV, D., A. DUTSOV, B. NIKOLOV, B. BORISSOV, G. STOYANOV, G. GRADEV, D. GEORGIEV, D. POPOV, D. DOMUSCHIEV, D. KIROV, E. TILOVA, I. NIKOLOV, I. IVANOV, K. DICHEV, K. POPOV, N. KARAIVANOV, N. TODOROV, P. SHURULINKOV, R. STANCHEV, R. ALEKSOV, R. TSONEV, S. DALAKTCHIEVA, S. IVANOV, S. MARIN, S. STAJKOV, S. NIKOLOV & H. NIKOLOV. 2004. Breeding totals of the ornithofauna in Bulgaria, 2004. Green Balkans, Plovdiv. 32 pp.
Breeding long-term trend: DELOV, V. Spotted Crane <i>Porzana porzana</i> . Red Data Book of Bulgaria. e-version: http://e-ecodb.bas.bg/rdb/en/vol2/Poporzan.html last access: August 2013; IANKOV, P. (ed.) 2007. Atlas of Breeding Birds in Bulgaria. BSPB Conservation Series, Book 10. Sofia. 679 pp. NANKINOV, D., A. DUTSOV, B. NIKOLOV, B. BORISSOV, G. STOYANOV, G. GRADEV, D. GEORGIEV, D. POPOV, D. DOMUSCHIEV, D. KIROV, E. TILOVA, I. NIKOLOV, I. IVANOV, K. DICHEV, K. POPOV, N. KARAIVANOV, N. TODOROV, P. SHURULINKOV, R. STANCHEV, R. ALEKSOV, R. TSONEV, S. DALAKTCHIEVA, S. IVANOV, S. MARIN, S. STAJKOV, S. NIKOLOV & H. NIKOLOV. 2004. Breeding totals of the ornithofauna in Bulgaria, 2004. Green Balkans, Plovdiv. 32 pp. SIMEONOV, A., T. MICHEV, D. NANKINOV. 1990. The Fauna of Bulgaria. Vol. 20. AVES. Part I. BAS Press. Sofia. 351 pp.

Croatia

Breeding population size: Tutiš, V., Kralj, J., Radović, D., Čiković, D., Barišić, S. (ur.) (2013): Crvena knjiga ptica Hrvatske. Ministarstvo zaštite okoliša i prirode, Državni zavod za zaštitu prirode, Zagreb, 258 str.
Breeding short-term trend: no data available
Breeding long-term trend: no data available
Winter population size: (BirdLife International 2015) European Red List of Birds. Luxembourg: Office for Official Publications of the European Communities.). http://datazone.birdlife.org/info/euroredlist
Winter short-term trend: no data available
Winter long-term trend: no data available

Porzana porzana (Spotted Crane)

Czechia

Breeding population size: Šťastný et Bejček in prep. - Atlas hnízdního rozšíření ptáků ČR 2014-2017

Breeding short-term trend: expert opinion

Breeding long-term trend: expert opinion

Denmark

Breeding population size: Nielsen, R.D., Holm, T.E., Clausen, P., Bregnballe, T., Clausen, K.K., Petersen, I.K., Sterup, J., Balsby, T.J.S., Pedersen, C.L., Mikkelsen, P. & Bladt, J. (2019). Fugle 2012-2017. NOVANA. Aarhus Universitet, DCE – Nationalt Center for Miljø og Energi. - Videnskabelig rapport nr. 314. <http://dce2.au.dk/pub/SR314.pdf> and <http://novana.au.dk/fugle/>

Breeding short-term trend: Nielsen, R.D., Holm, T.E., Clausen, P., Bregnballe, T., Clausen, K.K., Petersen, I.K., Sterup, J., Balsby, T.J.S., Pedersen, C.L., Mikkelsen, P. & Bladt, J. (2019). Fugle 2012-2017. NOVANA. Aarhus Universitet, DCE – Nationalt Center for Miljø og Energi. - Videnskabelig rapport nr. 314. <http://dce2.au.dk/pub/SR314.pdf> and <http://novana.au.dk/fugle/>

Breeding long-term trend: Nielsen, R.D., Holm, T.E., Clausen, P., Bregnballe, T., Clausen, K.K., Petersen, I.K., Sterup, J., Balsby, T.J.S., Pedersen, C.L., Mikkelsen, P. & Bladt, J. (2019). Fugle 2012-2017. NOVANA. Aarhus Universitet, DCE – Nationalt Center for Miljø og Energi. - Videnskabelig rapport nr. 314. <http://dce2.au.dk/pub/SR314.pdf> and <http://novana.au.dk/fugle/>

Estonia

Breeding population size: Estonian Working Group on Bird Status and Numbers

Breeding short-term trend: Estonian Working Group on Bird Status and Numbers

Breeding long-term trend: Estonian Working Group on Bird Status and Numbers

Finland

Breeding population size: BirdLife Finland 2019: Regional observation summary database of Finnish Birdwatching societies on scarce bird species. Lehtikoinen, A., Below, A., Jukarainen, A., Laaksonen, T., Lehtiniemi, T., Mikkola-Roos, M., Pessa, J., Rajasärkkä, A., Rusanen, P., Sirkkiä, P., Tiainen, J. & Valkama, J. 2019: Suomen lintujen pesimäkantojen koot. – Linnut-vuosikirja 2018: 38-45.

Breeding short-term trend: BirdLife Finland 2019: Regional observation summary database of Finnish Birdwatching societies on scarce bird species. Lehtiniemi, T. 2019: Harvalukuiset lintulajit Suomessa 2017-2018. – Linnut-vuosikirja 2018: 26-37.

Breeding long-term trend: BirdLife Finland 2019: Regional observation summary database of Finnish Birdwatching societies on scarce bird species. Lehtiniemi, T. 2019: Harvalukuiset lintulajit Suomessa 2017-2018. – Linnut-vuosikirja 2018: 26-37.

France

Breeding population size: Issa N. & Muller Y. 2015. Atlas des oiseaux nicheurs de France métropolitaine. , LPO/SEOF/MNHN/Delachaux et Niestlé, Paris ; Quaintenne G. et les coordinateurs-espèce 2013. Les oiseaux nicheurs rares et menacés en France en 2012., Ornithos 20-6 : (p. 297-33

Breeding long-term trend: Issa, N. & Muller, Y. 2015. Atlas des oiseaux nicheurs de France métropolitaine. Volume 1: des Anatidés aux Alcidés. Delachaud et niestlé,

Georgia

Breeding population size: EBBA Georgia, prepared by Sabuko-Society for nature conservation, Ilia state university, NGO "psovi".

Germany

Breeding population size: Gerlach et al. (in Vorb.): Vögel in Deutschland – 2019. Dachverband Deutscher Avifaunisten, Bundesamt für Naturschutz und Länderarbeitsgemeinschaft der Vogelschutzwarten, Münster.

Breeding short-term trend: Gerlach et al. (in Vorb.): Vögel in Deutschland – 2019. Dachverband Deutscher Avifaunisten, Bundesamt für Naturschutz und Länderarbeitsgemeinschaft der Vogelschutzwarten, Münster.

Breeding long-term trend: Gerlach et al. (in Vorb.): Vögel in Deutschland – 2019. Dachverband Deutscher Avifaunisten, Bundesamt für Naturschutz und Länderarbeitsgemeinschaft der Vogelschutzwarten, Münster.

Greece

Breeding population size: 1) BirdLife International (2004) Birds in Europe: Population estimates, trends and conservation status. Cambridge, UK: Birdlife International (Birdlife Conservation Series No. 12). 2) Λεγάκις, Α. & Μαραγκού, Π. (επιμ.). 2009. Το Κόκκινο Βιβλίο των Απειλούμενων Ζώων της Ελλάδας. Ελληνική Ζωολογική Εταιρεία, Αθήνα, 528 σελ. 3) Natura Viewer (<http://natura2000.eea.europa.eu/#>). 4) Βλάχος Χ., Μπίρτσας Π., Θωμαΐδης Χ., Χατζηνίκος Ε., Μποντζώρλος Β., Μπραζιώτης Σ., Κόντος Κ., Βλαχάκη Δ., Δεδουσοπούλου Ε., Κιούσης Δ., Ξένος Α., Στεφάνου Α.Μ., Κασάμπαλης Δ., και Μελικώκη Κ. (Συντονιστές έκδοσης). 2015. Γ' Φάση της Μελέτης 9 «Εποπτεία και Αξιολόγηση της Κατάστασης Διατήρησης Ειδών Ορνιθοπανίδας στην Ελλάδα» ΥΠΑΠΕΝ, Αθήνα, Σύμπραξη Γραφείων Μελετών «"Φ.ΦΑΣΟΥΛΑΣ-Ν.ΜΑΝΤΖΙΟΣ" Ε.Ε. – ΡΟΔΟΥΛΑ ΚΩΝΣΤΑΝΤΙΝΙΔΟΥ ΤΟΥ ΓΕΩΡΓΙΟΥ – "ΑΘ.ΤΖΑΚΟΠΟΥΛΟΣ ΚΑΙ ΣΙΑ" Ε.Ε.», Θεσσαλονίκη.

Breeding short-term trend: 1) BirdLife International (2004) Birds in Europe: Population estimates, trends and conservation status. Cambridge, UK: Birdlife International (Birdlife Conservation Series No. 12). 2) Λεγάκις, Α. & Μαραγκού, Π. (επιμ.). 2009. Το Κόκκινο Βιβλίο των Απειλούμενων Ζώων της Ελλάδας. Ελληνική Ζωολογική Εταιρεία, Αθήνα, 528 σελ. 3) Natura Viewer (<http://natura2000.eea.europa.eu/#>). 4) Βλάχος Χ., Μπίρτσας Π., Θωμαΐδης Χ., Χατζηνίκος Ε., Μποντζώρλος Β., Μπραζιώτης Σ., Κόντος Κ., Βλαχάκη Δ., Δεδουσοπούλου Ε., Κιούσης Δ., Ξένος Α., Στεφάνου Α.Μ., Κασάμπαλης Δ., και Μελικώκη Κ. (Συντονιστές έκδοσης). 2015. Γ' Φάση της Μελέτης 9 «Εποπτεία και Αξιολόγηση της Κατάστασης Διατήρησης Ειδών Ορνιθοπανίδας στην Ελλάδα» ΥΠΑΠΕΝ, Αθήνα, Σύμπραξη Γραφείων Μελετών «"Φ.ΦΑΣΟΥΛΑΣ-Ν.ΜΑΝΤΖΙΟΣ" Ε.Ε. – ΡΟΔΟΥΛΑ ΚΩΝΣΤΑΝΤΙΝΙΔΟΥ ΤΟΥ ΓΕΩΡΓΙΟΥ – "ΑΘ.ΤΖΑΚΟΠΟΥΛΟΣ ΚΑΙ ΣΙΑ" Ε.Ε.», Θεσσαλονίκη.

Breeding long-term trend: no data available

Hungary

Breeding population size: KEHOP-4.3.0-15-2016-00001 project results, unpublished. National park directorates' databases <http://map.mme.hu/maps/map2>

Breeding short-term trend: http://www.termeszetvedelem.hu/_user/browser/File/Natura2000/BD_12_jelentes_2013_anyagai/Porzana_porzana.pdf National park directorates' databases <http://map.mme.hu/maps/map2>

Porzana porzana (Spotted Crane)

Hungary

Breeding long-term trend: Magyar G., Hadarics T., Waliczky Z., Schmidt A., Nagy T. & Bankovics A. (1998): Magyarország madarainak névjegyzéke. Madártani Intézet, Budapest, 55-56 p. Haraszthy, L. (szerk.) (1998): Magyarország madarai. Mezőgazda Kiadó, Budapest. 112-113 p. Ecsedi Z. (szerk.) (2004): A Hortobágy madárvilága. Hortobágy Természetvédelmi Egyesület, Winter Fair, Balmazújváros - Szeged. 2004. 244-246 p. BirdLife International (2004) Birds in Europe: population estimates, trends and conservation status. Cambridge, UK: BirdLife International. (BirdLife Conservation Series No.12.), 100 p. MME Nomenclator Bizottság (2008): Magyarország madarainak névjegyzéke. Nomenclator avium Hungariae. Magyar Madártani és Természetvédelmi Egyesület, Budapest. p. 96. KEHOP-4.3.0-15-2016-00001 project results, unpublished. National park directorates' databases <http://map.mme.hu/maps/map2>

Italy

Breeding population size: Brichetti P., Fracasso G., 2018. The Birds of Italy. Vol. I. Anatidae-Alcidae. Ed. Belvedere, Latina (Italy), "historia naturae" (6), pp. 512.

Breeding short-term trend: Brichetti P., Fracasso G., 2018. The Birds of Italy. Vol. I. Anatidae-Alcidae. Ed. Belvedere, Latina (Italy), "historia naturae" (6), pp. 512.

Breeding long-term trend: Brichetti P., Meschini E., 1993. Stima delle popolazioni di uccelli nidificanti. In Meschini E., Frugis S., 1993. Atlante degli uccelli nidificanti in Italia. Suppl. Ric. Biol. Selvaggina, 20, 1-345.

Latvia

Breeding population size: Unpublished data for European Breeding Bird Atlas (2013-2017); Expert: Andris Dekants, andris.dekants@lob.lv

Breeding short-term trend: Keišs O. 2018. [Countrywide monitoring of the night active birds in farmland. Final report for the year 2018.] (in Latvian) Latvian Ornithological society

Breeding long-term trend: Strazds M., Priednieks J., Vaverins G. 1994. [Size of Latvian bird populations.] (in Latvian) In: Putni dabā, 4: 3–18 Unpublished data for European Breeding Bird Atlas (2013-2017); Expert: Andris Dekants, andris.dekants@lob.lv

Lithuania

Breeding population size: Expert working group of the Lithuanian Ornithological Society (lod@birdlife.lt) 2015-2018. Lietuvos perinčių paukščių atlaso duomenų bazė (Lithuanian Breeding Birds Atlas Database). Vilnius. Ministry of Environment of the Republic of Lithuania. 2012. Status and trends of bird populations (Article 12, Birds Directive 2009/147/EC) National Summary 2008-2012 Lithuania. Ministry of Environment of the Republic of Lithuania. 2016-2018. Leidinio "Lietuvos raudonoji knyga" parengimo paslaugos (Red data book of Lithuania). (Agreement No VPS-2016-104-ES)

Breeding short-term trend: Expert working group of the Lithuanian Ornithological Society (lod@birdlife.lt) 2015-2018. Lietuvos perinčių paukščių atlaso duomenų bazė (Lithuanian Breeding Birds Atlas Database). Vilnius. Ministry of Environment of the Republic of Lithuania. 2012. Status and trends of bird populations (Article 12, Birds Directive 2009/147/EC) National Summary 2008-2012 Lithuania. Ministry of Environment of the Republic of Lithuania. 2016-2018. Leidinio "Lietuvos raudonoji knyga" parengimo paslaugos (Red data book of Lithuania). (Agreement No VPS-2016-104-ES)

Breeding long-term trend: Lietuvos raudonoji knyga. Kaunas: „Lututė“, 800 p. (Red Data Book of Lithuania, 2007) Logminas, V. (ed.). 1991. Lietuvos fauna: paukščiai. Vilnius: „Mokslas“. Kurlavičius, P. (ed.) 2006. Lietuvos perinčių paukščių atlasas. Kaunas: „Lututė“. Expert working group of the Lithuanian Ornithological Society (lod@birdlife.lt) BirdLife International/European Bird Census Council. 2000. European bird populations: estimates and trends. Cambridge, UK: BirdLife International (BirdLife Conservation Series No. 10). Raudonikis L. 2004. Important Bird Areas of the European Union Importance in Lithuania. Lithuanian Ornithological Society & Institute of Ecology of Vilnius University. Lutute, Vilnius. Jusys, V., Karalius, S., Raudonikis, L. 2012. Lietuvos paukščių pažinimo vadovas. Kaunas: „Lututė“. Ministry of Environment of the Republic of Lithuania. 2012. Status and trends of bird populations (Article 12, Birds Directive 2009/147/EC) National Summary 2008-2012 Lithuania. Expert working group of the Lithuanian Ornithological Society (lod@birdlife.lt) 2015-2018. Lietuvos perinčių paukščių atlaso duomenų bazė (Lithuanian Breeding Birds Atlas Database). Vilnius. Ministry of Environment of the Republic of Lithuania. 2016-2018. Leidinio "Lietuvos raudonoji knyga" parengimo paslaugos (Red data book of Lithuania). (Agreement No VPS-2016-104-ES)

North Macedonia

Breeding population size: unpublished data from the European Breeding Bird Atlas 2

Breeding short-term trend: unpublished data from the European Breeding Bird Atlas 2

Moldova

Breeding population size: Moldova's contribution for the second European Breeding Bird Atlas (EBBA2)

Breeding short-term trend: SPPN expert opinion (sppn.moldova@gmail.com)

Breeding long-term trend: SPPN expert opinion (sppn.moldova@gmail.com)

Montenegro

Breeding population size: Puzovic, S., Simic, D., Saveljić, D., Gergelj, J., Tucakov, M., Stojnic, N., Hulo, I., Ham, I., Vizi, O., Sciban, M., Ruzic, M., Vucanovic, M., Jovanovic, T. (2004): Birds of Serbia and Montenegro – Size of nesting populations. I trends: 1990-2002. Ciconia 12,

Netherlands

Breeding population size: Sovon NEM (Sovon, CBS and provinces) and Bird atlas (Sovon 2018)

Breeding short-term trend: NEM (Sovon, RWS, CBS, provinces)

Breeding long-term trend: Sovon

Norway

Breeding population size: Shimmings P. & Øien, I.J. 2015. Bestandsestimater og trender for norske hekkefugler. NOF-rapport 2015-2.

Breeding long-term trend: Shimmings, P. & Øien, I.J. 2015. Bestandsestimater for norske hekkefugler. NOF Rapport 2-2015. 268 pp.

Poland

Breeding population size: Chodkiewicz T., Kuczyński L., Sikora A., Chylarecki P., Neubauer G., Ławicki Ł., Stawarczyk T. 2015. Ocena liczebności populacji ptaków lęgowych w Polsce w latach 2008–2012. Ornis Polonica 56: 149-189; expert assessment

Breeding short-term trend: Chief Inspectorate of Environmental Protection & Polish Society for the Protection of Birds (OTOP) / BirdLife Poland

Breeding long-term trend: Tucker G.M., Heath M.F. 1994. Birds in Europe: their conservation status. BirdLife International, Cambridge, UK.; BirdLife International 2004. Birds in Europe: population estimates, trends and conservation status. BirdLife International, Cambridge, UK;

Porzana porzana (Spotted Crane)

Romania

Breeding population size: Ornitodata (Romanian Ornithological Society) Database, OpenBirdMaps (Milvus Group) Database, Rombird (Romanian Rarity Commission) Database
Breeding short-term trend: Ornitodata (Romanian Ornithological Society) Database, OpenBirdMaps (Milvus Group) Database, Rombird (Romanian Rarity Commission) Database
Breeding long-term trend: Ornitodata (Romanian Ornithological Society) Database, OpenBirdMaps (Milvus Group) Database, Rombird (Romanian Rarity Commission) Database

Russia

Breeding population size: Voltzit & Kalyakin 2013-2019; Database of the project on Atlas of breeding birds of European Russia
Breeding short-term trend: Sarychev unpublished. vssar@yandex.ru; Mischenko, expert opinion. almovs@mail.ru
Breeding long-term trend: Sarychev unpublished. vssar@yandex.ru

Serbia

Breeding population size: EBBA2 project; Puzović, S., Radišić, D., Ružić, M., Rajković, D., Radaković, M., Pantović, U., Janković, M., Stojnić, N., Šćiban, M., Tucakov, M., Gergelj, J., Sekulić, G., Agošton, A. & Raković, M. 2015. Birds of Serbia: Breeding Population Estimates and Trends for the Period 2008-2013. Bird protection and study society of Serbia, and Department of Biology and Ecology, Faculty of Sciences, University of Novi Sad, Novi Sad.
Breeding short-term trend: EBBA2 project; Puzović, S., Radišić, D., Ružić, M., Rajković, D., Radaković, M., Pantović, U., Janković, M., Stojnić, N., Šćiban, M., Tucakov, M., Gergelj, J., Sekulić, G., Agošton, A. & Raković, M. 2015. Birds of Serbia: Breeding Population Estimates and Trends for the Period 2008-2013. Bird protection and study society of Serbia, and Department of Biology and Ecology, Faculty of Sciences, University of Novi Sad, Novi Sad.
Breeding long-term trend: EBBA2 project; Puzović, S., Radišić, D., Ružić, M., Rajković, D., Radaković, M., Pantović, U., Janković, M., Stojnić, N., Šćiban, M., Tucakov, M., Gergelj, J., Sekulić, G., Agošton, A. & Raković, M. 2015. Birds of Serbia: Breeding Population Estimates and Trends for the Period 2008-2013. Bird protection and study society of Serbia, and Department of Biology and Ecology, Faculty of Sciences, University of Novi Sad, Novi Sad.

Slovakia

Breeding population size: Coordinatory group for reporting 2019. Danko Štefan, Darolová Alžbeta, Krištín Anton: Rozšírenie vtákov na Slovensku. VEDA, vyd. SAV Bratislava, 2002. Databáza výskytu mapovateľa: M. Fulína, dátum 15.3.2012 ŠOP SR. Karaska D., Trnka A., Krištín A., Ridzoň J.: Chránené vtáče územia Slovenska. ŠOP SR Banská Bystrica, 2015.
Breeding short-term trend: Coordinatory group for reporting 2019, AVES-Symfonia Database 2013-2018, KIMS Database 2013-2018. Danko Štefan, Darolová Alžbeta, Krištín Anton: Rozšírenie vtákov na Slovensku. VEDA, vyd. SAV Bratislava, 2002.
Breeding long-term trend: Coordinatory group for reporting 2019, AVES-Symfonia Database 2013-2018, KIMS Database 2013-2018. Danko Štefan, Darolová Alžbeta, Krištín Anton: Rozšírenie vtákov na Slovensku. VEDA, vyd. SAV Bratislava, 2002.

Slovenia

Breeding population size: Denac K., Jančar T., Božič, L., Mihelič, T., Koce, U., Kmecl, P., Kljun, I., Denac, D., Bordjan, D. (2018): Monitoring populacij izbranih ciljnih vrst ptic na območjih Natura 2000 v letu 2018 in sinteza monitoringa 2016-2018. Poročilo. Naročnik: Ministrstvo za kmetijstvo, gozdarstvo in prehrano. DOPPS, Ljubljana. Mihelič T., Kmecl P., Denac K., Koce U., Vrezec A., Denac D. (eds.) (2019): Atlas ptic Slovenije. Popis gnezdičk 2002–2017. – DOPPS, Ljubljana.
Breeding short-term trend: Bordjan D. (2012): Vodne ptice in ujede Cerkniškega polja (južna Slovenija) v letih 2007 in 2008, s pregledom zanimivejših opazovanj do konca leta 2010. – <i>Acrocephalus</i> 33 (152/153): 25–104. Denac K., Mihelič T., Božič L., Kmecl P., Jančar T., Figelj J., Rubinič B. (2011): Strokovni predlog za revizijo posebnih območij varstva (SPA) z uporabo najnovejših kriterijev za določitev mednarodno pomembnih območij za ptice (IBA). Končno poročilo (dopolnjena verzija). – DOPPS, Ljubljana. Denac K., Jančar T., Božič, L., Mihelič, T., Koce, U., Kmecl, P., Kljun, I., Denac, D., Bordjan, D. (2018): Monitoring populacij izbranih ciljnih vrst ptic na območjih Natura 2000 v letu 2018 in sinteza monitoringa 2016-2018. Poročilo. Naročnik: Ministrstvo za kmetijstvo, gozdarstvo in prehrano. DOPPS, Ljubljana. Mihelič T., Kmecl P., Denac K., Koce U., Vrezec A., Denac D. (eds.) (2019): Atlas ptic Slovenije. Popis gnezdičk 2002–2017. – DOPPS, Ljubljana.
Breeding long-term trend: BirdLife International (2004): Birds in Europe: population estimates, trends and conservation status. BirdLife Conservation Series No. 12. – BirdLife International, Cambridge. Bordjan D., Božič L. (2009): Pojavljanje vodnih ptic in ujed na območju vodnega zadrževalnika Medvedce (Dravsko polje, SV Slovenija) v obdobju 2002–2008. – <i>Acrocephalus</i> 30 (141/142/143): 55–163. Denac, K., T. Mihelič, L. Božič, P. Kmecl, T. Jančar, J. Figelj & B. Rubinič (2011): Strokovni predlog za revizijo posebnih območij varstva (SPA) z uporabo najnovejših kriterijev za določitev mednarodno pomembnih območij za ptice (IBA). Končno poročilo (dopolnjena verzija). Naročnik: Ministrstvo za okolje in prostor. DOPPS – BirdLife, Ljubljana. Geister I. (1995): Ornitološki atlas Slovenije. Razširjenost gnezdičk. – DZS, Ljubljana. Kerček M. (2009): Gnezdičke kopenskega dela zadrževalnika Medvedce (SV Slovenija). – <i>Acrocephalus</i> 30 (141/142/143): 165–179. Mihelič T., Kmecl P., Denac K., Koce U., Vrezec A., Denac D. (eds.) (2019): Atlas ptic Slovenije. Popis gnezdičk 2002–2017. – DOPPS, Ljubljana.

Spain

Breeding population size: Martí, R. & del Moral, J.C. (Eds.) (2003). Atlas de las Aves Reproductoras de España. Dirección General de Conservación de la Naturaleza-Sociedad Española de Ornitología. Madrid, 733 pp. (https://www.miteco.gob.es/es/biodiversidad/temas/inventarios-nacionales/inventario-especies-terrestres/inventario-nacional-de-biodiversidad/ieet_aves_atlas.aspx)
Breeding short-term trend: Martí, R. & del Moral, J.C. (Eds.) (2003). Atlas de las Aves Reproductoras de España. Dirección General de Conservación de la Naturaleza-Sociedad Española de Ornitología. Madrid, 733 pp. (https://www.miteco.gob.es/es/biodiversidad/temas/inventarios-nacionales/inventario-especies-terrestres/inventario-nacional-de-biodiversidad/ieet_aves_atlas.aspx)
Breeding long-term trend: Martí, R. & del Moral, J.C. (Eds.) (2003). Atlas de las Aves Reproductoras de España. Dirección General de Conservación de la Naturaleza-Sociedad Española de Ornitología. Madrid, 733 pp. (https://www.miteco.gob.es/es/biodiversidad/temas/inventarios-nacionales/inventario-especies-terrestres/inventario-nacional-de-biodiversidad/ieet_aves_atlas.aspx)

Sweden

Breeding population size: Ottosson, U., Ottvall, R., Elmberg, J., Green, M., Gustafsson, R., Haas, F., Holmqvist, N., Lindström, Å., Nilsson, L., Svensson, M., Svensson, S. & Tjernberg, M. 2012. Fåglarna i Sverige – antal och förekomst. SOF, Halmstad. Swedish Bird Survey. BirdLife Sverige, Annual Bird reports.
Breeding short-term trend: Species observation system, www.artportalen.se
Breeding long-term trend: BirdLife Sverige annual reports

Porzana porzana (Spotted Crane)

Switzerland

Breeding population size: Knaus, P., S. Antoniazza, S. Wechsler, J. Guélat, M. Kéry, N. Strebel & T. Sattler (2018): Swiss Breeding Bird Atlas 2013–2016. Distribution and population trends of birds in Switzerland and Liechtenstein. Swiss Ornithological Institute, Sempach.

Breeding short-term trend: <https://www.vogelwarte.ch/en/projects/population-trends/breeding-population-indices/>

Breeding long-term trend: <https://www.vogelwarte.ch/en/projects/population-trends/breeding-population-indices/>

Turkey

Breeding population size: Ferdi Akarsu, Güven Eken personal communication (2019), Kusbank Bird Database (Ebird) Kirwan G.M., Boyla K. A., Castell P., Demirci B., Özen M., Welch H., Marlow T., 2008, Birds of Turkey. Londra, Christopher Helm, 978-1-4081-0475-

Ukraine

Breeding population size: Atlas work, non-published data

United Kingdom

Breeding population size: RBBP; Holling, M. & the Rare Breeding Birds Panel. 2018. Rare breeding birds in the United Kingdom in 2016. British Birds 111: 644-694.

Breeding short-term trend: RBBP; Holling, M. & the Rare Breeding Birds Panel. 2018. Rare breeding birds in the United Kingdom in 2016. British Birds 111: 644-694.

Breeding long-term trend: RBBP; Holling, M. & the Rare Breeding Birds Panel. 2018. Rare breeding birds in the United Kingdom in 2016. British Birds 111: 644-694.

Bibliography

- Bird, J. P., Martin, R., Akçakaya, H. R., Gilroy, J., Burfield, I. J., Garnett, S. G., Symes, A., Taylor, J., Sekercioglu, Ç. H. and Butchart, S. H. M. 2020. Generation lengths of the world's birds and their implications for extinction risk. *Conservation Biology* 34(5): 1252-1261. DOI: 10.1111/cobi.13486.
- Delany, S. and Scott, D. 2006. Waterbird population estimates. Wetlands International, Wageningen, The Netherlands.
- Hockey, P. A. R., Dean, W. R. J. & Ryan, P. G. 2005. Roberts Birds of Southern Africa. Trustees of the John Voelcker Bird Book Fund, Cape Town, South Africa.
- Taylor, B. and van Perlo, B. 1998. Rails: a guide to the rails, crakes, gallinules and coots of the world. Pica Press, Robertsbridge, UK.
- Taylor, P. B. 1996. Rallidae (Rails, Gallinules and Coots). In: J. del Hoyo, A. Elliott and J. Sargatal (eds), *Handbook of the birds of the world*, pp. 108-209. Lynx Edicions, Barcelona, Spain.
- Urban, E.K., Fry, C.H. and Keith, S. 1986. *The Birds of Africa, Volume II*. Academic Press, London.
- del Hoyo, J., Elliott, A. and Sargatal, J. (eds). 1996. *Handbook of the Birds of the World, Vol. 3: Hoatzin to Auks*. Lynx Edicions, Barcelona, Spain.