



THE IUCN RED LIST
OF THREATENED SPECIES™



***Porphyrio porphyrio* (Purple Swamphen)**

European Red List of Birds

Supplementary Material

The European Union (EU28) Red List assessments were based principally on the official data reported by EU Member States to the European Commission under Article 12 of the Birds Directive in 2019-20. For the European Red List assessments, similar data were sourced from BirdLife Partners and other collaborating experts in other European countries and territories. For more information, see BirdLife International (2021).

Contents

Reported national population sizes and trends
Trend maps of reported national population data
Sources of reported national population data
Species factsheet bibliography

Recommended citation

BirdLife International (2021) European Red List of Birds. Luxembourg: Publications Office of the European Union.

Further information

<http://datazone.birdlife.org/info/euroredlist>
<http://www.birdlife.org/europe-and-central-asia/european-red-list-birds-0>
<http://www.iucnredlist.org/regions/europe>
<http://ec.europa.eu/environment/nature/conservation/species/redlist/>

Data requests and feedback

To request access to these data in electronic format, provide new information, correct any errors or provide feedback, please email science@birdlife.org.

Porphyrio porphyrio (Purple Swamphen)

Table 1. Reported national breeding population size and trends in Europe¹.

Country (or territory) ²	Population estimate				Short-term population trend ⁵				Long-term population trend ⁵				Subspecific population (where relevant)
	Size (pairs) ³	Europe (%)	Year(s)	Method ⁴	Direction ⁶	Magnitude (%) ⁷	Year(s)	Method ⁴	Direction ⁶	Magnitude (%) ⁷	Year(s)	Method ⁴	
Azerbaijan	10000–50000	79	1996-2019	expert	F		2013-2019	expert	F		1980-2019	expert	
France	100–190	<1	2014-2014	complete	+	40 to 110	2007-2014	complete	+	9000 to 10600	1995-2014	complete	porphyrio
Italy	0–1	100	2013-2018	expert	?		2007-2018	deficient	-	-100 to -95	1993-2018	expert	poliocephalus
Italy	550–750	2	2013-2018	expert	?		2007-2018	deficient	+	50 to 130	1993-2018	expert	porphyrio
Portugal	100–400	<1	2013-2018	partial	?		2007-2018	deficient	?		1980-2018	deficient	porphyrio
Russia	60–130	<1	2008-2018	partial	F		2008-2018	partial	F		1980-2018	partial	
Spain	3300–3400	12	2007-2018	partial	-		2007-2018	complete	+		1980-2018	expert	porphyrio
Turkey	1100–2000	5	2002-2012	partial	?		2008-2019	deficient	?		1980-2013	deficient	
EU28	4000–4800	15											
Europe	15200–56900	100											
Europe	0–1	100											

¹ See 'Sources' at end of factsheet, and for more details on individual EU Member State reports, see the Article 12 reporting portal at <http://bd.eionet.europa.eu/article12/report>.

² The designation of geographical entities and the presentation of the material do not imply the expression of any opinion whatsoever on the part of IUCN or BirdLife International concerning the legal status of any country, territory or area, or of its authorities, or concerning the delimitation of its frontiers or boundaries.

³ In the few cases where population size estimates were reported in units other than those specified, they were converted to the correct units using standard correction factors.

⁴ The 'method used' (replacing the data 'quality' assessment in the 2015 European Red List) is reported as: a) Complete: complete survey or a statistically robust estimate; b) Partial: based mainly on extrapolation from a limited amount of data; c) Expert: based mainly on expert opinion with very limited data; d) Defficient: insufficient or no data available.

⁵ The robustness of regional trends to the effects of any missing or incomplete data was tested using plausible scenarios, based on other sources of information, including any other reported information, recent national Red Lists, scientific literature, other publications and consultation with relevant experts.

⁶ Trend directions are reported as: increasing (+); decreasing (-); stable (0); fluctuating (F); or unknown (?).

⁷ Trend magnitudes are rounded to the nearest integer.

Porphyrio porphyrio (Purple Swamphen)

Table 2. Reported national wintering population sizes and trends in Europe¹. Note that some countries within the species' wintering range did not report any data, and that only minimum totals are presented, to avoid double-counting of birds moving between countries.

Country (or territory) ²	Population estimate				Short-term population trend ⁵				Long-term population trend ⁵				Subspecific population (where relevant)
	Size (individuals) ³	Europe (%)	Year(s)	Method ⁴	Direction ⁶	Magnitude (%) ⁷	Year(s)	Method ⁴	Direction ⁶	Magnitude (%) ⁷	Year(s)	Method ⁴	
Azerbaijan	1000–50000	96	1996-2019	expert	F		2010-2019	expert	F		1980-2019	expert	
Turkey	0–670	4	2013-2019	complete	?		2008-2019	deficient	?		1980-2019	deficient	
Europe	1000–50700	100											

¹ See 'Sources' at end of factsheet, and for more details on individual EU Member State reports, see the Article 12 reporting portal at <http://bd.eionet.europa.eu/article12/report>.

² The designation of geographical entities and the presentation of the material do not imply the expression of any opinion whatsoever on the part of IUCN or BirdLife International concerning the legal status of any country, territory or area, or of its authorities, or concerning the delimitation of its frontiers or boundaries.

³ In the few cases where population size estimates were reported in units other than those specified, they were converted to the correct units using standard correction factors.

⁴ The 'method used' (replacing the data 'quality' assessment in the 2015 European Red List) is reported as: a) Complete: complete survey or a statistically robust estimate; b) Partial: based mainly on extrapolation from a limited amount of data; c) Expert: based mainly on expert opinion with very limited data; d) Deficient: insufficient or no data available.

⁵ The robustness of regional trends to the effects of any missing or incomplete data was tested using plausible scenarios, based on other sources of information, including any other reported information, recent national Red Lists, scientific literature, other publications and consultation with relevant experts.

⁶ Trend directions are reported as: increasing (+); decreasing (-); stable (0); fluctuating (F); or unknown (?).

⁷ Trend magnitudes are rounded to the nearest integer.

Trend maps

A symbol appears in each country where the species occurs: the shape and colour of the symbol represent the population trend in that country, and the size of the symbol corresponds to the proportion of the European population occurring in that country.

KEY

- | | |
|---|---------------------------------|
| ↑ Large increase (≥50%) | ↓ Large decrease (≥50%) |
| ↑ Moderate increase (20–49%) | ↓ Moderate decrease (20–49%) |
| ↑ Small increase (<20%) | ↓ Small decrease (<20%) |
| ↑ Increase of unknown magnitude | ↓ Decrease of unknown magnitude |
| ■ Stable or fluctuating | |
| □ Unknown | |
| ○ Present (no population or trend data) | |
| × Extinct since 1980 | |

Each symbol, with the exception of Present and Extinct, may occur in up to three different size classes, corresponding to the proportion of the European population occurring in that country.

- ↑ Large: ≥10% of the European population
- ↑ Medium: 1–9% of the European population
- ↑ Small: <1% of the European population

The designation of geographical entities and the presentation of the material do not imply the expression of any opinion whatsoever on the part of IUCN or BirdLife International concerning the legal status of any country, territory or area, or of its authorities, or concerning the delimitation of its frontiers or boundaries.

Figure 1. Breeding population sizes and short-term trends across Europe.

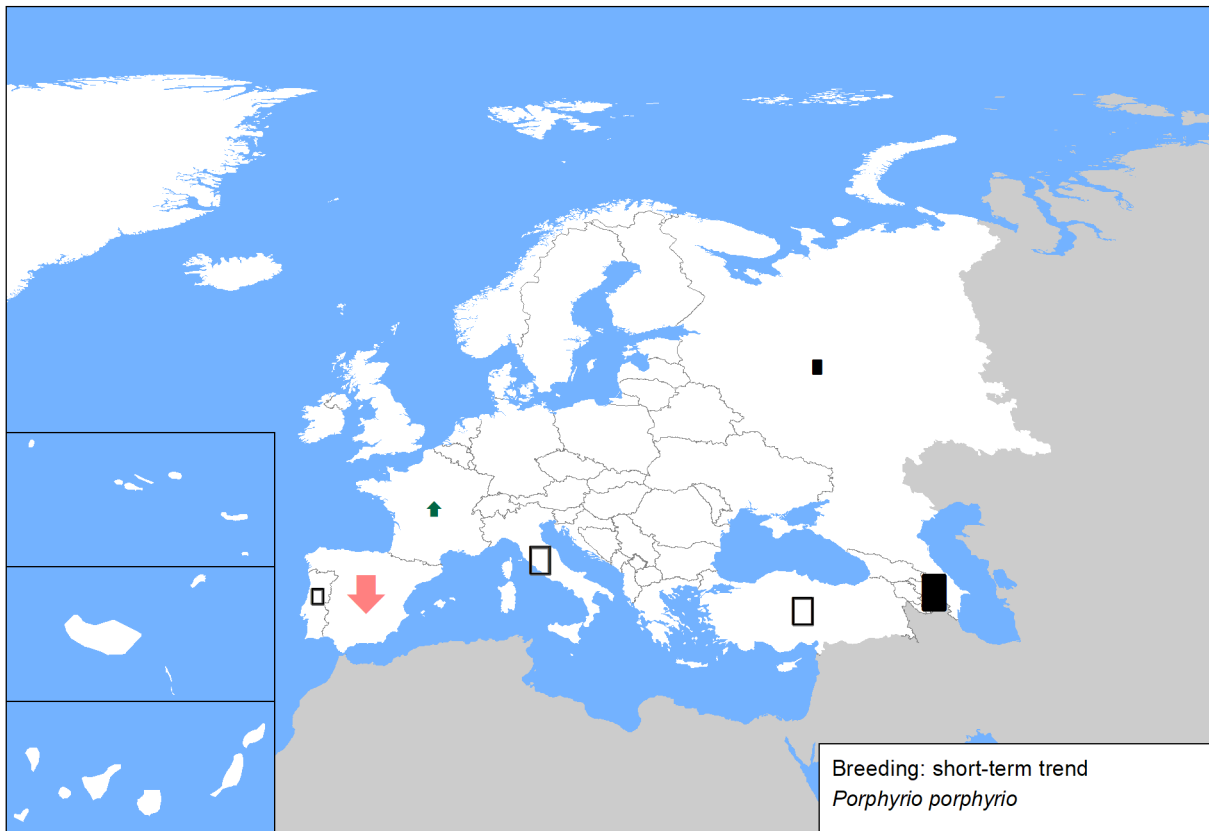


Figure 2. Breeding population sizes and long-term trends across Europe.

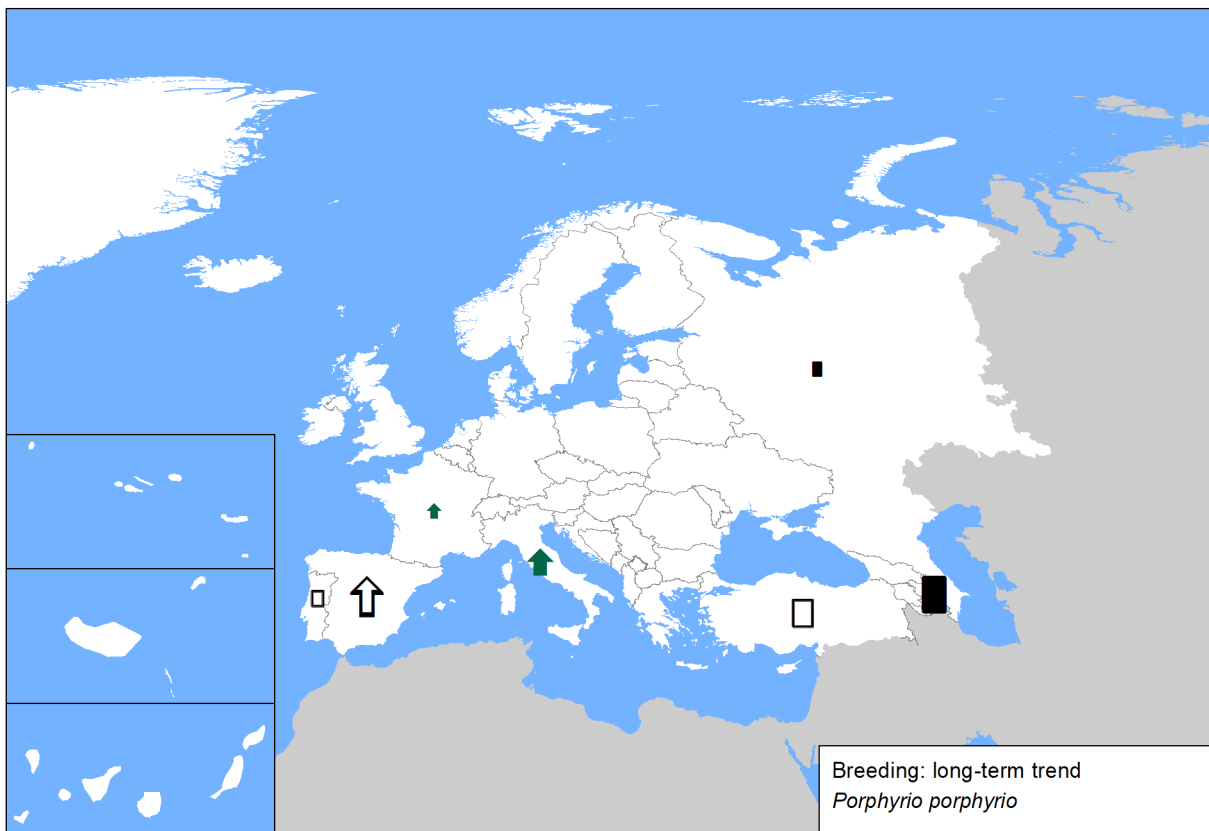


Figure 3. Reported wintering population sizes and short-term trends across Europe. Note that some countries within the species' wintering range did not report any data.

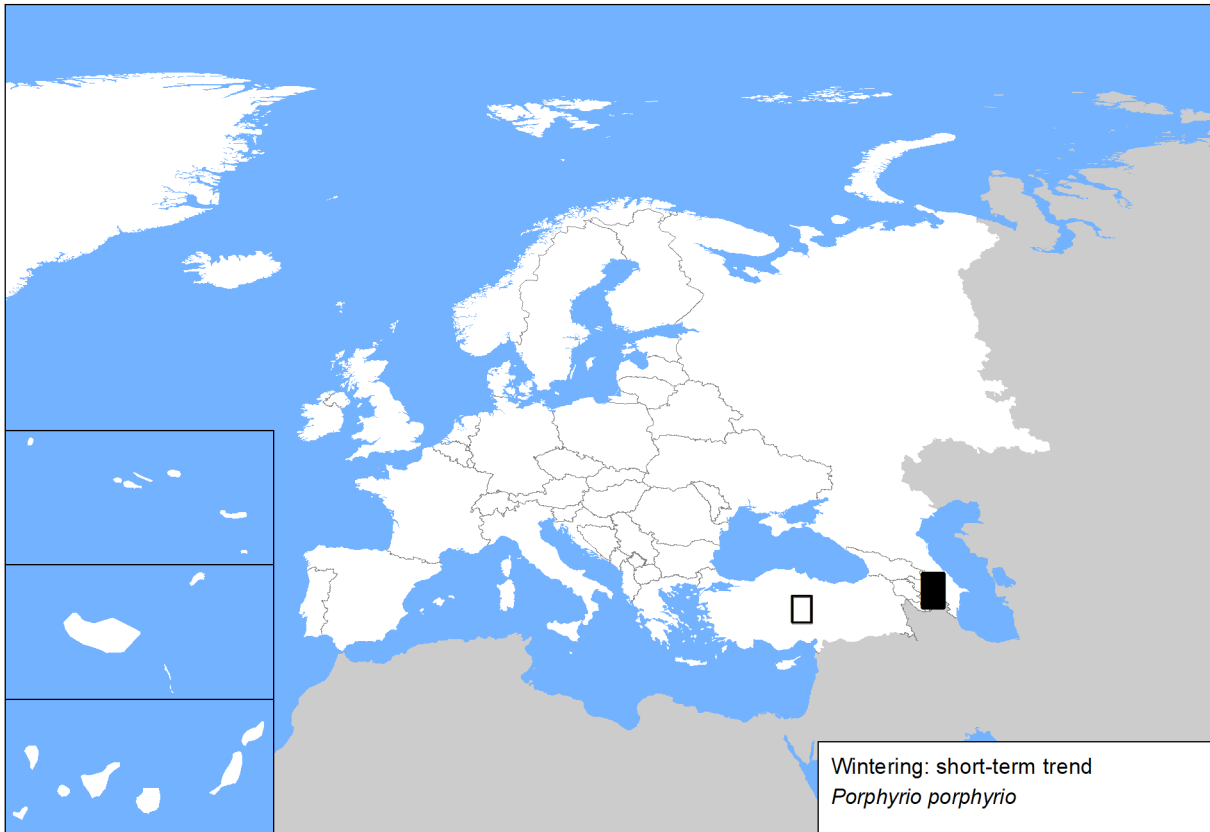


Figure 4. Reported wintering population sizes and long-term trends across Europe. Note that some countries within the species' wintering range did not report any data.



Porphyrio porphyrio (Purple Swamphen)

Sources

Azerbaijan

Breeding population size: BirdLife International 2004
Breeding short-term trend: AOS data base
Breeding long-term trend: AOS Data Base
Winter population size: AOS data base
Winter short-term trend: AOS Data Base
Winter long-term trend: AOS Data Base

France: porphyrio

Breeding population size: Clément D. 2016. Talève sultane - <i>Porphyrio porphyrio</i> . in Quaintenne & les coordinateurs-espèce (2016) Les oiseaux nicheurs rares et menacés en France en 2014. Ornithos 23-2, 65-101
Breeding short-term trend: Gonin J. & Aleman Y. 2006. Talève sultane - <i>Porphyrio porphyrio</i> . in Riegel, J. & les coordinateurs-espèce (2006) Les oiseaux nicheurs rares et menacés en France en 2003 et 2004. Ornithos 13-4, 209-237 ; Clément D. 2016. Talève sultane - <i>Porphyrio porphyrio</i> . in Quaintenne & les coordinateurs-espèce (2016) Les oiseaux nicheurs rares et menacés en France en 2014. Ornithos 23-2, 65-101
Breeding long-term trend: Clément D. 2016. Talève sultane - <i>Porphyrio porphyrio</i> . in Quaintenne & les coordinateurs-espèce (2016) Les oiseaux nicheurs rares et menacés en France en 2014. Ornithos 23-2, 65-101 ; Aleman Y. 1996. La Talève sultane <i>Porphyrio porphyrio</i> , une nouvelle espèce nicheuse pour la France. Ornithos 3-1, 176-177

Italy: poliocephalus

Breeding population size: Sposimo P., Corbi F., Mori E. (2010 a). Analisi della distribuzione e consistenza della popolazione di Pollo sultano asiatico (<i>Porphyrio porphyrio</i> poliocephalus) nel Lazio. ARP Lazio, ATI NEMO srl, relazione tecnica. Fraticelli F., 2000. L'introduzione de
Breeding short-term trend: No recent data available
Breeding long-term trend: Brichetti P., Fracasso G., 2018. The Birds of Italy. Vol. I. Anatidae-Alcidae. Ed. Belvedere, Latina (Italy), "historia naturae" (6), pp. 512.

Italy: porphyrio

Breeding population size: Brichetti P., Fracasso G., 2018. The Birds of Italy. Vol. I. Anatidae-Alcidae. Ed. Belvedere, Latina (Italy), "historia naturae" (6), pp. 512.
Breeding short-term trend: No recent data available
Breeding long-term trend: Brichetti P., Meschini E., 1993. Stima delle popolazioni di uccelli nidificanti. In Meschini E., Frugis S., 1993. Atlante degli uccelli nidificanti in Italia. Suppl. Ric. Biol. Selvaggina, 20, 1-345.

Portugal: porphyrio

Breeding population size: eBird (2019). eBird: An online database of bird distribution and abundance [web application]. eBird, Ithaca, New York. Available: http://www.ebird.org/portugal/home . (Accessed: October 22, 2018).
--

Russia

Breeding population size: Voltzit & Kalyakin 2013-2019; Database of the project on Atlas of breeding birds of European Russia
Breeding short-term trend: Bukreev & Dzhamorzoev 2013; Belik 2014
Breeding long-term trend: Belik et al.2003; Bukreev & Dzhamorzoev 2013; Belik 2014

Spain: porphyrio

Breeding population size: Información obtenida de la base de datos del Inventario Español de Especies Terrestres. Programa SACRE. Ministerio de Agricultura, Alimentación y Medio Ambiente (https://www.miteco.gob.es/es/biodiversidad/temas/inventarios-nacionales/inventario-especies-terrestres/ieet_aves_sist_seg_tendencia_comunes_esp.aspx) Palomino, D. & Molina, B. (Eds.) (2009). Aves acuáticas reproductoras en España. Población en 2007 y método de censo. SEO/BirdLife. Madrid.
Breeding short-term trend: Información obtenida de la base de datos del Inventario Español de Especies Terrestres. Programa SACRE. Ministerio de Agricultura, Alimentación y Medio Ambiente (https://www.miteco.gob.es/es/biodiversidad/temas/inventarios-nacionales/inventario-especies-terrestres/ieet_aves_sist_seg_tendencia_comunes_esp.aspx) Información proporcionada por las Comunidades Autónomas. Palomino, D. & Molina, B. (Eds.) (2009). Aves acuáticas reproductoras en España. Población en 2007 y método de censo. SEO/BirdLife. Madrid.
Breeding long-term trend: Información proporcionada por las Comunidades Autónomas. Martí, R. & del Moral, J.C. (Eds.) (2003). Atlas de las Aves Reproductoras de España. Dirección General de Conservación de la Naturaleza- Sociedad Española de Ornitología. Madrid, 733 pp. (https://www.miteco.gob.es/es/biodiversidad/temas/inventarios-nacionales/inventario-especies-terrestres/inventario-nacional-de-biodiversidad/ieet_aves_atlas.aspx) Palomino, D. & Molina, B. (Eds.) (2009). Aves acuáticas reproductoras en España. Población en 2007 y método de censo. SEO/BirdLife. Madrid.

Turkey

Breeding population size: Ferdi Akarsu, Güven Eken, Arzu Gürsoy personal communication (2019), Gül, R. 2009. Göksu Deltası Özel Çevre Koruma Bölgesi Saz Horozu (<i>Porphyrio porphyrio</i>) Araştırma Ve İzleme Projesi Raporu, Doğa Araştırmaları Derneği, Ankara, 39 pg., Demirbaş, G., 2007. Kızılırmak Deltası'nda Sazhorozu (<i>Porphyrio Porphyrio</i> Linnaeus, 1758) Populasyonunun Saptanması (Determination of the purple gallinule population in Kızılırmak Delta), Ondokuz Mayıs Üniversitesi Fen Bilimleri Enstitüsü, Samsun.
Winter population size: Ebird Database and Midwinter Fowl Counts (2013-2018), Birdlife Estimate
Winter short-term trend: Midwinter bird counts 2012-2019
Winter long-term trend: Midwinter bird counts 1980-2019 and Historical Records come from OSME and other midwinter counts

Bibliography

- Alonso-Andicoberry, C., García-Villada, L., Lopez-Rodas, V. and Costas, E. 2002. Catastrophic mortality of flamingos in a Spanish national park caused by cyanobacteria. *Veterinary Record* 151: 706-707.
- Bird, J. P., Martin, R., Akçakaya, H. R., Gilroy, J., Burfield, I. J., Garnett, S. G., Symes, A., Taylor, J., Sekercioglu, Ç. H. and Butchart, S. H. M. 2020. Generation lengths of the world's birds and their implications for extinction risk. *Conservation Biology* 34(5): 1252-1261. DOI: 10.1111/cobi.13486.
- Delany, S. and Scott, D. 2006. Waterbird population estimates. Wetlands International, Wageningen, The Netherlands.
- Dowding, J.E., Murphy, E.C. and Veitch, C.R. 1999. Brodifacoum residues in target and non-target species following an aerial poisoning operation on Motuihe Island, Hauraki Gulf, New Zealand. *New Zealand Journal of Ecology* 23(2): 207-214.
- Gaidet, N., Dodman, T., Caron, A., Balanca, G., Desvaux, S., Goutard, F., Cattoli, G., Lamarque, F., Hagemeyer, W. and Monicat, F. 2007. Avian Influenza Viruses in Water Birds, Africa. *Emerging Infectious Diseases* 13(4): 626-629.
- Galvin, J.W., Hollier, T.J., Bodinnar, K.D. and Bunn, C.M. 1985. An outbreak of botulism in wild waterbirds in Southern Australia. *Journal of Wildlife Diseases* 21(4): 347-350.
- Haselmayer, J. and Jamieson, I.G. 2001. Increased predation on pukeko eggs after the application of rabbit control measures. *New Zealand Journal of Ecology* 25(1): 89-93.
- Melville, D.S. and Shortridge, K.F. 2006. Migratory waterbirds and avian influenza in the East Asian-Australasian Flyway with particular reference to the 2003-2004 H5N1 outbreak. In: G. Boere, C. Galbraith & D. Stroud (eds), *Waterbirds around the World*, pp. 432-438. The Stationery Office, Edinburgh, U.K.
- Taylor, B. and van Perlo, B. 1998. *Rails: a guide to the rails, crakes, gallinules and coots of the world*. Pica Press, Robertsbridge, UK.
- Taylor, P. B. 1996. Rallidae (Rails, Gallinules and Coots). In: J. del Hoyo, A. Elliott and J. Sargatal (eds), *Handbook of the birds of the world*, pp. 108-209. Lynx Edicions, Barcelona, Spain.
- de Vergara, C.V.G. and Ripoll, M.G. 1999. Species Action Plan for the Purple Gallinule *Porphyrio porphyrio* in Europe. BirdLife International.
- del Hoyo, J., Elliott, A. and Sargatal, J. (eds). 1996. *Handbook of the Birds of the World, Vol. 3: Hoatzin to Auks*. Lynx Edicions, Barcelona, Spain.