

***Lanius meridionalis* (Iberian Grey Shrike)**

European Red List of Birds

Supplementary Material

The European Union (EU28) Red List assessments were based principally on the official data reported by EU Member States to the European Commission under Article 12 of the Birds Directive in 2019-20. For the European Red List assessments, similar data were sourced from BirdLife Partners and other collaborating experts in other European countries and territories. For more information, see BirdLife International (2021).

Contents

Recommended citation

BirdLife International (2021) European Red List of Birds. Luxembourg: Publications Office of the European Union.

Further information

<http://datazone.birdlife.org/info/euroredlist>

<http://www.birdlife.org/europe-and-central-asia/european-red-list-birds-0>

<http://www.iucnredlist.org/regions/europe>

<http://ec.europa.eu/environment/nature/conservation/species/redlist/>

Data requests and feedback

To request access to these data in electronic format, provide new information, correct any errors or provide feedback, please email science@birdlife.org.

Lanius meridionalis (Iberian Grey Shrike)

Table 1. Reported national breeding population size and trends in Europe¹.

Country (or territory) ²	Population estimate				Short-term population trend ⁵				Long-term population trend ⁵				Subspecific population (where relevant)
	Size (pairs) ³	Europe (%)	Year(s)	Method ⁴	Direction ⁶	Magnitude (%) ⁷	Year(s)	Method ⁴	Direction ⁶	Magnitude (%) ⁷	Year(s)	Method ⁴	
France	550–1200	<1	2009-2012	partial	-	-42 to -40	2007-2018	complete	-	-50 to -40	1980-2018	expert	[excluding koenigi]
Portugal	1000–10000	<1	2013-2018	partial	-		2004-2018	partial	-		1980-2018	partial	[excluding koenigi]
Spain	359000–595000	99	2004-2006	partial	-	-60 to -20	2007-2018	complete	-		1980-2018	complete	[excluding koenigi]
EU28	360000–607000	100											
Europe	360000–607000	100											

¹ See 'Sources' at end of factsheet, and for more details on individual EU Member State reports, see the Article 12 reporting portal at <http://bd.eionet.europa.eu/article12/report>.

² The designation of geographical entities and the presentation of the material do not imply the expression of any opinion whatsoever on the part of IUCN or BirdLife International concerning the legal status of any country, territory or area, or of its authorities, or concerning the delimitation of its frontiers or boundaries.

³ In the few cases where population size estimates were reported in units other than those specified, they were converted to the correct units using standard correction factors.

⁴ The 'method used' (replacing the data 'quality' assessment in the 2015 European Red List) is reported as: a) Complete: complete survey or a statistically robust estimate; b) Partial: based mainly on extrapolation from a limited amount of data; c) Expert: based mainly on expert opinion with very limited data; d) Defficient: insufficient or no data available.

⁵ The robustness of regional trends to the effects of any missing or incomplete data was tested using plausible scenarios, based on other sources of information, including any other reported information, recent national Red Lists, scientific literature, other publications and consultation with relevant experts.

⁶ Trend directions are reported as: increasing (+); decreasing (-); stable (0); fluctuating (F); or unknown (?).

⁷ Trend magnitudes are rounded to the nearest integer.

Lanius meridionalis (Iberian Grey Shrike)

Table 2. Reported national wintering population sizes and trends in Europe¹. Note that some countries within the species' wintering range did not report any data, and that only minimum totals are presented, to avoid double-counting of birds moving between countries.

Country (or territory) ²	Population estimate				Short-term population trend ⁵				Long-term population trend ⁵				Subspecific population (where relevant)
	Size (individuals) ³	Europe (%)	Year(s)	Method ⁴	Direction ⁶	Magnitude (%) ⁷	Year(s)	Method ⁴	Direction ⁶	Magnitude (%) ⁷	Year(s)	Method ⁴	
Spain	718000–1190000	100	2007-2010	partial	0		2008-2017	complete	-		1980-2017	expert	
EU28	718000–1190000	100											
Europe	718000–1190000	100											

¹ See 'Sources' at end of factsheet, and for more details on individual EU Member State reports, see the Article 12 reporting portal at <http://bd.eionet.europa.eu/article12/report>.

² The designation of geographical entities and the presentation of the material do not imply the expression of any opinion whatsoever on the part of IUCN or BirdLife International concerning the legal status of any country, territory or area, or of its authorities, or concerning the delimitation of its frontiers or boundaries.

³ In the few cases where population size estimates were reported in units other than those specified, they were converted to the correct units using standard correction factors.

⁴ The 'method used' (replacing the data 'quality' assessment in the 2015 European Red List) is reported as: a) Complete: complete survey or a statistically robust estimate; b) Partial: based mainly on extrapolation from a limited amount of data; c) Expert: based mainly on expert opinion with very limited data; d) Defficient: insufficient or no data available.

⁵ The robustness of regional trends to the effects of any missing or incomplete data was tested using plausible scenarios, based on other sources of information, including any other reported information, recent national Red Lists, scientific literature, other publications and consultation with relevant experts.

⁶ Trend directions are reported as: increasing (+); decreasing (-); stable (0); fluctuating (F); or unknown (?).

⁷ Trend magnitudes are rounded to the nearest integer.

Trend maps

A symbol appears in each country where the species occurs: the shape and colour of the symbol represent the population trend in that country, and the size of the symbol corresponds to the proportion of the European population occurring in that country.

KEY

- | | |
|---|---------------------------------|
| ↑ Large increase (≥50%) | ↓ Large decrease (≥50%) |
| ↑ Moderate increase (20–49%) | ↓ Moderate decrease (20–49%) |
| ↑ Small increase (<20%) | ↓ Small decrease (<20%) |
| ↑ Increase of unknown magnitude | ↓ Decrease of unknown magnitude |
| ■ Stable or fluctuating | |
| □ Unknown | |
| ○ Present (no population or trend data) | |
| × Extinct since 1980 | |

Each symbol, with the exception of Present and Extinct, may occur in up to three different size classes, corresponding to the proportion of the European population occurring in that country.

- ↑ Large: ≥10% of the European population
- ↑ Medium: 1–9% of the European population
- ↑ Small: <1% of the European population

The designation of geographical entities and the presentation of the material do not imply the expression of any opinion whatsoever on the part of IUCN or BirdLife International concerning the legal status of any country, territory or area, or of its authorities, or concerning the delimitation of its frontiers or boundaries.

Figure 1. Breeding population sizes and short-term trends across Europe.

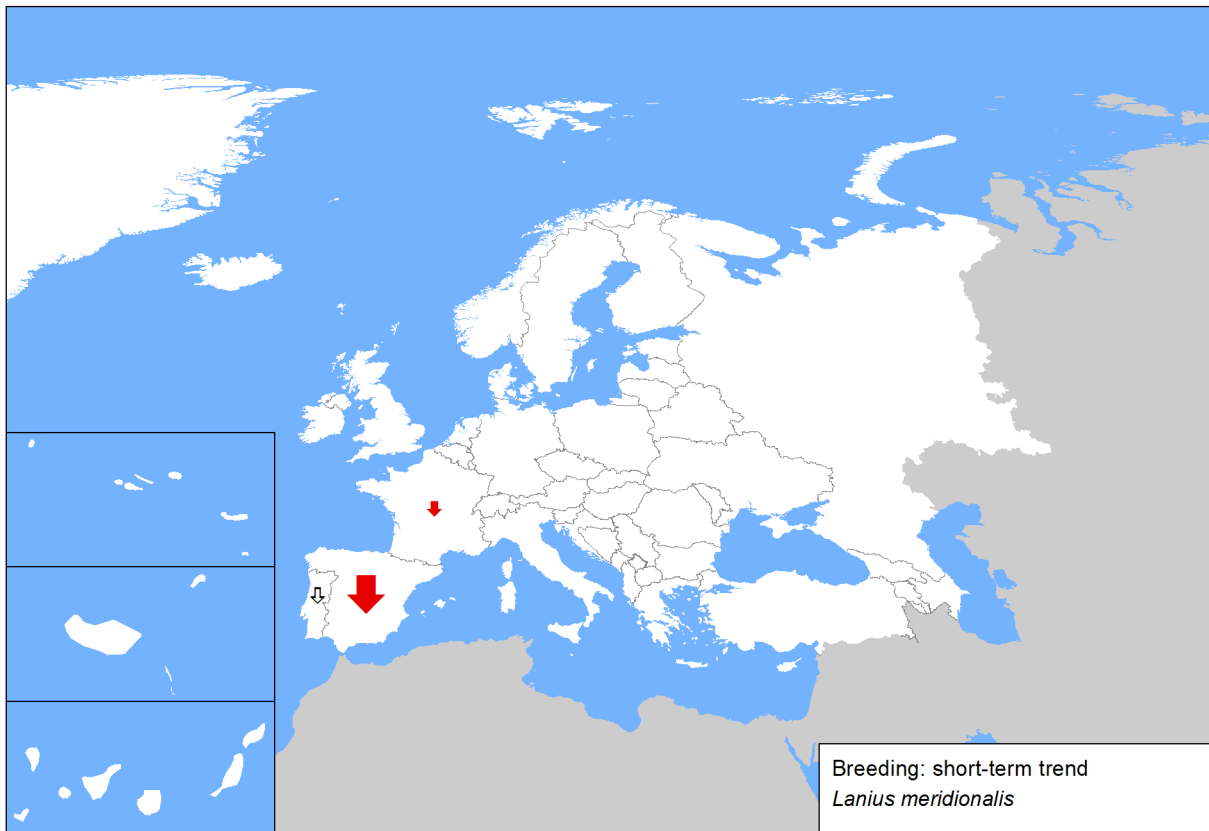


Figure 2. Breeding population sizes and long-term trends across Europe.

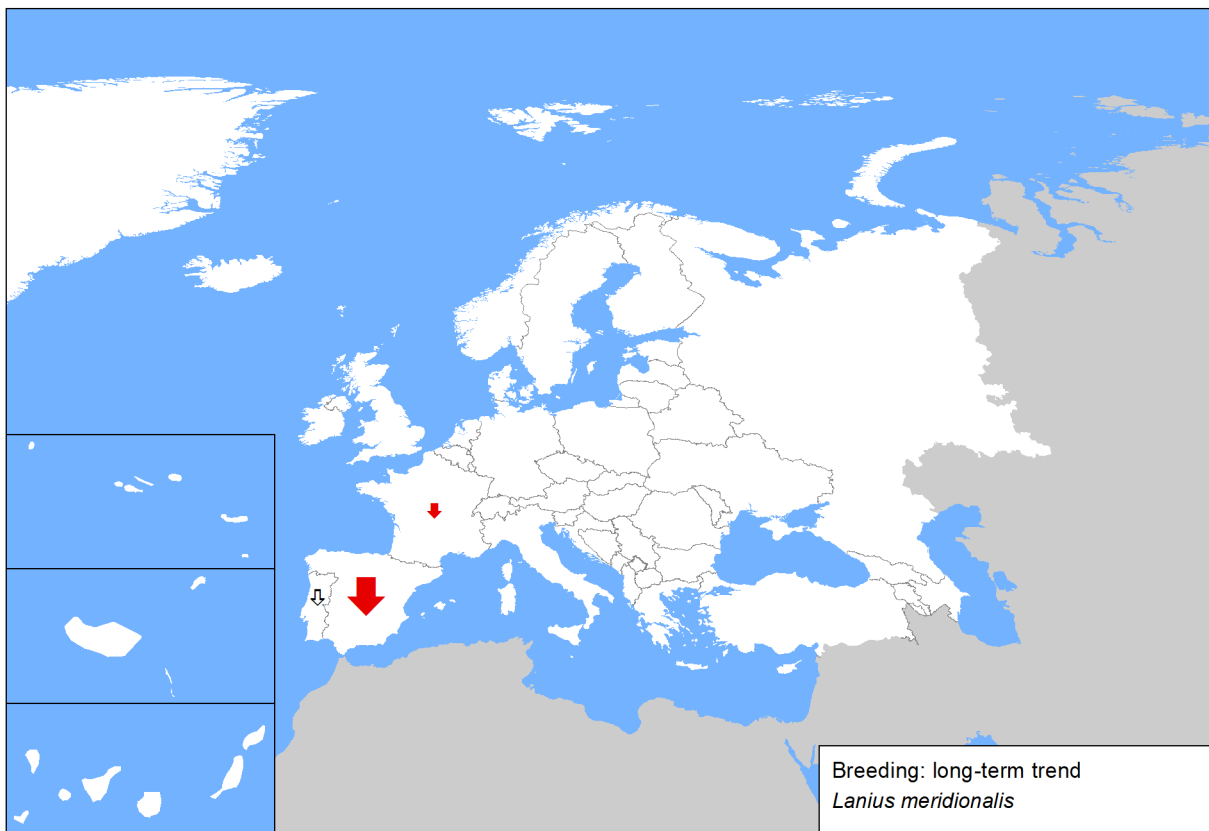


Figure 3. Reported wintering population sizes and short-term trends across Europe. Note that some countries within the species' wintering range did not report any data.

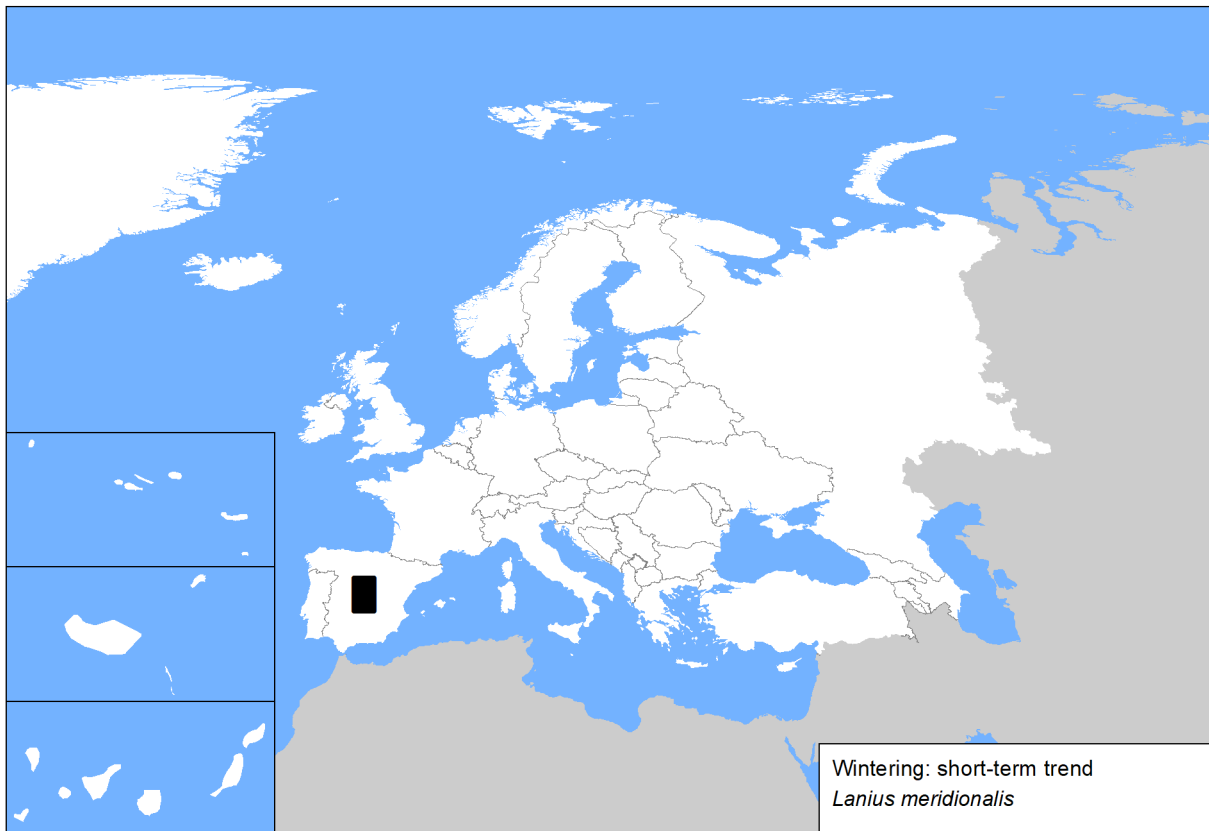
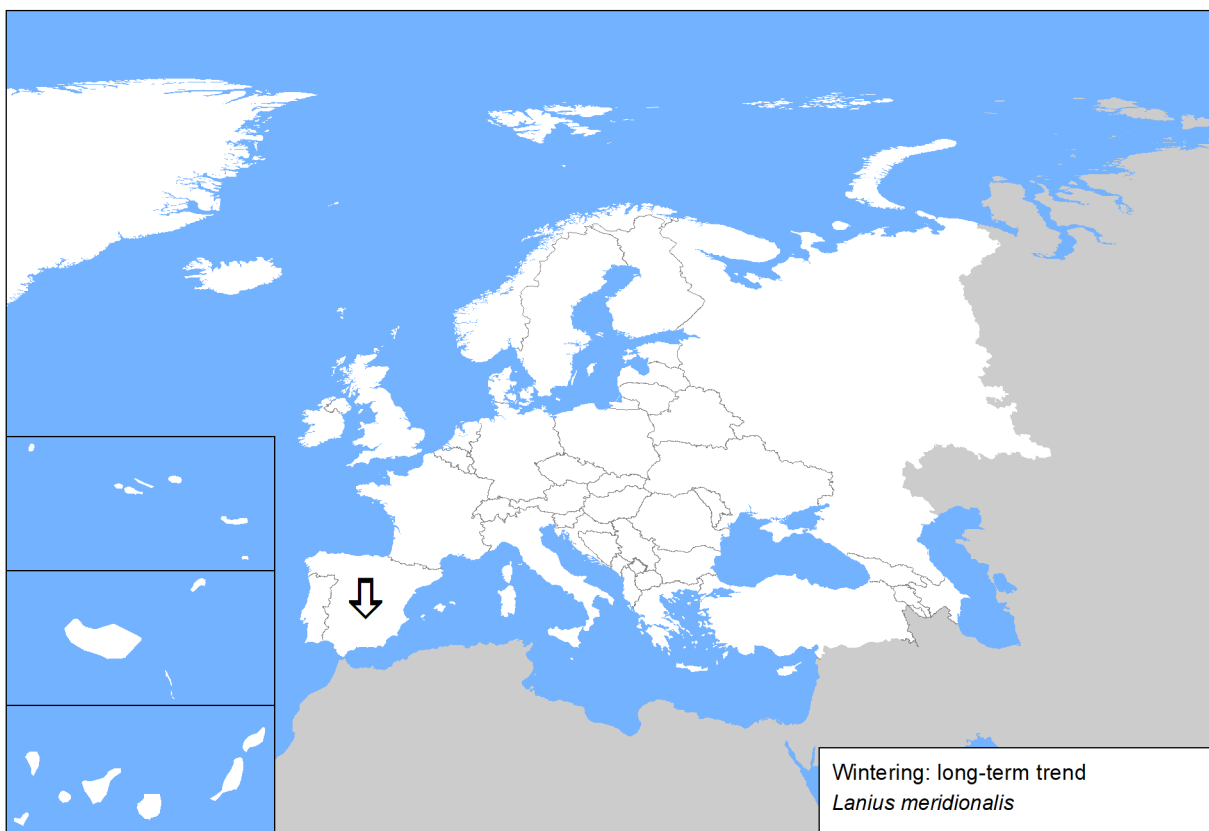


Figure 4. Reported wintering population sizes and long-term trends across Europe. Note that some countries within the species' wintering range did not report any data.



Sources

France: [excluding koenigi]

Breeding population size: Issa N. & Muller Y. 2015. Hameau, O. & Gilot, F. (2015) Pie-grièche méridionale. in Issa N. & Muller Y. coord. (2015) Atlas des oiseaux de France Métropolitaine. Nidification et présence hivernale. LPO / SEOF / MNHN. Delachaux et Niestlé, Paris, 1408 p., Delachaux et Niestlé 1406

Portugal: [excluding koenigi]

Breeding population size: eBird (2019). eBird: An online database of bird distribution and abundance [web application]. eBird, Ithaca, New York. Available: <http://www.ebird.org/portugal/home>. (Accessed: October 22, 2018).

Breeding short-term trend: Alonso, H., Coelho, R., Costa, J., Gouveia, C., Leitão, D., Machado, R., & Teodósio, J. 2019. Relatório do Censo de Aves Comuns 2004-2018. Sociedade Portuguesa para o Estudo das Aves, Lisboa (relatório não publicado).

Breeding long-term trend: Alonso, H., Coelho, R., Costa, J., Gouveia, C., Leitão, D., Machado, R., & Teodósio, J. 2019. Relatório do Censo de Aves Comuns 2004-2018. Sociedade Portuguesa para o Estudo das Aves, Lisboa (relatório não publicado); Relatório Nacional Directiva Aves (2008-2012).

Spain: [excluding koenigi]

Breeding population size: Carrascal, L.M. & Palomino, D. (2008). Las aves comunes reproductoras en España. Población en 2004-2006. SEO/BirdLife. Madrid. 202 pp. (https://www.miteco.gob.es/es/biodiversidad/temas/inventarios-nacionales/19_paseriformes_2004_2006_tcm30-208258.pdf)

Breeding short-term trend: Carrascal, L.M. & Palomino, D. (2008). Las aves comunes reproductoras en España. Población en 2004-2006. SEO/BirdLife. Madrid. 202 pp. (https://www.miteco.gob.es/es/biodiversidad/temas/inventarios-nacionales/19_paseriformes_2004_2006_tcm30-208258.pdf) Database of the 'Atlas de las aves reproductoras de España'. Updated version 2011 with data from SEO/BirdLife's monitoring programmes. In: Inventario Español de Especies Terrestres, Inventario Español del Patrimonio Natural y de la Biodiversidad. Ministerio de Agricultura, Alimentación y Medio Ambiente (2013). (https://www.miteco.gob.es/fr/biodiversidad/temas/inventarios-nacionales/inventario-especies-terrestres/ieet_aves_sist_seg_tendencia_comunes_esp.aspx) Información proporcionada por las Comunidades Autónomas. SEO/BirdLife (2018). Programas de seguimiento y grupos de trabajo de SEO/BirdLife 2017. SEO/BirdLife. Madrid. 69 pp. (<https://www.seo.org/boletin/seguimiento/boletin/2017/html5forpc.html?page=0>) SEO/BirdLife (2019). Programas de seguimiento y grupos de trabajo de SEO/BirdLife 2018. SEO/BirdLife. Madrid. (<https://doi.org/10.31170/0073>)

Breeding long-term trend: Martí, R. & del Moral, J.C. (Eds.) (2003). Atlas de las Aves Reproductoras de España. Dirección General de Conservación de la Naturaleza-Sociedad Española de Ornitología. Madrid, 733 pp. (https://www.miteco.gob.es/es/biodiversidad/temas/inventarios-nacionales/inventario-especies-terrestres/inventario-nacional-de-biodiversidad/ieet_aves_atlas.aspx) Tucker, G.M. & Heath, M.F. (1994). Birds in Europe: their conservation status BirdLife International (BirdLife Conservation Series n° 3). Purroy, F.J. (Coord.) (1997). Atlas de las aves de España (1975-1995). SEO/BirdLife. Lynx Edicions. Barcelona. 583 pp. SEO/BirdLife (2019). Programas de seguimiento y grupos de trabajo de SEO/BirdLife 2018. SEO/BirdLife. Madrid. (<https://doi.org/10.31170/0073>)

Winter population size: SEO/BirdLife (2012). Atlas de las aves en invierno en España 2007-2010. Ministerio de Agricultura, Alimentación y Medio Ambiente-SEO/ BirdLife. Madrid. 817 pp. (https://www.miteco.gob.es/es/biodiversidad/temas/inventarios-nacionales/atlas_aves_invierno_tcm30-198034.pdf)

Winter short-term trend: Información proporcionada por las Comunidades Autónomas. SEO/BirdLife (2018). Programas de seguimiento y grupos de trabajo de SEO/BirdLife 2017. SEO/BirdLife. Madrid. 69 pp. (<https://www.seo.org/boletin/seguimiento/boletin/2017/html5forpc.html?page=0>) SEO/BirdLife (2019). Programas de seguimiento y grupos de trabajo de SEO/BirdLife 2018. SEO/BirdLife. Madrid. (<https://doi.org/10.31170/0073>)

Winter long-term trend: SEO/BirdLife (2012). Atlas de las aves en invierno en España 2007-2010. Ministerio de Agricultura, Alimentación y Medio Ambiente-SEO/ BirdLife. Madrid. 817 pp. (https://www.miteco.gob.es/es/biodiversidad/temas/inventarios-nacionales/atlas_aves_invierno_tcm30-198034.pdf)

Bibliography

- Bird, J. P., Martin, R., Akçakaya, H. R., Gilroy, J., Burfield, I. J., Garnett, S. G., Symes, A., Taylor, J., Sekercioglu, Ç. H. and Butchart, S. H. M. 2020. Generation lengths of the world's birds and their implications for extinction risk. *Conservation Biology* 34(5): 1252-1261. DOI: 10.1111/cobi.13486.
- BirdLife International. 2004. *Birds in Europe: population estimates, trends and conservation status*. BirdLife International, Cambridge, U.K.
- BirdLife International. 2015. *European Red List of Birds*. Office for Official Publications of the European Communities, Luxembourg.
- Cramp, S. and Simmons, K.E.L. (eds). 1977-1994. *Handbook of the birds of Europe, the Middle East and Africa. The birds of the western Palearctic*. Oxford University Press, Oxford.
- SEO/BirdLife. 2017. *Programas de seguimiento de avifauna y grupos de trabajo de SEO/BirdLife 2016*. SEO/BirdLife, Madrid. Available at: <http://www.seo.org/boletin/seguimiento/boletin/2016/#> .
- Sibley, C.G. and Monroe, B.L. 1990. *Distribution and Taxonomy of Birds of the World*. Yale University Press, New Haven, USA.
- Sibley, C.G. and Monroe, B.L. 1993. *A supplement to 'Distribution and Taxonomy of Birds of the World'*. Yale University Press, New Haven, USA.
- Yosef, R. & International Shrike Working Group. 2017. Southern Grey Shrike (*Lanius meridionalis*). In: del Hoyo, J., Elliott, A., Sargatal, J., Christie, D.A. & de Juana, E. (eds.). *Handbook of the Birds of the World Alive*. Lynx Edicions, Barcelona. (retrieved from <http://www.hbw.com/node/60483> on 6 September 2017). .
- del Hoyo, J., Collar, N.J., Christie, D.A., Elliott, A., Fishpool, L.D.C., Boesman, P. and Kirwan, G.M. 2016. *HBW and BirdLife International Illustrated Checklist of the Birds of the World. Volume 2: Passerines*. Lynx Edicions and BirdLife International, Barcelona, Spain and Cambridge, UK.