



THE IUCN RED LIST
OF THREATENED SPECIES™



***Charadrius hiaticula* (Common Ringed Plover)**

European Red List of Birds

Supplementary Material

The European Union (EU28) Red List assessments were based principally on the official data reported by EU Member States to the European Commission under Article 12 of the Birds Directive in 2019-20. For the European Red List assessments, similar data were sourced from BirdLife Partners and other collaborating experts in other European countries and territories. For more information, see BirdLife International (2021).

Contents

Reported national population sizes and trends
Trend maps of reported national population data
Sources of reported national population data
Species factsheet bibliography

Recommended citation

BirdLife International (2021) European Red List of Birds. Luxembourg: Publications Office of the European Union.

Further information

<http://datazone.birdlife.org/info/euroredlist>
<http://www.birdlife.org/europe-and-central-asia/european-red-list-birds-0>
<http://www.iucnredlist.org/regions/europe>
<http://ec.europa.eu/environment/nature/conservation/species/redlist/>

Data requests and feedback

To request access to these data in electronic format, provide new information, correct any errors or provide feedback, please email science@birdlife.org.

Charadrius hiaticula (Common Ringed Plover)

Table 1. Reported national breeding population size and trends in Europe¹.

Country (or territory) ²	Population estimate				Short-term population trend ⁵				Long-term population trend ⁵				Subspecific population (where relevant)
	Size (pairs) ³	Europe (%)	Year(s)	Method ⁴	Direction ⁶	Magnitude (%) ⁷	Year(s)	Method ⁴	Direction ⁶	Magnitude (%) ⁷	Year(s)	Method ⁴	
Belarus	100–150	<1	2010-2018	partial	0	-10 to 10	2012-2019	expert	-	-9 to -6	1980-2019	expert	
Belgium	1–5	<1	2013-2018	complete	-	-88 to -38	2008-2018	complete	+	100 to 900	1973-2018	partial	
Denmark	1000–1100	<1	2017	partial	?	-94 to 57	2006-2017	complete	-	-87 to -48	1987-2017	complete	
DK: Faroe Is	15	<1	2014	expert	?				?				
DK: Greenland	30000–60000	26	2001	partial	0		2007-2018	expert	0		1989-2018	expert	
Estonia	1000–2000	<1	2013-2017	partial	0	1 to 4	2006-2017	partial	-	-18 to -2	1980-2017	partial	
Finland	6400–9900	5	2013-2018	expert	0	-20 to 50	2007-2018	partial	+	1 to 20	1980-2018	partial	
France	170–220	<1	2013-2015	complete	0		2007-2015	expert	+	5 to 22	1984-2015	partial	
Germany	850–950	<1	2016-2016	expert	-		2004-2016	expert	-		1980-2016	expert	
Iceland	23000	14	2016	partial	0		2006-2012	partial	0		1980-2012	partial	
Rep. Ireland	1000–1100	<1	2008-2011	partial	0		2000-2011	expert	?		1980-2011	deficient	
Latvia	22–60	<1	2013-2018	partial	-	-57 to -48	2000-2018	partial	-	-35 to -24	1980-2017	partial	
Lithuania	20–40	<1	2013-2018	expert	0		2013-2018	partial	-	-15 to -10	1980-2018	partial	
Netherlands	300–390	<1	2013-2017	complete	-	-43 to -16	2006-2017	complete	-	-32 to -24	1980-2017	complete	
Norway	10000–15000	8	2013-2018	expert	?		2013-2018	deficient	+	0 to 5	1980-2018	expert	
NO: Svalbard	300–750	<1	2015-2018	partial	0		2013-2018	expert	0		1980-2018	expert	
Poland	180–220	<1	2013-2018	partial	-		2007-2018	expert	-	-60 to -50	1980-2018	partial	
Russia	40000–60000	30	2008-2018	partial	?		2008-2018	deficient	?		1980-2018	deficient	
Sweden	11000–19000	9	2013-2018	partial	?	-7 to 93	2007-2018	partial	+	40 to 80	1980-2018	expert	
Ukraine	10–20	<1	2011-2019	complete	F	10 to 15	2011-2019	partial	-	-50 to -30	1995-2019	complete	
United Kingdom	5200–5700	3	2007	complete	+		2004-2016	complete	0		1973-2007	complete	
EU28	27300–40400	21											
Europe	130000–200000	100											

¹ See 'Sources' at end of factsheet, and for more details on individual EU Member State reports, see the Article 12 reporting portal at <http://bd.eionet.europa.eu/article12/report>.

² The designation of geographical entities and the presentation of the material do not imply the expression of any opinion whatsoever on the part of IUCN or BirdLife International concerning the legal status of any country, territory or area, or of its authorities, or concerning the delimitation of its frontiers or boundaries.

³ In the few cases where population size estimates were reported in units other than those specified, they were converted to the correct units using standard correction factors.

⁴ The 'method used' (replacing the data 'quality' assessment in the 2015 European Red List) is reported as: a) Complete: complete survey or a statistically robust estimate; b) Partial: based mainly on extrapolation from a limited amount of data; c) Expert: based mainly on expert opinion with very limited data; d) Deficient: insufficient or no data available.

⁵ The robustness of regional trends to the effects of any missing or incomplete data was tested using plausible scenarios, based on other sources of information, including any other reported information, recent national Red Lists, scientific literature, other publications and consultation with relevant experts.

⁶ Trend directions are reported as: increasing (+); decreasing (-); stable (0); fluctuating (F); or unknown (?).

⁷ Trend magnitudes are rounded to the nearest integer.

Charadrius hiaticula (Common Ringed Plover)

Table 2. Reported national wintering population sizes and trends in Europe¹. Note that some countries within the species' wintering range did not report any data, and that only minimum totals are presented, to avoid double-counting of birds moving between countries.

Country (or territory) ²	Population estimate				Short-term population trend ⁵				Long-term population trend ⁵				Subspecific population (where relevant)
	Size (individuals) ³	Europe (%)	Year(s)	Method ⁴	Direction ⁶	Magnitude (%) ⁷	Year(s)	Method ⁴	Direction ⁶	Magnitude (%) ⁷	Year(s)	Method ⁴	
Albania	1–10	<1	2007-2018	complete	+	0 to 25	2007-2018	complete	-	-67 to 0	1980-2018	complete	
Azerbaijan	100–1000	<1	1996-2019	partial	?		2010-2019	partial	?		1980-2019	expert	
Czechia	0	<1	2015-2019	complete	?		2008-2019	deficient	?		1980-2019	deficient	
DK: Faroe Is	0–5	<1	1992		?				?				
France	12800–16100	17	2013-2018	complete	0	-29 to 9	2007-2017	complete	+	141 to 252	1980-2017	complete	
Germany	90	<1	2011-2016	complete	F	-36 to 80	2003-2016	complete	F		1980-2016	expert	
Rep. Ireland	10500–10600	12	2011-2016	complete	-		2004-2016	complete	+		1987-2016	partial	
Netherlands	260–640	<1	2013-2017	complete	0	-18 to 43	2006-2017	complete	+	40 to 194	1981-2017	complete	
Portugal	5300–9700	8	2013-2018	complete	+	41 to 92	2007-2018	complete	+		1988-2018	partial	
Spain	7800–14200	13	2013-2018	partial	+	148 to 283	2007-2018	complete	+	5 to 399	1980-2018	complete	
Turkey	100–500	<1	2013-2019	partial	?		2008-2019	deficient	?		1980-2019	deficient	
Ukraine	1–3	<1	2014-2017	partial	?		2007-2018	partial	?		1980-2018	partial	
United Kingdom	42600–42700	49	2012-2016	complete	-		2005-2016	complete	-		1980-2016	complete	
EU28	79500–93800	99											
Europe	79700–95400	100											

¹ See 'Sources' at end of factsheet, and for more details on individual EU Member State reports, see the Article 12 reporting portal at <http://bd.eionet.europa.eu/article12/report>.

² The designation of geographical entities and the presentation of the material do not imply the expression of any opinion whatsoever on the part of IUCN or BirdLife International concerning the legal status of any country, territory or area, or of its authorities, or concerning the delimitation of its frontiers or boundaries.

³ In the few cases where population size estimates were reported in units other than those specified, they were converted to the correct units using standard correction factors.

⁴ The 'method used' (replacing the data 'quality' assessment in the 2015 European Red List) is reported as: a) Complete: complete survey or a statistically robust estimate; b) Partial: based mainly on extrapolation from a limited amount of data; c) Expert: based mainly on expert opinion with very limited data; d) Deficient: insufficient or no data available.

⁵ The robustness of regional trends to the effects of any missing or incomplete data was tested using plausible scenarios, based on other sources of information, including any other reported information, recent national Red Lists, scientific literature, other publications and consultation with relevant experts.

⁶ Trend directions are reported as: increasing (+); decreasing (-); stable (0); fluctuating (F); or unknown (?).

⁷ Trend magnitudes are rounded to the nearest integer.

Trend maps

A symbol appears in each country where the species occurs: the shape and colour of the symbol represent the population trend in that country, and the size of the symbol corresponds to the proportion of the European population occurring in that country.

KEY

- | | |
|---|----------------------------------|
| ↑ Large increase ($\geq 50\%$) | ↓ Large decrease ($\geq 50\%$) |
| ↑ Moderate increase (20–49%) | ↓ Moderate decrease (20–49%) |
| ↑ Small increase ($< 20\%$) | ↓ Small decrease ($< 20\%$) |
| ↑ Increase of unknown magnitude | ↓ Decrease of unknown magnitude |
| ■ Stable or fluctuating | |
| □ Unknown | |
| ○ Present (no population or trend data) | |
| × Extinct since 1980 | |

Each symbol, with the exception of Present and Extinct, may occur in up to three different size classes, corresponding to the proportion of the European population occurring in that country.

- ↑ Large: $\geq 10\%$ of the European population
- ↑ Medium: 1–9% of the European population
- ↑ Small: $< 1\%$ of the European population

The designation of geographical entities and the presentation of the material do not imply the expression of any opinion whatsoever on the part of IUCN or BirdLife International concerning the legal status of any country, territory or area, or of its authorities, or concerning the delimitation of its frontiers or boundaries.

Figure 1. Breeding population sizes and short-term trends across Europe.

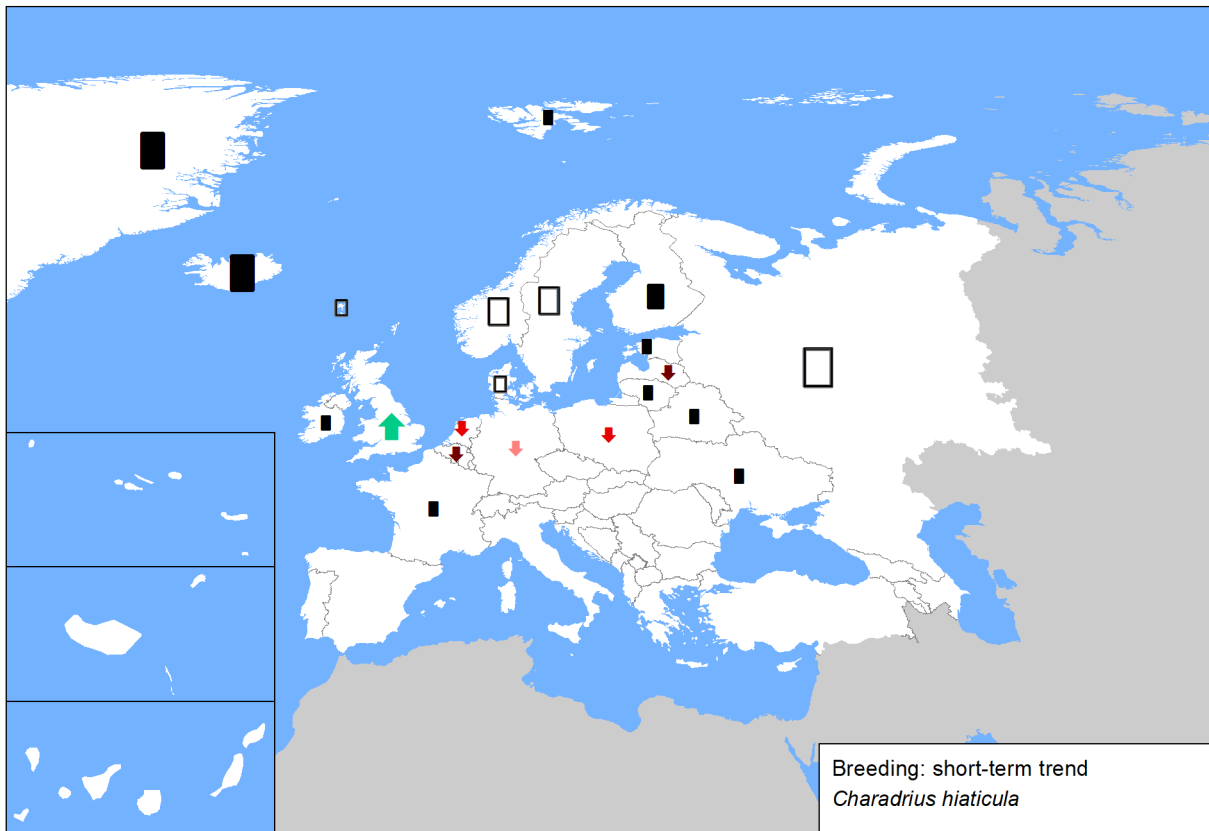


Figure 2. Breeding population sizes and long-term trends across Europe.

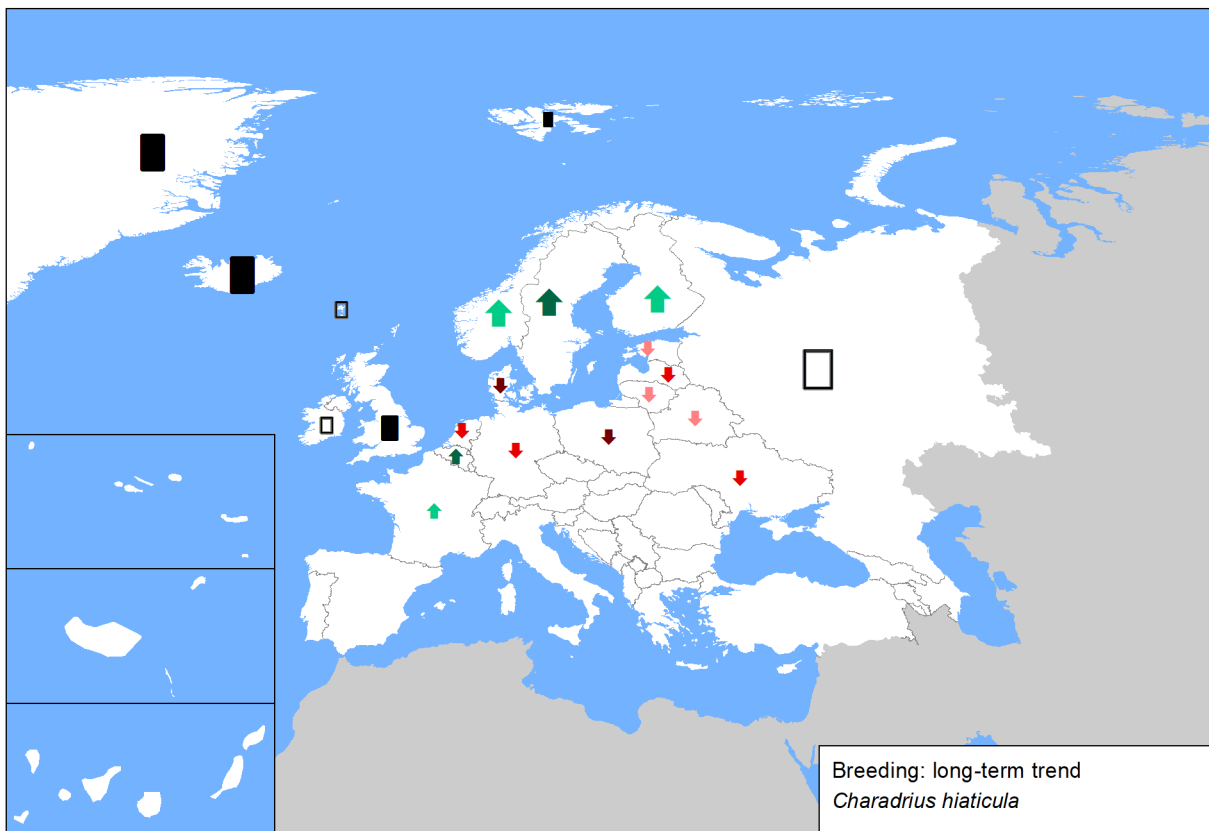


Figure 3. Reported wintering population sizes and short-term trends across Europe. Note that some countries within the species' wintering range did not report any data.

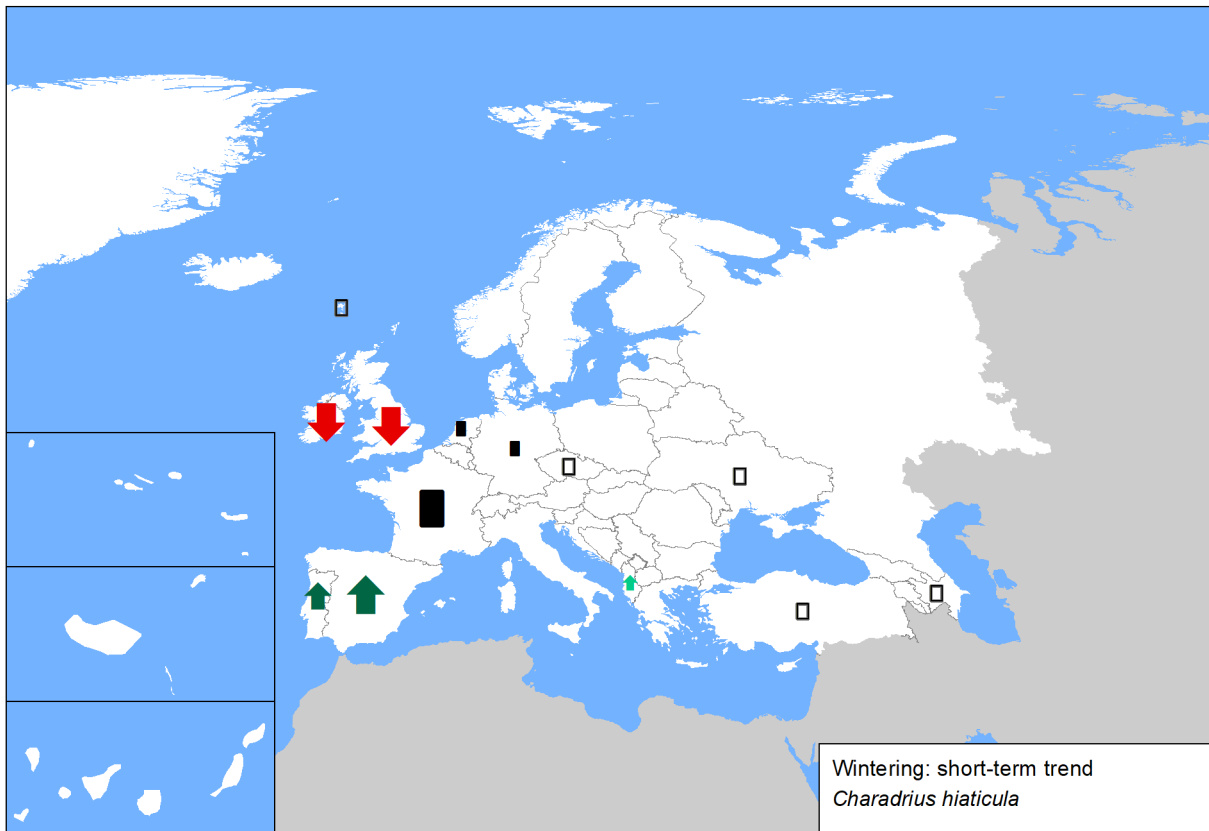
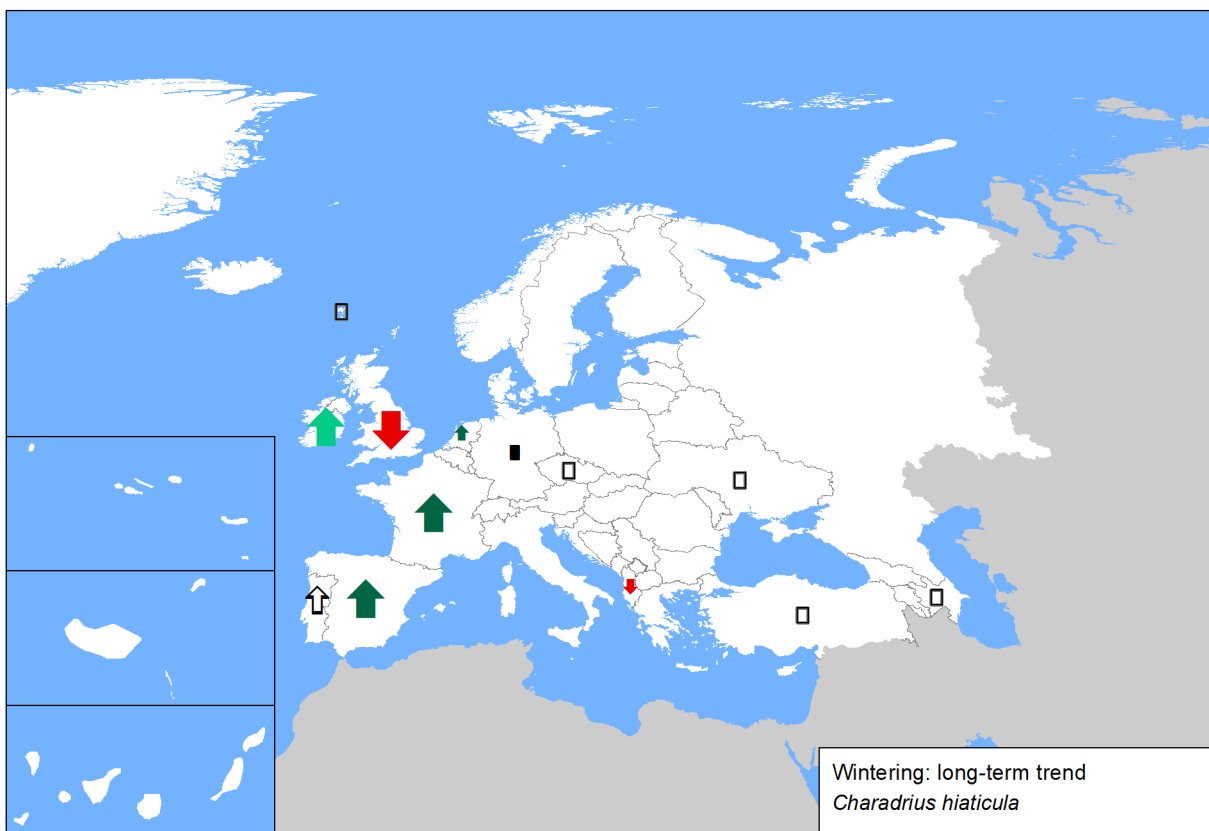


Figure 4. Reported wintering population sizes and long-term trends across Europe. Note that some countries within the species' wintering range did not report any data.



Charadrius hiaticula (Common Ringed Plover)

Sources

Albania

Winter population size: Bino pers. obs.
Winter short-term trend: Bino et al. 2018
Winter long-term trend: Bino et al. 2018

Azerbaijan

Winter population size: AOS data base
Winter short-term trend: AOS Data Base
Winter long-term trend: AOS Data Base

Belarus

Breeding population size: Research work of the National Academy of Sciences of the Republic of Belarus "Dynamics and predictive assessment of changes in the state of populations of the main resource and biocenotically most important bird species in Belarus"
Breeding long-term trend: Nikiforov M.E., Mongin E.A. Breeding shorebirds of Belarus: estimates of numbers and current trends of dynamics // Breeding shorebirds of Eastern Europe – 2000. – M. 1998. – V. 1. – P. 93-96. Pinchuk P.V., Karlionova N.V., Slizh E.A. Decrease in number of Ringed Plover <i>Charadrius hiaticula</i> in Belarus. In print. Nikiforov M.E., Kozulin A.V., eds. Belarussian birds at the beginning of XXI century: status, numbers, distribution. - 1997. - Minsk. - 187 p.

Belgium

Breeding population size: Vermeersch G. et al. (2018, in press). Broedvogels in Vlaanderen in de periode 2013-2018. Rapporten van het Instituut voor Natuur- en Bosonderzoek (INBO), Brussel. / Paquet, J-Y., Anselin, A., Vermeersch, G., Derouaux, A., Devos, K. (2019, in prep.). Contribution of Belgium to EBCC European Breeding Bird Atlas 2. Internal Report.
Breeding short-term trend: Vermeersch G. et al. (2018, in press). Broedvogels in Vlaanderen in de periode 2013-2018. Rapporten van het Instituut voor Natuur- en Bosonderzoek (INBO), Brussel. / Paquet, J-Y., Anselin, A., Vermeersch, G., Derouaux, A., Devos, K. (2019, in prep.). Contribution of Belgium to EBCC European Breeding Bird Atlas 2. Internal Report.
Breeding long-term trend: Vermeersch G. et al. (2018, in press). Broedvogels in Vlaanderen in de periode 2013-2018. Rapporten van het Instituut voor Natuur- en Bosonderzoek (INBO), Brussel. / Paquet, J-Y., Anselin, A., Vermeersch, G., Derouaux, A., Devos, K. (2019, in prep.). Contribution of Belgium to EBCC European Breeding Bird Atlas 2. Internal Report.

Czechia

Winter population size: Waterbird numbers were recorded in mid-January by regular citizen-science monitoring programme - the International Waterbird Census (IWC) – see Gilissen et al. 2002, Wetlands International 2006, Wetlands International 2019. Hundreds of volunteer birdwatchers conduct the mid-January counts on predetermined dates and sites each year, aiming to maximize synchrony (Gilissen et al. 2002, Musil et al. 2011, Musilová et al. 2014). The estimation of population size was calculated by Trends and Indices for Monitoring data (TRIM) software (Statistics Netherlands version 3.52, Pannekoek and Van Strien, 2005). 'Time Totals' values of the data (i.e. the actual count values plus the numbers of birds estimated by the TRIM software) for all 1155 sites included in the analysis were used to generate total estimates of the range of numbers of the waterbird species wintering in the Czech Republic between 2015 and 2019. We use the range (min–max) of population estimates due to the effect of between-year variation in numbers because of variable climatic conditions (Musil et al. 2008, Musilová et al. 2018). Gilissen N, Haanstra L, Delany S, Boere G, Hagemeyer W (2002) Numbers and distribution of wintering waterbirds in the Western Palearctic and Southwest Asia in 1987, 1988 and 1999. Results from the International Waterbird Census. Wetlands International Global Series No. 11, Wetlands International, Wageningen, The Netherlands. Musil P, Darolová A, Jureček J, Musilová Z, Podhrázský M, Slabeyová K (2008) The long-term trends in numbers of wintering geese in the Czech Republic and Slovakia in 1991–2007. <i>Tichodroma</i> 20: 61–67. Musil P, Musilová Z, Fuchs R, Poláková S (2011) Long-term changes in numbers and distribution of wintering waterbirds in the Czech Republic, 1966–2008. <i>Bird Study</i> 58: 450–460. Musilová Z, Musil P, Zouhar J, Adam M (2018) Changes in habitat suitability influence non-breeding distribution of waterbirds in central Europe. <i>Ibis</i> : 160: 582–596. Musilová Z, Musil P, Zouhar J, Bejček V, Štašný K, Hudec K (2014) Numbers of wintering waterbirds in the Czech Republic: long-term and spatial-scale approaches to assess population size. <i>Bird Study</i> 61: 321–331.
Winter short-term trend: absentData

Denmark

Breeding population size: Charlotte M. Moshøj, Daniel Palm Eskildsen, Michael Fink Jørgensen & Thomas Vikstrøm, (2018): Overvågning af de almindelige fuglearter i Danmark 1975-2017 & Mandrup, E. 1997, Hvor mange fugle yngler i Danmark, <i>Dansk Ornitologisk Tidsskrift</i> , nr 3, 1997
Breeding short-term trend: Charlotte M. Moshøj, Daniel Palm Eskildsen, Michael Fink Jørgensen & Thomas Vikstrøm, (2018): Overvågning af de almindelige fuglearter i Danmark 1975-2017
Breeding long-term trend: Charlotte M. Moshøj, Daniel Palm Eskildsen, Michael Fink Jørgensen & Thomas Vikstrøm, (2018): Overvågning af de almindelige fuglearter i Danmark 1975-2017

DK: Faroe Is

Breeding population size: BirdLife International (2004) <i>Birds in Europe: population estimates, trends and conservation status</i> . BirdLife International, Cambridge, UK. Hammer et al. (2014) <i>Færøsk trækfugleatlas [Faroeese bird migration atlas]</i> . Fróðskapur / Faroe University Press, Tórshavn.
Winter population size: BirdLife International 2004

DK: Greenland

Breeding population size: Meltofte, H. 2001. Wader population censuses in the Arctic: getting the timing right. <i>Arctic</i> 54: 367-376.
Breeding short-term trend: Meltofte, H. 2006. Wader populations at Zackenberg, high-arctic Northeast Greenland, 1996-2005. <i>Dansk Ornitologisk Forenings Tidsskrift</i> 100: 16-28.
Breeding long-term trend: Meltofte, H. 2006. Wader populations at Zackenberg, high-arctic Northeast Greenland, 1996-2005. <i>Dansk Ornitologisk Forenings Tidsskrift</i> 100: 16-28.

Charadrius hiaticula (Common Ringed Plover)

Estonia

Breeding population size: Estonian Working Group on Bird Status and Numbers

Breeding short-term trend: Estonian Working Group on Bird Status and Numbers

Breeding long-term trend: Estonian Working Group on Bird Status and Numbers

Finland

Breeding population size: Lehtinen, A., Below, A., Jukarainen, A., Laaksonen, T., Lehtiniemi, T., Mikkola-Roos, M., Pessa, J., Rajasärkkä, A., Rusanen, P., Sirkiä, P., Tiainen, J. & Valkama, J. 2019: Suomen lintujen pesimäkantojen koot. – Linnut-vuosikirja 2018: 38-45.

Breeding short-term trend: Finnish archipelago bird census (organized by Finnish Environment Institute SYKE, Metsähallitus and Natural Resources Institute Finland Luke) Below, A., Mikkola-Roos, M., Kurvinen, L. & Lehtinen, A. 2019: Saaristolintukantojen kehitys vuosina 1980–2018. – Linnut-vuosikirja 2018: 56-67.

Breeding long-term trend: Finnish archipelago bird census (organized by Finnish Environment Institute SYKE, Metsähallitus and Natural Resources Institute Finland Luke) Below, A., Mikkola-Roos, M., Kurvinen, L. & Lehtinen, A. 2019: Saaristolintukantojen kehitys vuosina 1980–2018. – Linnut-vuosikirja 2018: 56-67.

France

Breeding population size: Purenne R. 2018. Grand Gravelot *Charadrius hiaticula*. in Quaintenne G. & les coordinateurs-espèce Les oiseaux nicheurs rares et menacés en France en 2015. Ornithos 25-2, 57-91

Breeding short-term trend: Dubois P.-J., Le Maréchal P., Olios G. & Yésou P. 2008. Nouvel inventaire des oiseaux de France. , Delachaud & Niestlé, Paris 559 p. ; Purenne R. 2018. Grand Gravelot *Charadrius hiaticula*. in Quaintenne G. & les coordinateurs-espèce Les oiseaux nicheurs rares et menacés en France en 2015. Ornithos 25-2, 57-91

Breeding long-term trend: Dubois P.-J., Mahéo R. 1986. Limicoles nicheurs de France 1986. , LPO/BIROE, Paris 291 p. ; Purenne R. 2018. Grand Gravelot *Charadrius hiaticula*. in Quaintenne G. & les coordinateurs-espèce Les oiseaux nicheurs rares et menacés en France en 2015. Ornithos 25-2, 57-91

Winter population size: . Gaudard C., Quaintenne G. & Dupuis J. (2019) Comptage des Oiseaux d'eau à la mi-janvier en France. Résultats 2018 du comptage Wetlands International. pp. 24 (& Annexes pp. 104). LPO BirdLife France - Service Connaissance, Wetlands International, Ministère de la Transition écologique et solidaire, Rochefort, France. .

Winter short-term trend: . Quaintenne G. & Gaudard C. (2018) Analyses de tendances oiseaux d'eau recensés en France à la mi-janvier 1980-2017. Rapport technique préalable à la rédaction de la synthèse Wetlands de Gaudard et al. (2018), pp. 53. Ligue Pour la Protection des Oiseaux, BirdLife France - Wetlands International, Rochefort, France..

Winter long-term trend: . Quaintenne G. & Gaudard C. (2018) Analyses de tendances oiseaux d'eau recensés en France à la mi-janvier 1980-2017. Rapport technique préalable à la rédaction de la synthèse Wetlands de Gaudard et al. (2018), pp. 53. Ligue Pour la Protection des Oiseaux, BirdLife France - Wetlands International, Rochefort, France..

Germany

Breeding population size: Gerlach et al. (in Vorb.): Vögel in Deutschland – 2019. Dachverband Deutscher Avifaunisten, Bundesamt für Naturschutz und Länderarbeitsgemeinschaft der Vogelschutzwarten, Münster.

Breeding short-term trend: Gerlach et al. (in Vorb.): Vögel in Deutschland – 2019. Dachverband Deutscher Avifaunisten, Bundesamt für Naturschutz und Länderarbeitsgemeinschaft der Vogelschutzwarten, Münster.

Breeding long-term trend: Gerlach et al. (in Vorb.): Vögel in Deutschland – 2019. Dachverband Deutscher Avifaunisten, Bundesamt für Naturschutz und Länderarbeitsgemeinschaft der Vogelschutzwarten, Münster.

Winter population size: Dachverband Deutscher Avifaunisten e.V. (<http://www.dda-web.de>)

Winter short-term trend: Dachverband Deutscher Avifaunisten e.V. (<http://www.dda-web.de>)

Winter long-term trend: Dachverband Deutscher Avifaunisten e.V. (<http://www.dda-web.de>)

Iceland

Breeding population size: Kristinn Haukur Skarphéðinsson, Borgný Katrínardóttir, Guðmundur A. Guðmundsson og Svenja N.V. Auhage 2016. Mikilvæg fuglasvæði á Íslandi. Fjölrit Náttúrufræðistofnunar Nr. 55. 295 s. rafræn útgáfa leiðrétt í nóvember 2017. http://utgafa.ni.is/fjolrit/Fjolrit_55.pdf.

Breeding short-term trend: van Roomen M., S. Nagy, R. Foppen, T. Dodman, G. Citegetse og A. Ndiaye 2015. Status of coastal waterbird populations in the East Atlantic Flyway. With special attention to flyway populations making use of the Wadden Sea. Leeuwarden, Hollandi: Programme Rich Wadden Sea; Nijmegen, Hollandi: Sovon; Wageningen, Hollandi: Wetlands International; Cambridge, Englandi: BirdLife International og Wilhelmshaven, Þýskalandi: Common Wadden Sea Secretariat. http://www.waddensea-secretariat.org/sites/default/files/downloads/status_coastal_birds_eaf_2014_1.pdf

Breeding long-term trend: van Roomen M., S. Nagy, R. Foppen, T. Dodman, G. Citegetse og A. Ndiaye 2015. Status of coastal waterbird populations in the East Atlantic Flyway. With special attention to flyway populations making use of the Wadden Sea. Leeuwarden, Hollandi: Programme Rich Wadden Sea; Nijmegen, Hollandi: Sovon; Wageningen, Hollandi: Wetlands International; Cambridge, Englandi: BirdLife International og Wilhelmshaven, Þýskalandi: Common Wadden Sea Secretariat. http://www.waddensea-secretariat.org/sites/default/files/downloads/status_coastal_birds_eaf_2014_1.pdf

Republic of Ireland

Breeding population size: Balmer, D., Gillings, S., Caffrey, B., Swan, B., Downie, I. & Fuller, R. (2013) Bird Atlas 2007-11 The breeding and wintering birds of Britain and Ireland. British Trust for Ornithology. Gibbons D.W., Reid J.B. & Chapman R.A. (1993) The New Atlas of Breeding Birds in Britain and Ireland 1988-1991. Poyser, London.

Breeding short-term trend: Balmer, D., Gillings, S., Caffrey, B., Swan, B., Downie, I. & Fuller, R. (2013) Bird Atlas 2007-11 The breeding and wintering birds of Britain and Ireland. British Trust for Ornithology. Gibbons D.W., Reid J.B. & Chapman R.A. (1993) The New Atlas of Breeding Birds in Britain and Ireland 1988-1991. Poyser, London. Also: McMonagle, C., Bell, M. and Donaghy, A. (2017). Survey of breeding wader populations at machair sites and offshore islands in North-West Ireland, 2017. Interreg report.

Breeding long-term trend: Balmer, D., Gillings, S., Caffrey, B., Swan, B., Downie, I. & Fuller, R. (2013) Bird Atlas 2007-11 The breeding and wintering birds of Britain and Ireland. British Trust for Ornithology. Sharrock, J.T.R. (1976) The Atlas of Breeding Birds in Britain and Ireland. T. & AD Poyser.

Winter population size: Burke, B., Lewis, L. J., Fitzgerald, N., Frost, T., Austin, G. & Tierney, T. D. (2018) Estimates of waterbird numbers wintering in Ireland, 2011/12 – 2015/16. Irish Birds 11, 1-12.

Winter short-term trend: Lewis, L. J., Burke, B., Fitzgerald, N., Tierney, T. D. & Kelly, S. (2019) Irish Wetland Bird Survey: Waterbird Status and Distribution 2009/10-2015/16. Irish Wildlife Manuals, No. 106. National Parks and Wildlife Service, Department of Culture, Heritage and the Gaeltacht, Ireland.

Charadrius hiaticula (Common Ringed Plover)

Republic of Ireland

Winter long-term trend: Lewis, L. J., Burke, B., Fitzgerald, N., Tierney, T. D. & Kelly, S. (2019) Irish Wetland Bird Survey: Waterbird Status and Distribution 2009/10-2015/16. Irish Wildlife Manuals, No. 106. National Parks and Wildlife Service, Department of Culture, Heritage and the Gaeltacht, Ireland.

Latvia

Breeding population size: Unpublished data for European Breeding Bird Atlas (2013-2017); Expert: Andris Dekants, andris.dekants@lob.lv

Breeding short-term trend: Unpublished data for European Breeding Bird Atlas (2013-2017); Expert: Andris Dekants, andris.dekants@lob.lv

Breeding long-term trend: Strazds M., Priednieks J., Vaverins G. 1994. [Size of Latvian bird populations.] (in Latvian) In: Putni dabā, 4: 3–18 Unpublished data for European Breeding Bird Atlas (2013-2017); Expert: Andris Dekants, andris.dekants@lob.lv

Lithuania

Breeding population size: Expert working group of the Lithuanian Ornithological Society (lod@birdlife.lt) 2015-2018. Lietuvos perinčių paukščių atlaso duomenų bazė (Lithuanian Breeding Birds Atlas Database). Vilnius. Ministry of Environment of the Republic of Lithuania. 2012. Status and trends of bird populations (Article 12, Birds Directive 2009/147/EC) National Summary 2008-2012 Lithuania. Ministry of Environment of the Republic of Lithuania. 2016-2018. Leidinio "Lietuvos raudonoji knyga" parengimo paslaugos (Red data book of Lithuania). (Agreement No VPS-2016-104-ES)

Breeding short-term trend: Expert working group of the Lithuanian Ornithological Society (lod@birdlife.lt) 2015-2018. Lietuvos perinčių paukščių atlaso duomenų bazė (Lithuanian Breeding Birds Atlas Database). Vilnius. Ministry of Environment of the Republic of Lithuania. 2012. Status and trends of bird populations (Article 12, Birds Directive 2009/147/EC) National Summary 2008-2012 Lithuania. Ministry of Environment of the Republic of Lithuania. 2016-2018. Leidinio "Lietuvos raudonoji knyga" parengimo paslaugos (Red data book of Lithuania). (Agreement No VPS-2016-104-ES)

Breeding long-term trend: Logminas, V. (ed.). 1991. Lietuvos fauna: paukščiai. Vilnius: „Mokslas“. Kurlavičius, P. (ed.) 2006. Lietuvos perinčių paukščių atlasas. Kaunas: „Lututė“. Expert working group of the Lithuanian Ornithological Society (lod@birdlife.lt) BirdLife International/European Bird Census Council. 2000. European bird populations: estimates and trends. Cambridge, UK: BirdLife International (BirdLife Conservation Series No. 10). Raudonikis L. 2004. Important Bird Areas of the European Union Importance in Lithuania. Lithuanian Ornithological Society & Institute of Ecology of Vilnius University. Lutute, Vilnius. Jusys, V., Karalius, S., Raudonikis, L. 2012. Lietuvos paukščių pažinimo vadovas. Kaunas: „Lututė“. Ministry of Environment of the Republic of Lithuania. 2012. Status and trends of bird populations (Article 12, Birds Directive 2009/147/EC) National Summary 2008-2012 Lithuania. Expert working group of the Lithuanian Ornithological Society (lod@birdlife.lt) 2015-2018. Lietuvos perinčių paukščių atlaso duomenų bazė (Lithuanian Breeding Birds Atlas Database). Vilnius. Ministry of Environment of the Republic of Lithuania. 2016-2018. Leidinio "Lietuvos raudonoji knyga" parengimo paslaugos (Red data book of Lithuania). (Agreement No VPS-2016-104-ES)

Netherlands

Breeding population size: Sovon NEM (Sovon, CBS and provinces) and Bird atlas (Sovon 2018)

Breeding short-term trend: NEM (Sovon, RWS, CBS, provinces)

Breeding long-term trend: Sovon

Winter population size: NEM waterbird monitoring scheme (Sovon, RWS, CBS, provinces)

Winter short-term trend: NEM waterbird monitoring scheme (Sovon, RWS, CBS, provinces)

Winter long-term trend: NEM waterbird monitoring scheme (Sovon, RWS, CBS, provinces)

Norway

Breeding population size: Shimmings P. & Øien, I.J. 2015. Bestandsestimater og trender for norske hekkefugler. NOF-rapport 2015-2.

Breeding long-term trend: (a) Shimmings, P. & Øien, I.J. 2015. Bestandsestimater for norske hekkefugler. NOF Rapport 2-2015. 268 pp. (b) Lindtröm, Å, Green, M., Husby, M., Kålås, J.A. & Lehikoinen, A. 2015. Large-scale monitoring of waders on their boreal and arctic breeding grounds in northern Europe. Ardea 103: 3-15.

NO: Svalbard

Breeding population size: (a) Bangjord, G., Hammer, S. & Haugskott, T. 2013. Svalbard birds - a basic fieldguide. 132 pp. (b) Artsobservasjoner www.artsobservasjoner.no (c) BirdLife Norway unpublished data (submitted to EBBA2 project)

Breeding short-term trend: (a) Bangjord, G., Hammer, S. & Haugskott, T. 2013. Svalbard birds - a basic fieldguide. 132 pp. (b) Artsobservasjoner www.artsobservasjoner.no (c) BirdLife Norway unpublished data (submitted to EBBA2 project)

Breeding long-term trend: (a) Bangjord, G., Hammer, S. & Haugskott, T. 2013. Svalbard birds - a basic fieldguide. 132 pp. (b) Artsobservasjoner www.artsobservasjoner.no (c) BirdLife Norway unpublished data (submitted to EBBA2 project)

Poland

Breeding population size: <http://kuling.org.pl/2019/06/13/sprawozdanie-z-siewieczkowych-zmagan-w-sezonie-2019/>; Kasprzykowski Z., Dmoch A., Gołowski A., Kozik R., Mitrus C. 2017. Zmiany liczebności wybranych lęgowych gatunków wodno-błotnych w Dolinie Dolnej Narwi i Dolinie Dolnego Bugu. Ornis Polonica 58: 1-11; Winiński A., Milczarek P. 2018. Awifauna lęgowa OSO Dolina Środkowej Warty - stan współczesny i zmiany w latach 1975-2015. Ornis Polonica 59: 17-55; expert assesment

Breeding short-term trend: Polish Society for the Protection of Birds (OTOP) / BirdLife Poland

Breeding long-term trend: Tucker G.M., Heath M.F. 1994. Birds in Europe: their conservation status. BirdLife International, Cambridge, UK.; BirdLife International 2004. Birds in Europe: population estimates, trends and conservation status. BirdLife International, Cambridge, UK; To

Portugal

Winter population size: Programa Nacional de Monitorização de Aves Aquáticas Invernantes

Winter short-term trend: Programa Nacional de Monitorização de Aves Aquáticas Invernantes

Winter long-term trend: Sousa J (2002b). Tendências populacionais de aves aquáticas. Relatório de estudo integrado no Projecto do Instituto da Conservação da Natureza "Livro Vermelho dos Vertebrados de Portugal - Revisão"/Programa Operacional do Ambiente, não publicado.; Programa Nacional de Monitorização de Aves Aquáticas Invernantes

Russia

Breeding population size: Voltzit & Kalyakin 2013-2019; Database of the project on Atlas of breeding birds of European Russia

Charadrius hiaticula (Common Ringed Plover)

Spain

Winter population size: Información proporcionada por las Comunidades Autónomas. SEO/BirdLife (2018). Censos de aves acuáticas. (<http://www.acuaticas.org/WebForms/ConsultaContenidos/Paginas/RealMapasDistAbunEspecie.aspx>)

Winter short-term trend: Información proporcionada por las Comunidades Autónomas. SEO/BirdLife (2012). Atlas de las aves en invierno en España 2007-2010. Ministerio de Agricultura, Alimentación y Medio Ambiente-SEO/ BirdLife. Madrid. 817 pp. (https://www.miteco.gob.es/es/biodiversidad/temas/inventarios-nacionales/atlas_aves_invierno_tcm30-198034.pdf) SEO/BirdLife (2019). Programas de seguimiento y grupos de trabajo de SEO/BirdLife 2018. SEO/BirdLife. Madrid. (<https://doi.org/10.31170/0073>)

Winter long-term trend: González, R. & Pérez-Aranda, D. (2011). Las aves acuáticas en España, 1980-2009. SEO/BirdLife, Madrid, 338 pp. Información proporcionada por las Comunidades Autónomas. SEO/BirdLife (2012). Atlas de las aves en invierno en España 2007-2010. Ministerio de Agricultura, Alimentación y Medio Ambiente-SEO/ BirdLife. Madrid. 817 pp. (https://www.miteco.gob.es/es/biodiversidad/temas/inventarios-nacionales/atlas_aves_invierno_tcm30-198034.pdf) SEO/BirdLife (2019). Programas de seguimiento y grupos de trabajo de SEO/BirdLife 2018. SEO/BirdLife. Madrid. (<https://doi.org/10.31170/0073>)

Sweden

Breeding population size: Ottosson, U., Ottvall, R., Elmberg, J., Green, M., Gustafsson, R., Haas, F., Holmqvist, N., Lindström, Å., Nilsson, L., Svensson, M., Svensson, S. & Tjernberg, M. 2012. Fåglarna i Sverige – antal och förekomst. SOF, Halmstad. Swedish Bird Survey. BirdLife Sverige, Annual Bird reports.

Breeding short-term trend: Svensk fågeltaxering - Swedish Bird Survey

Breeding long-term trend: Expert judgement based on regional inventories

Turkey

Winter population size: Ebird Database and Midwinter Fowl Counts (2013-2018), Birdlife Estimate

Winter short-term trend: Midwinter bird counts 2012-2019

Winter long-term trend: Midwinter bird counts 1980-2019 and Historical Records come from OSME and other midwinter counts

Ukraine

Breeding long-term trend: Шидловський, І. В. Поширення та біологія пісочника великого *Charadrius hiaticula* (L.) в Україні [Текст] / І. В. Шидловський // Науковий вісник Ужгородського університету : Серія: Біологія. – Ужгород : Видавництво УжНУ «Говерла», 2008. – Вип. 23. – С. 148–152.

Winter population size: 1. Redinov, K.A., Petrovych, Z.O. 2016. Winter records of waders on Kinburnsky peninsula and in adjacent areas of Mykolaiv region. In Chernichko I.I., Mel'nikov V.N. (Eds.). 2016. Issues of Wader Ecology, Migration and Conservation in Northern Eurasia: Materials of the 10th Jubilee Conference of the Working Group on Waders of Northern Eurasia, Ivanovo, 3–6 February 2016. Ivanovo State University, Ivanovo: 314-324 (in Russ.). 2. Redinov, K.A., Petrovych, Z.O., Nastachenko, A.S. 2016. New data about wintering of waders on the Crimean peninsula. Issues of Wader Ecology, Migration and Conservation in Northern Eurasia: Materials of the 10th Jubilee Conference of the Working Group on Waders of Northern Eurasia, Ivanovo, 3–6 February 2016. Ivanovo State University, Ivanovo: 312-313 (in Russ.).

United Kingdom

Breeding population size: Conway, G.J., Austin, G.E., Handschuh, M., Drewitt, A.L. & Burton, N.H.K. 2019. Breeding populations of Little Ringed Plover *Charadrius dubius* and Ringed Plover *Charadrius hiaticula* in the United Kingdom in 2007. *Bird Study* <https://www.tandfonline.com/doi/full/10.1080/00063657.2018.1563045>

Breeding short-term trend: BTO/JNCC/RSPB Breeding Bird Survey data: Harris, S.J., Massimino, D., Gillings, S., Eaton, M.A., Noble, D.G., Balmer, D.E., Procter, D., Pearce-Higgins, J.W. & Woodcock, P. 2018. The Breeding Bird Survey 2017. BTO Research Report 706 British Trust for Ornithology, Theford. <https://www.bto.org/sites/default/files/bbs-report-2017.pdf>

Breeding long-term trend: Prater, A.J. 1976. The breeding population of Ringed Plovers in Britain. *Bird Study* 23: 156-161. Conway, G.J., Burton, N.H.K., Handschuh, H. & Austin, G.E. 2008. UK population estimates from the 2007 Breeding Little Ringed Plover and Ringed Plover Surveys. BTO Research Report No. 510. BTO, Theford, UK.

Winter population size: Frost, T.M., Austin, G.E., Hearn, R.D., McAvoy, S.G., Robinson, A., Stroud, D.A., Woodward, I.D. & Wotton, S.R. 2019. Population estimates of wintering waterbirds in Great Britain. *British Birds* 112: 130-145. 112: 130-145. Burke, B., Lewis, L.J., Frost, T., Austin, G. & Tierney, T.D. 2019. Estimates of waterbird numbers wintering in Ireland, 2011/12 - 2015/16. *Irish Birds* in press.

Winter short-term trend: Frost, T.M., Austin, G.E., Calbrade, N.A., Mellan, H.J., Hearn, R.D., Stroud, D.A., Wotton, S.R. & Balmer, D.E. (2018). Waterbirds in the UK 2016/17: The Wetland Bird Survey. BTO, RSPB and JNCC, in association with WWT. British Trust for Ornithology, Theford. 40 pp.

Winter long-term trend: Frost, T.M., Austin, G.E., Calbrade, N.A., Mellan, H.J., Hearn, R.D., Stroud, D.A., Wotton, S.R. & Balmer, D.E. (2018). Waterbirds in the UK 2016/17: The Wetland Bird Survey. BTO, RSPB and JNCC, in association with WWT. British Trust for Ornithology, Theford. 40 pp.

Bibliography

- Billerman, S.M., Keeney, B.K., Rodewald, P.G. and Schulenberg, T.S. (eds). 2020. Birds of the World. Cornell Laboratory of Ornithology, Ithaca.
- Bird, J. P., Martin, R., Akçakaya, H. R., Gilroy, J., Burfield, I. J., Garnett, S. G., Symes, A., Taylor, J., Sekercioglu, Ç. H. and Butchart, S. H. M. 2020. Generation lengths of the world's birds and their implications for extinction risk. *Conservation Biology* 34(5): 1252-1261. DOI: 10.1111/cobi.13486.
- Blaker, D. 1967. An outbreak of Botulinus poisoning among waterbirds. *Ostrich* 38(2): 144-147.
- Brazil, M. 2009. Birds of East Asia: eastern China, Taiwan, Korea, Japan, eastern Russia. Christopher Helm, London.
- Delany, S. and Scott, D. 2006. Waterbird population estimates. Wetlands International, Wageningen, The Netherlands.
- Grishanov, D. 2006. Conservation problems of migratory waterfowl and shorebirds and their habitats in the Kaliningrad region of Russia. In: G. Boere, C. Galbraith and D Stroud (eds), *Waterbirds around the world*, pp. 356. The Stationary Office, Edinburgh, U.K.
- Hayman, P., Marchant, J. and Prater, A.J. 1986. Shorebirds. Croom Helm, London.
- Hockey, P. A. R., Dean, W. R. J. & Ryan, P. G. 2005. Roberts Birds of Southern Africa. Trustees of the John Voelcker Bird Book Fund, Cape Town, South Africa.
- Johnsgard, P.A. 1981. The plovers, sandpipers and snipes of the world. University of Nebraska Press, Lincoln, U.S.A. and London.
- Nordström, M., Högmänder, J., Nummelin, J., Laine, J., Laanetu, N. and Korpimäki, E. 2003. Effects of feral mink removal on seabirds, waders and passerines on small islands in the Baltic Sea. *Biological Conservation* 109: 359-368.
- Snow, D.W. and Perrins, C.M. 1998. The Birds of the Western Palearctic, Volume 1: Non-Passerines. Oxford University Press, Oxford.
- Urban, E.K., Fry, C.H. and Keith, S. 1986. The Birds of Africa, Volume II. Academic Press, London.
- Vähätalo, A.V., Rainio, K., Lehtikoinen, A. and Lehtikoinen, E. 2004. Spring arrival of birds depends on the North Atlantic Oscillation. *Journal of Avian Biology* 35: 210-216.
- del Hoyo, J., Elliott, A. and Sargatal, J. (eds). 1996. Handbook of the Birds of the World, Vol. 3: Hoatzin to Auks. Lynx Edicions, Barcelona, Spain.