



THE IUCN RED LIST
OF THREATENED SPECIES™



***Larus armenicus* (Armenian Gull)**

European Red List of Birds

Supplementary Material

The European Union (EU28) Red List assessments were based principally on the official data reported by EU Member States to the European Commission under Article 12 of the Birds Directive in 2019-20. For the European Red List assessments, similar data were sourced from BirdLife Partners and other collaborating experts in other European countries and territories. For more information, see BirdLife International (2021).

Contents

Reported national population sizes and trends
Trend maps of reported national population data
Sources of reported national population data
Species factsheet bibliography

Recommended citation

BirdLife International (2021) European Red List of Birds. Luxembourg: Publications Office of the European Union.

Further information

<http://datazone.birdlife.org/info/euroredlist>
<http://www.birdlife.org/europe-and-central-asia/european-red-list-birds-0>
<http://www.iucnredlist.org/regions/europe>
<http://ec.europa.eu/environment/nature/conservation/species/redlist/>

Data requests and feedback

To request access to these data in electronic format, provide new information, correct any errors or provide feedback, please email science@birdlife.org.

Larus armenicus (Armenian Gull)

Table 1. Reported national breeding population size and trends in Europe¹.

Country (or territory) ²	Population estimate				Short-term population trend ⁵				Long-term population trend ⁵				Subspecific population (where relevant)
	Size (pairs) ³	Europe (%)	Year(s)	Method ⁴	Direction ⁶	Magnitude (%) ⁷	Year(s)	Method ⁴	Direction ⁶	Magnitude (%) ⁷	Year(s)	Method ⁴	
Armenia	10100–14800	44	2013-2018	complete	+	5 to 8	2007-2018	complete	+	5 to 10	2003-2018	partial	
Azerbaijan	2000–5000	11	1996-2019	expert	?		2013-2019	expert	?		1980-2019	expert	
Georgia	110–1100	1	2013-2017	partial	?			deficient	?				
Turkey	10000–15000	44	2013-2019	expert	?		2008-2019	deficient	?		1980-2019	deficient	
Europe	22200–35900	100											

¹ See 'Sources' at end of factsheet, and for more details on individual EU Member State reports, see the Article 12 reporting portal at <http://bd.eionet.europa.eu/article12/report>.

² The designation of geographical entities and the presentation of the material do not imply the expression of any opinion whatsoever on the part of IUCN or BirdLife International concerning the legal status of any country, territory or area, or of its authorities, or concerning the delimitation of its frontiers or boundaries.

³ In the few cases where population size estimates were reported in units other than those specified, they were converted to the correct units using standard correction factors.

⁴ The 'method used' (replacing the data 'quality' assessment in the 2015 European Red List) is reported as: a) Complete: complete survey or a statistically robust estimate; b) Partial: based mainly on extrapolation from a limited amount of data; c) Expert: based mainly on expert opinion with very limited data; d) Defficient: insufficient or no data available.

⁵ The robustness of regional trends to the effects of any missing or incomplete data was tested using plausible scenarios, based on other sources of information, including any other reported information, recent national Red Lists, scientific literature, other publications and consultation with relevant experts.

⁶ Trend directions are reported as: increasing (+); decreasing (-); stable (0); fluctuating (F); or unknown (?).

⁷ Trend magnitudes are rounded to the nearest integer.

Larus armenicus (Armenian Gull)

Table 2. Reported national wintering population sizes and trends in Europe¹. Note that some countries within the species' wintering range did not report any data, and that only minimum totals are presented, to avoid double-counting of birds moving between countries.

Country (or territory) ²	Population estimate				Short-term population trend ⁵				Long-term population trend ⁵				Subspecific population (where relevant)
	Size (individuals) ³	Europe (%)	Year(s)	Method ⁴	Direction ⁶	Magnitude (%) ⁷	Year(s)	Method ⁴	Direction ⁶	Magnitude (%) ⁷	Year(s)	Method ⁴	
Armenia	4000–7000	15	2013-2018	partial	0		2007-2018		?		2003-2018	deficient	
Cyprus	50–200	<1	2013-2018	partial	?		2007-2018	deficient	?		1980-2018	deficient	
Turkey	27000–35400	85	2013-2019	complete	?		2008-2019	deficient	?		1980-2019	deficient	
EU28	50–200	<1											
Europe	31100–42600	100											

¹ See 'Sources' at end of factsheet, and for more details on individual EU Member State reports, see the Article 12 reporting portal at <http://bd.eionet.europa.eu/article12/report>.

² The designation of geographical entities and the presentation of the material do not imply the expression of any opinion whatsoever on the part of IUCN or BirdLife International concerning the legal status of any country, territory or area, or of its authorities, or concerning the delimitation of its frontiers or boundaries.

³ In the few cases where population size estimates were reported in units other than those specified, they were converted to the correct units using standard correction factors.

⁴ The 'method used' (replacing the data 'quality' assessment in the 2015 European Red List) is reported as: a) Complete: complete survey or a statistically robust estimate; b) Partial: based mainly on extrapolation from a limited amount of data; c) Expert: based mainly on expert opinion with very limited data; d) Defficient: insufficient or no data available.

⁵ The robustness of regional trends to the effects of any missing or incomplete data was tested using plausible scenarios, based on other sources of information, including any other reported information, recent national Red Lists, scientific literature, other publications and consultation with relevant experts.

⁶ Trend directions are reported as: increasing (+); decreasing (-); stable (0); fluctuating (F); or unknown (?).

⁷ Trend magnitudes are rounded to the nearest integer.

Trend maps

A symbol appears in each country where the species occurs: the shape and colour of the symbol represent the population trend in that country, and the size of the symbol corresponds to the proportion of the European population occurring in that country.

KEY

- | | |
|---|---------------------------------|
| ↑ Large increase (≥50%) | ↓ Large decrease (≥50%) |
| ↑ Moderate increase (20–49%) | ↓ Moderate decrease (20–49%) |
| ↑ Small increase (<20%) | ↓ Small decrease (<20%) |
| ↑ Increase of unknown magnitude | ↓ Decrease of unknown magnitude |
| ■ Stable or fluctuating | |
| □ Unknown | |
| ○ Present (no population or trend data) | |
| × Extinct since 1980 | |

Each symbol, with the exception of Present and Extinct, may occur in up to three different size classes, corresponding to the proportion of the European population occurring in that country.

- ↑ Large: ≥10% of the European population
- ↑ Medium: 1–9% of the European population
- ↑ Small: <1% of the European population

The designation of geographical entities and the presentation of the material do not imply the expression of any opinion whatsoever on the part of IUCN or BirdLife International concerning the legal status of any country, territory or area, or of its authorities, or concerning the delimitation of its frontiers or boundaries.

Figure 1. Breeding population sizes and short-term trends across Europe.

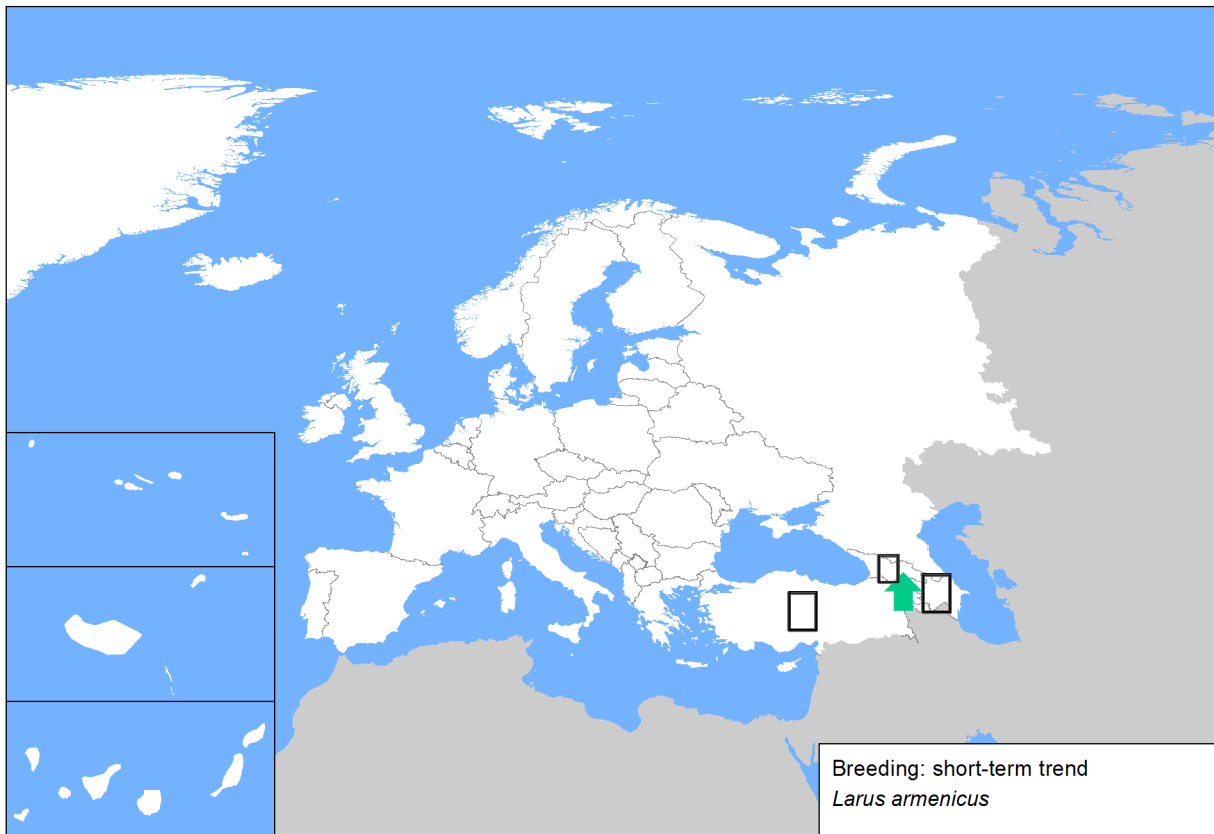


Figure 2. Breeding population sizes and long-term trends across Europe.

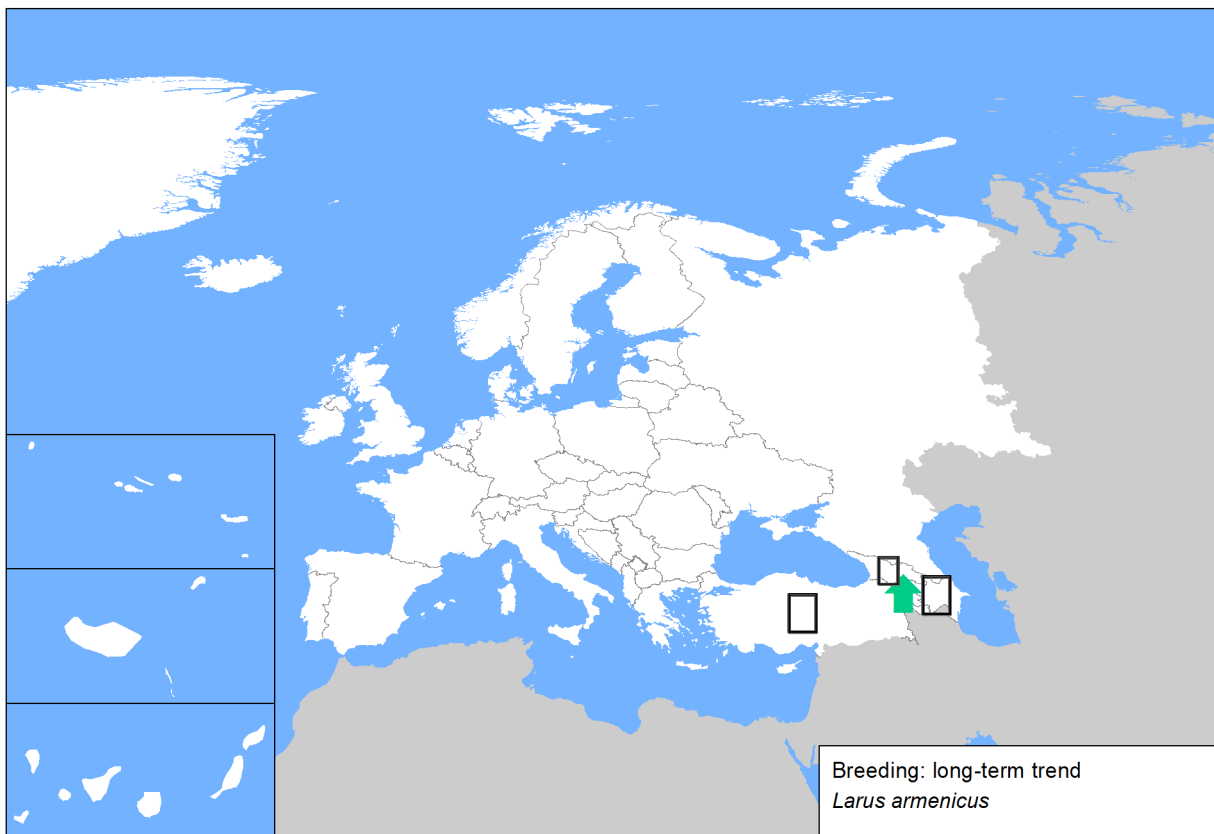


Figure 3. Reported wintering population sizes and short-term trends across Europe. Note that some countries within the species' wintering range did not report any data.

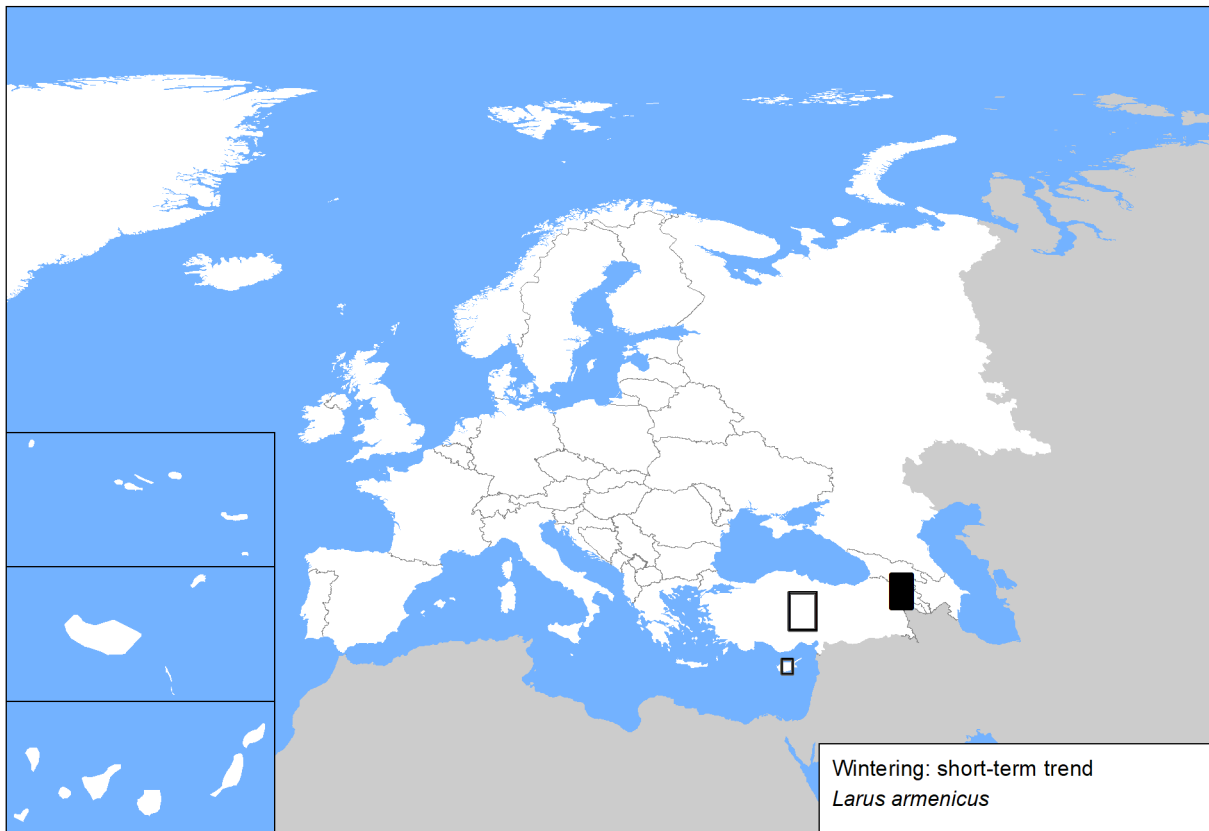
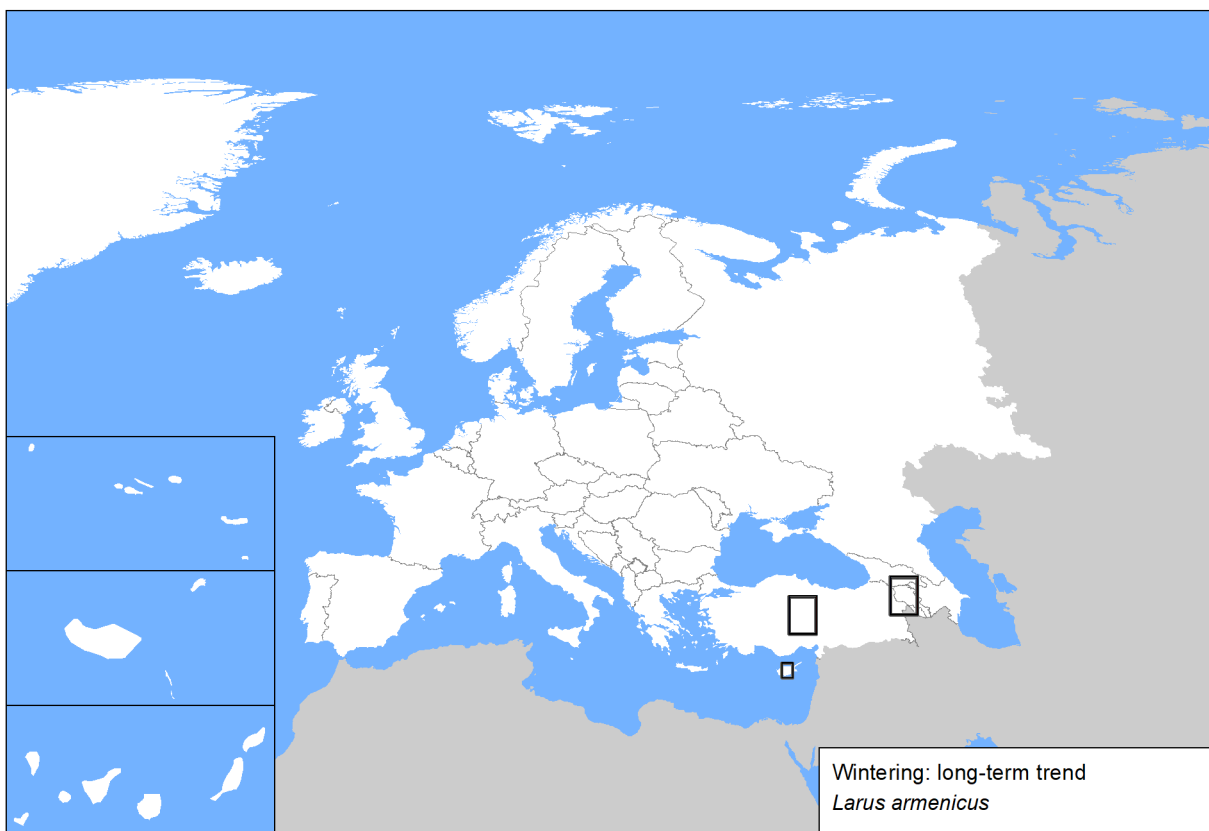


Figure 4. Reported wintering population sizes and long-term trends across Europe. Note that some countries within the species' wintering range did not report any data.



Larus armenicus (Armenian Gull)

Sources

Armenia

Breeding population size: TSE NGO National Bird Monitoring data.
Breeding short-term trend: TSE (2020) The Atlas of the Breeding Birds in Armenia. In preparation.
Breeding long-term trend: TSE (2020) The Atlas of the Breeding Birds in Armenia. In preparation.
Winter population size: TSE NGO, National Bird Monitoring
Winter short-term trend: TSE calculations using TRIM
Winter long-term trend: TSE calculations using TRIM

Azerbaijan

Breeding population size: BirdLife International 2004
Breeding short-term trend: AOS data base
Breeding long-term trend: AOS Data Base

Cyprus

Winter population size: Monthly waterbird counts by BirdLife Cyprus and Game & Fauna Service, as published in BirdLife Cyprus monthly checklists and also by the Game & Fauna Service; Analysis of recent BirdLife Cyprus bird sightings records reported in the society's annual reports.
Winter short-term trend: Monthly waterbird counts by BirdLife Cyprus and Game & Fauna Service, as published in BirdLife Cyprus monthly checklists and also by the Game & Fauna Service; Analysis of recent BirdLife Cyprus bird sightings records reported in the society's annual reports
Winter long-term trend: Poor data

Georgia

Breeding population size: EBBA Georgia, prepared by Sabuko-Society for nature conservation, Ilia state university and NGO "Psovi"
--

Turkey

Breeding population size: Ferdi Akarsu, Güven Eken personal communication (2019), Eken G., Bozdoğan M., İsfendiyaroğlu S., Kılıç D.T., Lise Y. (2006) Türkiye'nin Önemli Doğa Alanları. Doğa Derneği, Ankara. Birdlife International (2004) Birds in Europe: population estimates, trends and conservation status, Cambridge UK: Birdlife International (Birdlife Conservation series no: 12) Kusbank Bird Database (Ebird)
Winter population size: Ebird Database and Midwinter Fowl Counts (2013-2018), Birdlife Estimate
Winter short-term trend: Midwinter bird counts 2012-2019
Winter long-term trend: Midwinter bird counts 1980-2019 and Historical Records come from OSME and other midwinter counts

Bibliography

Adamian, M. S.; Klem, D. J. 1999. Handbook of the birds of Armenia. American University of Armenia, Oakland.

Bird, J. P., Martin, R., Akçakaya, H. R., Gilroy, J., Burfield, I. J., Garnett, S. G., Symes, A., Taylor, J., Sekercioglu, Ç. H. and Butchart, S. H. M. 2020. Generation lengths of the world's birds and their implications for extinction risk. *Conservation Biology* 34(5): 1252-1261. DOI: 10.1111/cobi.13486.

Burger, J., and Gochfeld, M. 1996. Family Laridae (Gulls). In: del Hoyo, J., Elliott, J., and Sargatal, J. (eds), *Handbook of the birds of the world, Vol. 3: Hoatzins to auks*, pp. 572-623. Lynx Edicions, Barcelona.

Olsen, K.M. and Larsson, H. 2003. *Gulls of Europe, Asia and North America*. Christopher Helm, London.

del Hoyo, J., Elliott, A. and Sargatal, J. (eds). 1996. *Handbook of the Birds of the World, Vol. 3: Hoatzin to Auks*. Lynx Edicions, Barcelona, Spain.