



THE IUCN RED LIST  
OF THREATENED SPECIES™



## ***Chlidonias hybrida* (Whiskered Tern)**

### **European Red List of Birds**

### **Supplementary Material**

The European Union (EU28) Red List assessments were based principally on the official data reported by EU Member States to the European Commission under Article 12 of the Birds Directive in 2019-20. For the European Red List assessments, similar data were sourced from BirdLife Partners and other collaborating experts in other European countries and territories. For more information, see BirdLife International (2021).

#### **Contents**

Reported national population sizes and trends  
Trend maps of reported national population data  
Sources of reported national population data  
Species factsheet bibliography

#### **Recommended citation**

BirdLife International (2021) European Red List of Birds. Luxembourg: Publications Office of the European Union.

#### **Further information**

<http://datazone.birdlife.org/info/euroredlist>  
<http://www.birdlife.org/europe-and-central-asia/european-red-list-birds-0>  
<http://www.iucnredlist.org/regions/europe>  
<http://ec.europa.eu/environment/nature/conservation/species/redlist/>

#### **Data requests and feedback**

To request access to these data in electronic format, provide new information, correct any errors or provide feedback, please email [science@birdlife.org](mailto:science@birdlife.org).

*Chlidonias hybrida* (Whiskered Tern)

**Table 1.** Reported national breeding population size and trends in Europe<sup>1</sup>.

Country (or territory) <sup>2</sup>	Population estimate				Short-term population trend <sup>5</sup>				Long-term population trend <sup>5</sup>				Subspecific population (where relevant)
	Size (pairs) <sup>3</sup>	Europe (%)	Year(s)	Method <sup>4</sup>	Direction <sup>6</sup>	Magnitude (%) <sup>7</sup>	Year(s)	Method <sup>4</sup>	Direction <sup>6</sup>	Magnitude (%) <sup>7</sup>	Year(s)	Method <sup>4</sup>	
Albania	400–600	<1	2007-2018	partial	+	0 to 100	2007-2018	partial	+	20 to 100	1980-2018	expert	
Armenia	380–500	<1	2013-2018	complete	0		2007-2018		?		2003-2018	deficient	
Austria	0–310	<1	2013-2018	complete	+		2009-2018	complete	+		1981-2018	complete	
Azerbaijan	5000–50000	18	1996-2019	partial	+		2013-2019	expert	?		1980-2019	partial	
Belarus	5000–10000	8	2010-2018	partial	0	-10 to 10	2012-2019	expert	+	9900	1980-2019	expert	
Bosnia & HG	500–1000	<1	2015-2018	complete	+	1 to 10	2007-2018	complete	?		1980-2018	deficient	
Bulgaria	320–1700	<1	2013-2018	partial	F		2000-2018	expert	F		1980-2018	expert	
Croatia	1300–1800	2	2013-2018	partial	-	-20 to -10	2007-2018	expert	?		1980-2018	deficient	
Czechia	0	<1	2014-2017	complete	?		2001-2017	complete	?		1980-2019	deficient	
France	2900–4600	4	2013-2017	complete	0	-9 to -3	2006-2017	complete	+	282 to 302	1982-2017	complete	
Georgia	20–60	<1	2018-2019	partial	?			deficient	?				
Germany	180–230	<1	2011-2016	complete	F	-56 to 556	2004-2016	complete	+		1985-2016	expert	
Greece	160–330	<1	2015	partial	-		2007-2018	partial	-		1980-2018	partial	
Hungary	1100–1600	2	2015-2017	complete	F		2008-2018	partial	F		1980-2018	partial	
Italy	570–590	<1	2013-2018	expert	?		2007-2018	deficient	+	30 to 130	1993-2018	expert	
Latvia	5–50	<1	2013-2018	partial	+	209 to 679	2012-2018	partial	+	363 to 991	1991-2017	partial	
Lithuania	90–150	<1	2013-2018	partial	F		2013-2018	partial	F		1980-2018	partial	
North Macedonia	0–10	<1	2014-2019	expert	0		2007-2018	expert	?		1980-2019		
Moldova	420–800	<1	2014-2017	partial	+		2007-2018	partial	0		1990-2018	expert	
Montenegro	1100–1300	1	2013-2018	complete	+		2007-2018	expert	?				
Poland	1200–2000	2	2013-2018	expert	?		2007-2018	deficient	+	4000 to 9000	1980-2018	expert	
Portugal	5–50	<1	2013-2018	partial	?		2007-2018	deficient	?		1980-2018	deficient	
Romania	10000–20000	16	2013-2018	expert	?		2007-2018	deficient	?		1980-2018	deficient	
Russia	13000–21000	19	2008-2012	partial	+	0	2008-2018	expert	F		1980-2018	partial	
Serbia	2100–3900	3	2013-2018	complete	+	10 to 29	2007-2018	complete	+	10 to 29	1980-2018	complete	
Slovakia	0–10	<1	2013-2018	expert	-	-60 to -40	2007-2018	expert	-	-60 to -40	1980-2018	expert	
Spain	1300–8100	6	2007-2018	complete	0		2007-2018	partial	F		1980-2018	expert	
Turkey	3800–4100	4	2002-2012	expert	?		2008-2019	deficient	?		1980-2013	deficient	
Ukraine	8000–12000	11	2013-2018	complete	+	100 to 120	2009-2018	complete	+	200 to 500	1990-2018	partial	
EU28	19100–41500	33											
<b>Europe</b>	<b>58900–147000</b>	<b>100</b>											

*Chlidonias hybrida* (Whiskered Tern)

**Table 1.** Reported national breeding population size and trends in Europe<sup>1</sup>.

Country (or territory) <sup>2</sup>	Population estimate				Short-term population trend <sup>5</sup>				Long-term population trend <sup>5</sup>				Subspecific population (where relevant)
	Size (pairs) <sup>3</sup>	Europe (%)	Year(s)	Method <sup>4</sup>	Direction <sup>6</sup>	Magnitude (%) <sup>7</sup>	Year(s)	Method <sup>4</sup>	Direction <sup>6</sup>	Magnitude (%) <sup>7</sup>	Year(s)	Method <sup>4</sup>	

<sup>1</sup> See 'Sources' at end of factsheet, and for more details on individual EU Member State reports, see the Article 12 reporting portal at <http://bd.eionet.europa.eu/article12/report>.

<sup>2</sup> The designation of geographical entities and the presentation of the material do not imply the expression of any opinion whatsoever on the part of IUCN or BirdLife International concerning the legal status of any country, territory or area, or of its authorities, or concerning the delimitation of its frontiers or boundaries.

<sup>3</sup> In the few cases where population size estimates were reported in units other than those specified, they were converted to the correct units using standard correction factors.

<sup>4</sup> The 'method used' (replacing the data 'quality' assessment in the 2015 European Red List) is reported as: a) Complete: complete survey or a statistically robust estimate; b) Partial: based mainly on extrapolation from a limited amount of data; c) Expert: based mainly on expert opinion with very limited data; d) Defficient: insufficient or no data available.

<sup>5</sup> The robustness of regional trends to the effects of any missing or incomplete data was tested using plausible scenarios, based on other sources of information, including any other reported information, recent national Red Lists, scientific literature, other publications and consultation with relevant experts.

<sup>6</sup> Trend directions are reported as: increasing (+); decreasing (-); stable (0); fluctuating (F); or unknown (?).

<sup>7</sup> Trend magnitudes are rounded to the nearest integer.

*Chlidonias hybrida* (Whiskered Tern)

**Table 2.** Reported national wintering population sizes and trends in Europe<sup>1</sup>. Note that some countries within the species' wintering range did not report any data, and that only minimum totals are presented, to avoid double-counting of birds moving between countries.

Country (or territory) <sup>2</sup>	Population estimate				Short-term population trend <sup>5</sup>				Long-term population trend <sup>5</sup>				Subspecific population (where relevant)
	Size (individuals) <sup>3</sup>	Europe (%)	Year(s)	Method <sup>4</sup>	Direction <sup>6</sup>	Magnitude (%) <sup>7</sup>	Year(s)	Method <sup>4</sup>	Direction <sup>6</sup>	Magnitude (%) <sup>7</sup>	Year(s)	Method <sup>4</sup>	
Albania	0–3	<1	2007-2018	complete	0	0	2007-2018	complete	0	0	1980-2018	complete	
Azerbaijan	0–500	96	1996-2019	partial	?		2010-2019	partial	?		1980-2019	expert	
Turkey	1–100	4	2013-2019	complete	?		2008-2019	deficient	?		1980-2019	deficient	
<b>Europe</b>	<b>1–610</b>	<b>100</b>											

<sup>1</sup> See 'Sources' at end of factsheet, and for more details on individual EU Member State reports, see the Article 12 reporting portal at <http://bd.eionet.europa.eu/article12/report>.

<sup>2</sup> The designation of geographical entities and the presentation of the material do not imply the expression of any opinion whatsoever on the part of IUCN or BirdLife International concerning the legal status of any country, territory or area, or of its authorities, or concerning the delimitation of its frontiers or boundaries.

<sup>3</sup> In the few cases where population size estimates were reported in units other than those specified, they were converted to the correct units using standard correction factors.

<sup>4</sup> The 'method used' (replacing the data 'quality' assessment in the 2015 European Red List) is reported as: a) Complete: complete survey or a statistically robust estimate; b) Partial: based mainly on extrapolation from a limited amount of data; c) Expert: based mainly on expert opinion with very limited data; d) Defficient: insufficient or no data available.

<sup>5</sup> The robustness of regional trends to the effects of any missing or incomplete data was tested using plausible scenarios, based on other sources of information, including any other reported information, recent national Red Lists, scientific literature, other publications and consultation with relevant experts.

<sup>6</sup> Trend directions are reported as: increasing (+); decreasing (-); stable (0); fluctuating (F); or unknown (?).

<sup>7</sup> Trend magnitudes are rounded to the nearest integer.

## Trend maps

A symbol appears in each country where the species occurs: the shape and colour of the symbol represent the population trend in that country, and the size of the symbol corresponds to the proportion of the European population occurring in that country.

### KEY

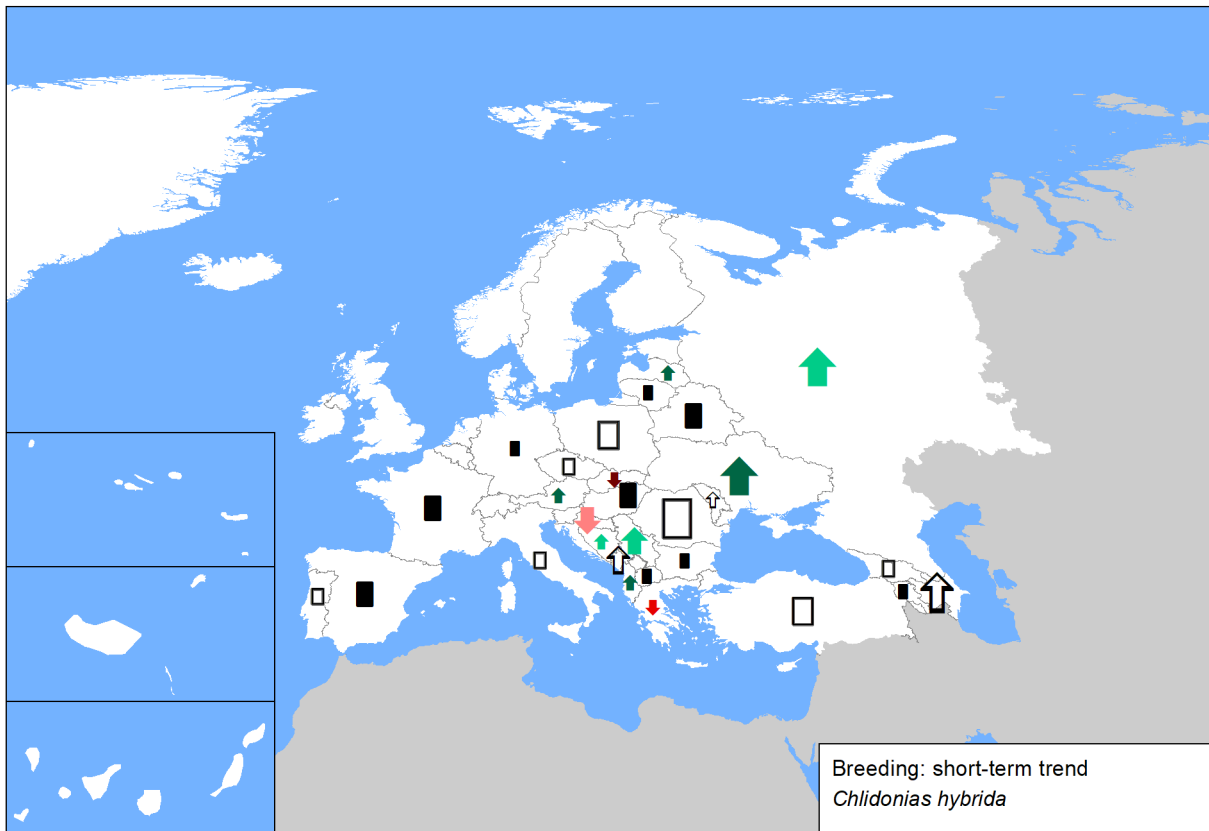
- |   |                                 |
|---|---------------------------------|
| ↑ Large increase (≥50%)                 | ↓ Large decrease (≥50%)         |
| ↑ Moderate increase (20–49%)            | ↓ Moderate decrease (20–49%)    |
| ↑ Small increase (<20%)                 | ↓ Small decrease (<20%)         |
| ↑ Increase of unknown magnitude         | ↓ Decrease of unknown magnitude |
| ■ Stable or fluctuating                 |                                 |
| □ Unknown                               |                                 |
| ○ Present (no population or trend data) |                                 |
| × Extinct since 1980                    |                                 |

Each symbol, with the exception of Present and Extinct, may occur in up to three different size classes, corresponding to the proportion of the European population occurring in that country.

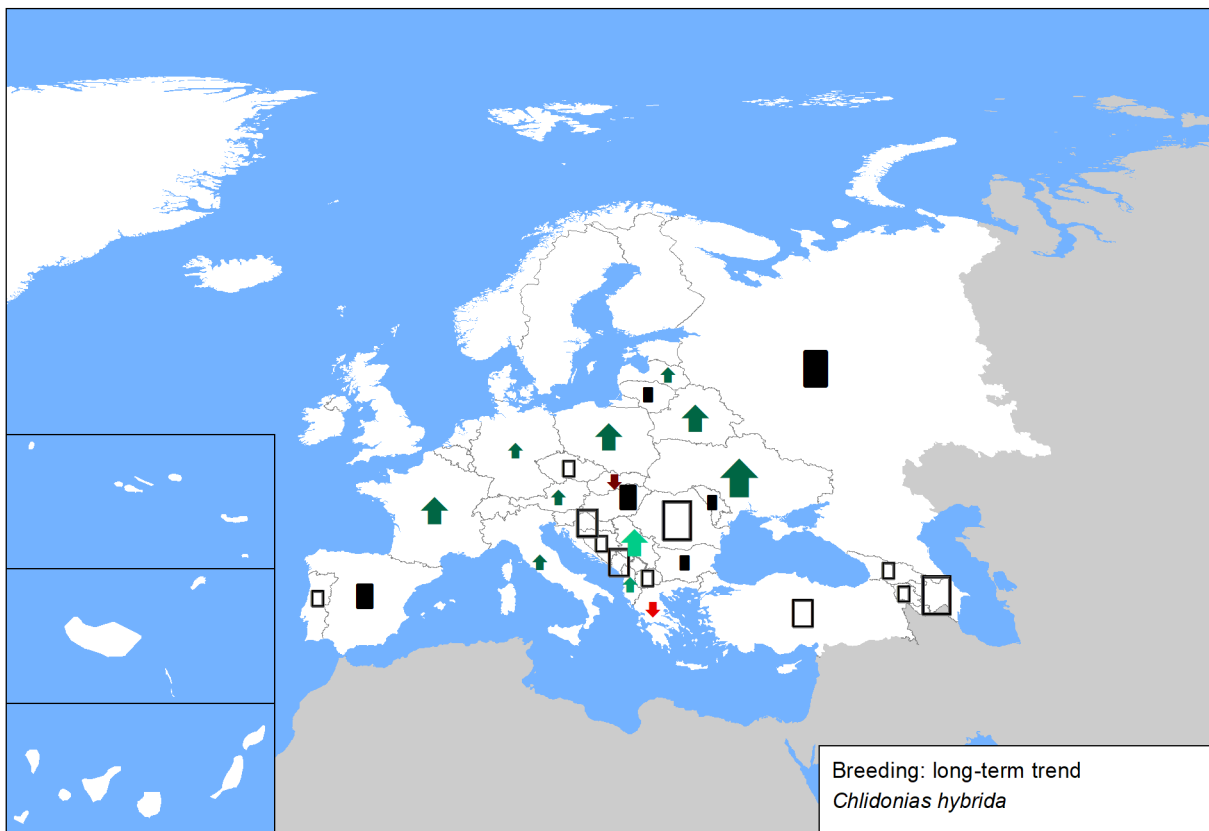
- ↑ Large: ≥10% of the European population
- ↑ Medium: 1–9% of the European population
- ↑ Small: <1% of the European population

The designation of geographical entities and the presentation of the material do not imply the expression of any opinion whatsoever on the part of IUCN or BirdLife International concerning the legal status of any country, territory or area, or of its authorities, or concerning the delimitation of its frontiers or boundaries.

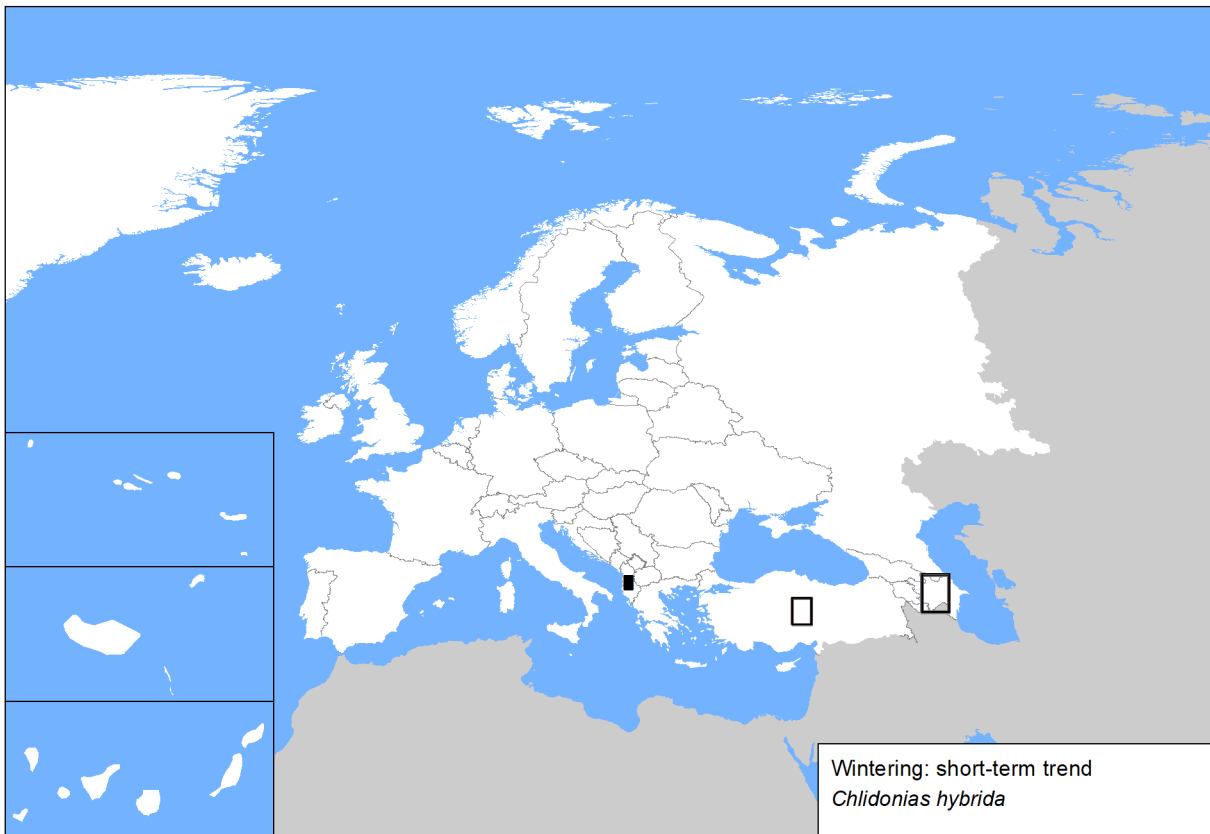
**Figure 1.** Breeding population sizes and short-term trends across Europe.



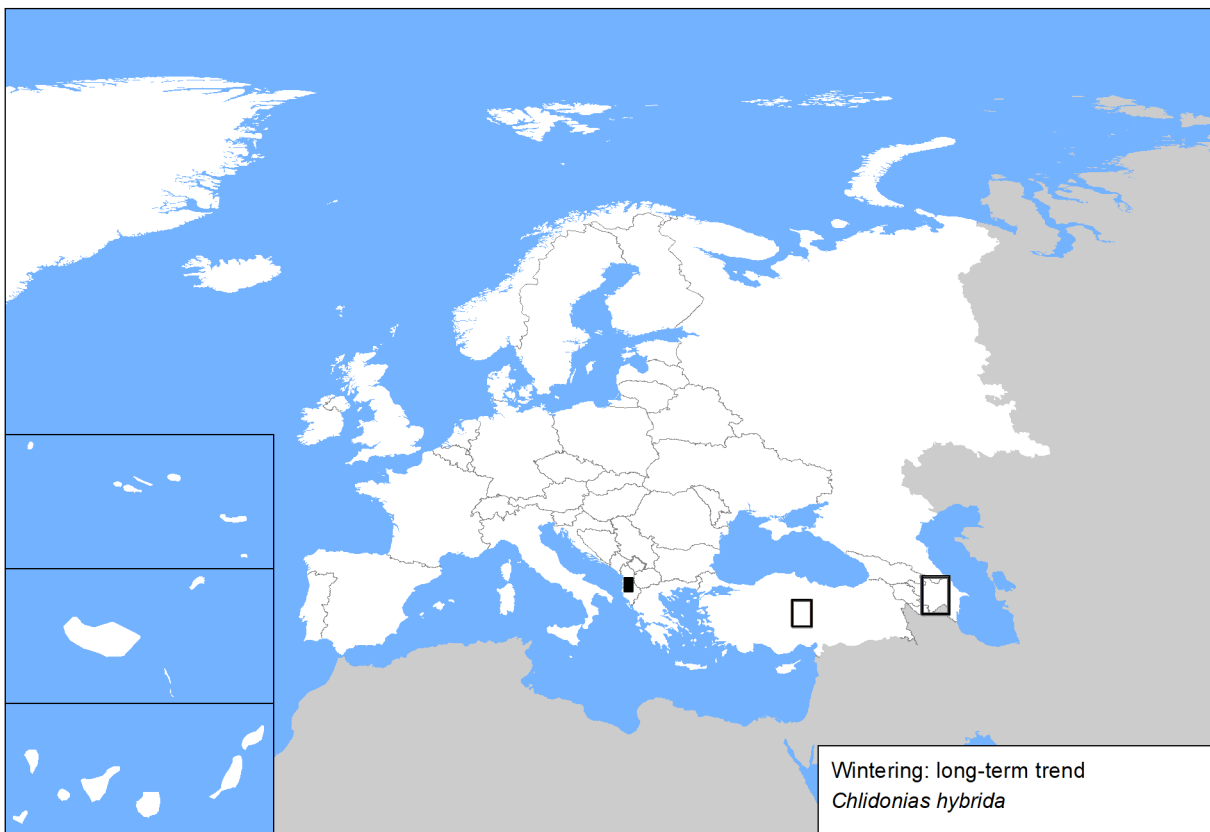
**Figure 2.** Breeding population sizes and long-term trends across Europe.



**Figure 3.** Reported wintering population sizes and short-term trends across Europe. Note that some countries within the species' wintering range did not report any data.



**Figure 4.** Reported wintering population sizes and long-term trends across Europe. Note that some countries within the species' wintering range did not report any data.



## *Chlidonias hybrida* (Whiskered Tern)

### Sources

#### Albania

<b>Breeding population size:</b> Bino & Xeka 2020 in EBBA 2
<b>Breeding short-term trend:</b> Bino & Xeka pers. obs.
<b>Breeding long-term trend:</b> Bino pers. obs.
<b>Winter population size:</b> Bino pers. obs.
<b>Winter short-term trend:</b> Bino et al. 2018
<b>Winter long-term trend:</b> Bino et al. 2018

#### Armenia

<b>Breeding population size:</b> TSE NGO National Bird Monitoring data.
<b>Breeding short-term trend:</b> TSE (2020) The Atlas of the Breeding Birds in Armenia. In preparation.
<b>Breeding long-term trend:</b> TSE (2020) The Atlas of the Breeding Birds in Armenia. In preparation.

#### Austria

<b>Breeding population size:</b> Beate Wendelin, unpublished data from the bird monitoring program of the national park Neusiedler See-Seewinkel; Dvorak et al. 2016
<b>Breeding short-term trend:</b> Beate Wendelin, unpublished data from the bird monitoring program of the national park Neusiedler See-Seewinkel; Dvorak et al. 2016
<b>Breeding long-term trend:</b> new breeding bird since 2009 (Dvorak et al. 2010)

#### Azerbaijan

<b>Breeding population size:</b> AOS data base
<b>Breeding short-term trend:</b> AOS data base
<b>Breeding long-term trend:</b> AOS Data Base
<b>Winter population size:</b> AOS data base
<b>Winter short-term trend:</b> AOS Data Base
<b>Winter long-term trend:</b> AOS Data Base

#### Belarus

<b>Breeding population size:</b> Research work of the National Academy of Sciences of the Republic of Belarus "Dynamics and predictive assessment of changes in the state of populations of the main resource and biocenotically most important bird species in Belarus"
<b>Breeding long-term trend:</b> Nikiforov M.E., Kozulin A.V., eds. Belarussian birds at the beginning of XXI century: status, numbers, distribution. - 1997. - Minsk. - 187 p.

#### Bosnia and Herzegovina

<b>Breeding population size:</b> Based on data for EBBA2
<b>Breeding short-term trend:</b> more individual articles e.g published in magazine Bilten mreže posmatrača ptica u Bosni i Hercegovini-see <a href="https://ptice.ba/bs/category/bilteni_/">https://ptice.ba/bs/category/bilteni_/</a> , individual reports (e.g. for EBBA2, projects etc)

#### Bulgaria

<b>Breeding population size:</b> Iankov, P. (ed.) 2007 Atlas of Breeding Birds in Bulgaria. Bulgarian Society for the Protection of Birds, Conservation Series, Book 10, Sofia, BSPB, 679 p.; National Art. 12 reporting database 2013-2018; Shurulinkov, P., S. Cheshmedzhiev, G. Daskalova, H. Dinkov, K. Kirov, I. Hristov, Y. Kutsarov, V. Koev & S. Mihov (2019): Heron and cormorant colonies along the Bulgarian-Romanian section of the Danube river: Status and trends, 2010-2014 in: (book) Biodiversity of the Bulgarian-Romanian section of the Lower Danube Publisher, Nova Science Publishers Inc. Mecheva R., Beltcheva M., Naumov B., Yankov Y., Michev T., Mitov P. & Kenderov L. (2017): Actual data on the terrestrial fauna of the Danube Island Tsibar (Ibisha). Comptes rendus de l'Academie bulgare des Sciences [Reports of the Bulgarian Academy of Sciences]. 70(1): 53-60. Golemansky V. (ed.) 2011. Red Data Book of Bulgaria. Vol. 2, Animals. <a href="http://e-ecodb.bas.bg/rdb/en/vol2/">http://e-ecodb.bas.bg/rdb/en/vol2/</a> BSPB Bird Database
<b>Breeding short-term trend:</b> Iankov, P. (ed.) 2007 Atlas of Breeding Birds in Bulgaria. Bulgarian Society for the Protection of Birds, Conservation Series, Book 10, Sofia, BSPB, 679 p.; National Art. 12 reporting database 2013-2018; Golemansky V. (ed.) 2011. Red Data Book of Bulgaria. Vol. 2, Animals. <a href="http://e-ecodb.bas.bg/rdb/en/vol2/">http://e-ecodb.bas.bg/rdb/en/vol2/</a> BSPB Bird Database
<b>Breeding long-term trend:</b> Iankov, P. (ed.) 2007 Atlas of Breeding Birds in Bulgaria. Bulgarian Society for the Protection of Birds, Conservation Series, Book 10, Sofia, BSPB, 679 p. Botev, B. (ed.) 1985. Red Data Book of Bulgaria, Vol. 2, Animals, Sofia, BAS, 183 p. Golemansky V. (ed.) 2011. Red Data Book of Bulgaria. Vol. 2, Animals. <a href="http://e-ecodb.bas.bg/rdb/en/vol2/">http://e-ecodb.bas.bg/rdb/en/vol2/</a> BSPB Bird Database

#### Croatia

<b>Breeding population size:</b> Dumbović Mazal V., Pintar V., Zadravec M. (2019): Prvo izvješće o brojnosti i rasprostranjenosti ptica u Hrvatskoj sukladno odredbama Direktive o pticama. Zavod za ornitologiju (Sanja Barišić, Davor Čiković, Jelena Kralj, Goran Sušić, Vesna Tutiš), Dragan Radović, Ivan Budinski, Robert Crnković, Antun Delić, Dubravko Dender, Vlatka Dumbović, Ivan Darko Grlica, Bariša Ilić, Luka Jurinović, Davor Krnjeta, Krešimir Leskovar, Duje Lisičić, Ivica Lolić, Gordan Lukač, Kristijan Mandić, Krešimir Mikulić, Tibor Mikuska, Gvido Piasevoli, Andrej Radalaj, Zlatko Ružanović, Vlatka Ščetarić, Mirko Šetina, Adrian Tomik (2015): Procjene brojnosti za SPA područja. Državni zavod za zaštitu prirode, Zagreb
<b>Breeding short-term trend:</b> Dumbović Mazal V., Pintar V., Zadravec M. (2019): Prvo izvješće o brojnosti i rasprostranjenosti ptica u Hrvatskoj sukladno odredbama Direktive o pticama.
<b>Breeding long-term trend:</b> no data available

## *Chlidonias hybrida* (Whiskered Tern)

### Czechia

**Breeding population size:** Waterbird numbers were recorded in mid-January by regular citizen-science monitoring programme - the International Waterbird Census (IWC) – see Gilissen et al. 2002, Wetlands International 2006, Wetlands International 2019. Hundreds of volunteer birdwatchers conduct the mid-January counts on predetermined dates and sites each year, aiming to maximize synchrony (Gilissen et al. 2002, Musil et al. 2011, Musilová et al. 2014). The estimation of population size was calculated by Trends and Indices for Monitoring data (TRIM) software (Statistics Netherlands version 3.52, Pannekoek and Van Strien, 2005). 'Time Totals' values of the data (i.e. the actual count values plus the numbers of birds estimated by the TRIM software) for all 1155 sites included in the analysis were used to generate total estimates of the range of numbers of the waterbird species wintering in the Czech Republic between 2015 and 2019. We use the range (min–max) of population estimates due to the effect of between-year variation in numbers because of variable climatic conditions (Musil et al. 2008, Musilová et al. 2018). Gilissen N, Haanstra L, Delany S, Boere G, Hagemeyer W (2002) Numbers and distribution of wintering waterbirds in the Western Palearctic and Southwest Asia in 1987, 1988 and 1999. Results from the International Waterbird Census. Wetlands International Global Series No. 11, Wetlands International, Wageningen, The Netherlands. Musil P, Darolová A, Jureček J, Musilová Z, Podhrázký M, Slabeyová K (2008) The long-term trends in numbers of wintering geese in the Czech Republic and Slovakia in 1991–2007. Tichodroma 20: 61–67. Musil P, Musilová Z, Fuchs R, Poláková S (2011) Long-term changes in numbers and distribution of wintering waterbirds in the Czech Republic, 1966–2008. Bird Study 58: 450–460. Musilová Z, Musil P, Zouhar J, Adam M (2018) Changes in habitat suitability influence non-breeding distribution of waterbirds in central Europe. Ibis: 160: 582–596. Musilová Z, Musil P, Zouhar J, Bejček V, Štátný K, Hudec K (2014) Numbers of wintering waterbirds in the Czech Republic: long-term and spatial-scale approaches to assess population size. Bird Study 61: 321–331.

**Breeding short-term trend:** Trends in waterbird breeding population size were estimated using changes in population data from nation-wide numbers project of "Atlas of Breeding Bird Distribution" carried out in whole Czech Republic in 2001–2003 and 2014–2017. Range of relative change in breeding population size was used as the measurement of population trend. The values of relative rate of change were compared with data from annual monitoring (census in May – see Musil & Fuchs 1994, Musil et al. 2001, Čehovská et al. 2019 for the methods) on limited amount of sites (fishpond regions in south and central Bohemia - see Musil & Fuchs 1994). Čehovská M., Musil P., Musilová Z., Poláková, K. & Zouhar J. 2019: Diving duck census efficiency based on monitoring of individually marked females: the influence of breeding stage of individual females and timing of census. Bird Study in press. Musil P. Cepák J. Hudec K. & Zárbynický J. 2001. The long-term trends in the breeding waterfowl populations in the Czech Republic. OMPO, Institute of Applied Ecology, Kostelec nad Černými lesy. Musil P. & Fuchs R. 1994: Changes in abundance of water birds species in southern Bohemia (Czech Republic) in the last 10 years. Development in Hydrobiology. In: Kerekes J. J. [ed.]: Aquatic Birds in Trophic Web of Lakes. Hydrobiologia 279/280: 511–519.

### France

**Breeding population size:** Trotignon J. 2018. Guifette moustac - *Chlidonias hybrida*. in Quaintenne G. & les coordinateurs-espèce Les oiseaux nicheurs rares et menacés en France en 2015. Ornithos 25-2, p. 57-91

**Breeding short-term trend:** Trotignon J. 2018. Guifette moustac - *Chlidonias hybrida*. in Quaintenne G. & les coordinateurs-espèce Les oiseaux nicheurs rares et menacés en France en 2015. Ornithos 25-2, p. 57-91

**Breeding long-term trend:** Trotignon J. 2018. Guifette moustac - *Chlidonias hybrida*. in Quaintenne G. & les coordinateurs-espèce Les oiseaux nicheurs rares et menacés en France en 2015. Ornithos 25-2, p. 57-91

### Georgia

**Breeding population size:** Nika Kerdikoshvili: niko.kerdikoshvili.1@iliauni.edu.ge; Zura Javakhishvili: zurab.javakhishvili.1@iliauni.edu.ge;

### Germany

**Breeding population size:** Monitoring seltener Brutvögel (<http://www.dda-web.de/index.php?cat=monitoring&subcat=ga&subsubcat=kontakt>)

**Breeding short-term trend:** Monitoring seltener Brutvögel (<http://www.dda-web.de/index.php?cat=monitoring&subcat=ga&subsubcat=kontakt>)

**Breeding long-term trend:** Gerlach et al. (in Vorb.): Vögel in Deutschland – 2019. Dachverband Deutscher Avifaunisten, Bundesamt für Naturschutz und Länderarbeitsgemeinschaft der Vogelschutzwarten, Münster.

### Greece

**Breeding population size:** 1) Λεγάκις, Α. & Μαραγκού, Π. (επιμ.). 2009. Το Κόκκινο Βιβλίο των Απειλούμενων Ζώων της Ελλάδας. Ελληνική Ζωολογική Εταιρεία, Αθήνα, 528 σελ. 2) Πορτόλου, Δ., Μπουρδάκης, Σ., Βλάχος, Χ., Καστριτής, Θ. & Δημαλέξης, Τ. (επιμ.). 2009. Οι Σημαντικές Περιοχές για τα Πουλιά της Ελλάδας: Περιοχές Προτεραιότητας για τη Διατήρηση της Βιοποικιλότητας. Ελληνική Ορνιθολογική Εταιρεία, Αθήνα. 3) Βλάχος Χ., Μπίρτσας Π., Θωμαΐδης Χ., Χατζηνίκος Ε., Μπονιζώρος Β., Μπραζιώτης Σ., Κόντος Κ., Βλαχάκη Δ., Δεδουσοπούλου Ε., Κιούσης Δ., Ξένος Α., Στεφάνου Λ.Μ., Κασάμπαλης Δ., και Μελικώκη Κ. (Συντονιστές έκδοσης). 2015. Γ' Φάση της Μελέτης 9 «Εποπτεία και Αξιολόγηση της Κατάστασης Διατήρησης Ειδών Ορνιθοπανίδας στην Ελλάδα» ΥΠΑΠΕΝ, Αθήνα, Σύμπραξη Γραφείων Μελετών «Φ.ΦΑΣΟΥΛΑΣ-Ν.ΜΑΝΤΖΙΟΣ» Ε.Ε. – ΡΟΔΟΥΛΑ ΚΩΝΣΤΑΝΤΙΝΙΔΟΥ ΤΟΥ ΓΕΩΡΓΙΟΥ – "ΑΘ.ΤΖΑΚΟΠΟΥΛΟΣ ΚΑΙ ΣΙΑ" Ε.Ε.», Θεσσαλονίκη.

**Breeding short-term trend:** 1) Handrinos, G., & Akriotis, T., (1997) The birds of Greece. C. Helm, A & C Black, London. 2) BirdLife International (2004) Birds in Europe: Population estimates, trends and conservation status. Cambridge, UK: BirdLife International (BirdLife Conservation Series No. 12). 3) Λεγάκις, Α. & Μαραγκού, Π. (επιμ.). 2009. Το Κόκκινο Βιβλίο των Απειλούμενων Ζώων της Ελλάδας. Ελληνική Ζωολογική Εταιρεία, Αθήνα, 528 σελ. 4) Natura Viewer (<http://natura2000.eea.europa.eu/#>). 5) Δημαλέξης, Τ., Καστριτής, Θ., Γρίβας, Κ., Μανωλόπουλος, Α., Καρδακάρη, Ν., Κακαλής, Λ., Ξηρουχάκης, Σ., Τσαϊτουρίδης, Χ., Παπαζογλου, C. & Βαρον, Β. 2009. Προσδιορισμός συμβατών δραστηριοτήτων σε σχέση με τα είδη χαρακτηρισμού των Ζωνών Ειδικής Προστασίας της ορνιθοπανίδας. Παραδοτέο 8. Οδηγός οικολογικών απαιτήσεων, απειλών και ενδεδειγμένων μέτρων για τα είδη χαρακτηρισμού. 6) Πορτόλου, Δ., Μπουρδάκης, Σ., Βλάχος, Χ., Καστριτής, Θ. & Δημαλέξης, Τ. (επιμ.). 2009. Οι Σημαντικές Περιοχές για τα Πουλιά της Ελλάδας: Περιοχές Προτεραιότητας για τη Διατήρηση της Βιοποικιλότητας. Ελληνική Ορνιθολογική Εταιρεία, Αθήνα. 7) Βλάχος Χ., Μπίρτσας Π., Θωμαΐδης Χ., Χατζηνίκος Ε., Μπονιζώρος Β., Μπραζιώτης Σ., Κόντος Κ., Βλαχάκη Δ., Δεδουσοπούλου Ε., Κιούσης Δ., Ξένος Α., Στεφάνου Λ.Μ., Κασάμπαλης Δ., και Μελικώκη Κ. (Συντονιστές έκδοσης). 2015. Γ' Φάση της Μελέτης 9 «Εποπτεία και Αξιολόγηση της Κατάστασης Διατήρησης Ειδών Ορνιθοπανίδας στην Ελλάδα» ΥΠΑΠΕΝ, Αθήνα, Σύμπραξη Γραφείων Μελετών «Φ.ΦΑΣΟΥΛΑΣ-Ν.ΜΑΝΤΖΙΟΣ» Ε.Ε. – ΡΟΔΟΥΛΑ ΚΩΝΣΤΑΝΤΙΝΙΔΟΥ ΤΟΥ ΓΕΩΡΓΙΟΥ – "ΑΘ.ΤΖΑΚΟΠΟΥΛΟΣ ΚΑΙ ΣΙΑ" Ε.Ε.», Θεσσαλονίκη.

**Breeding long-term trend:** 1) Handrinos, G., & Akriotis, T., (1997) The birds of Greece. C. Helm, A & C Black, London. 2) BirdLife International (2004) Birds in Europe: Population estimates, trends and conservation status. Cambridge, UK: BirdLife International (BirdLife Conservation Series No. 12). 3) Λεγάκις, Α. & Μαραγκού, Π. (επιμ.). 2009. Το Κόκκινο Βιβλίο των Απειλούμενων Ζώων της Ελλάδας. Ελληνική Ζωολογική Εταιρεία, Αθήνα, 528 σελ. 4) Natura Viewer (<http://natura2000.eea.europa.eu/#>). 5) Δημαλέξης, Τ., Καστριτής, Θ., Γρίβας, Κ., Μανωλόπουλος, Α., Καρδακάρη, Ν., Κακαλής, Λ., Ξηρουχάκης, Σ., Τσαϊτουρίδης, Χ., Παπαζογλου, C. & Βαρον, Β. 2009. Προσδιορισμός συμβατών δραστηριοτήτων σε σχέση με τα είδη χαρακτηρισμού των Ζωνών Ειδικής Προστασίας της ορνιθοπανίδας. Παραδοτέο 8. Οδηγός οικολογικών απαιτήσεων, απειλών και ενδεδειγμένων μέτρων για τα είδη χαρακτηρισμού. 6) Πορτόλου, Δ., Μπουρδάκης, Σ., Βλάχος, Χ., Καστριτής, Θ. & Δημαλέξης, Τ. (επιμ.). 2009. Οι Σημαντικές Περιοχές για τα Πουλιά της Ελλάδας: Περιοχές Προτεραιότητας για τη Διατήρηση της Βιοποικιλότητας. Ελληνική Ορνιθολογική Εταιρεία, Αθήνα. 7) Βλάχος Χ., Μπίρτσας Π., Θωμαΐδης Χ., Χατζηνίκος Ε., Μπονιζώρος Β., Μπραζιώτης Σ., Κόντος Κ., Βλαχάκη Δ., Δεδουσοπούλου Ε., Κιούσης Δ., Ξένος Α., Στεφάνου Λ.Μ., Κασάμπαλης Δ., και Μελικώκη Κ. (Συντονιστές έκδοσης). 2015. Γ' Φάση της Μελέτης 9 «Εποπτεία και Αξιολόγηση της Κατάστασης Διατήρησης Ειδών Ορνιθοπανίδας στην Ελλάδα» ΥΠΑΠΕΝ, Αθήνα, Σύμπραξη Γραφείων Μελετών «Φ.ΦΑΣΟΥΛΑΣ-Ν.ΜΑΝΤΖΙΟΣ» Ε.Ε. – ΡΟΔΟΥΛΑ ΚΩΝΣΤΑΝΤΙΝΙΔΟΥ ΤΟΥ ΓΕΩΡΓΙΟΥ – "ΑΘ.ΤΖΑΚΟΠΟΥΛΟΣ ΚΑΙ ΣΙΑ" Ε.Ε.», Θεσσαλονίκη.

## *Chlidonias hybrida* (Whiskered Tern)

### Hungary

<b>Breeding population size:</b> National park directorates' databases (Annual survey of colonially breeding and strictly protected bird species) <a href="http://map.mme.hu/maps/map2">http://map.mme.hu/maps/map2</a>
<b>Breeding short-term trend:</b> Haraszthy L. (szerk.) (2014): Natura 2000 fajok és élőhelyek Magyarországon. Pro Vértes Közalapítvány, Csákvár. p. 616-619. National park directorates' databases (Annual survey of colonially breeding and strictly protected bird species) <a href="http://map.mme.hu/maps/map2">http://map.mme.hu/maps/map2</a>
<b>Breeding long-term trend:</b> Haraszthy L. (szerk.) (1984): Magyarország fészkelő madarai. Natura, Budapest. 247 p. Haraszthy, L. (szerk.) (1998): Magyarország madarai. Mezőgazda Kiadó, Budapest. 441 p. Dr. Kovács G. – Ecsedi Z. (2004): Fattyúszerkő In: Ecsedi Z. (szerk.) (2004): A Hortobágy madárvilága. Hortobágy Természetvédelmi Egyesület, Winter Fair, Balmazújváros – Szeged. 2004. MME Nomenclator Bizottság (2008): Magyarország madarainak névjegyzéke. Nomenclator avium Hungariae. Magyar Madártani és Természetvédelmi Egyesület, Budapest. p. 278. Haraszthy L. (szerk.) (2014): Natura 2000 fajok és élőhelyek Magyarországon. Pro Vértes Közalapítvány, Csákvár. p. 616-619. National park directorates' databases (Annual survey of colonially breeding and strictly protected bird species) <a href="http://map.mme.hu/maps/map2">http://map.mme.hu/maps/map2</a>

### Italy

<b>Breeding population size:</b> Tinarelli R. 2006. Dinamica della popolazione nidificante e conservazione del Mignattino piombato <i>Chlidonias hybrida</i> in Italia. <i>Picus</i> 32(61): 67-73
<b>Breeding short-term trend:</b> No recent data available
<b>Breeding long-term trend:</b> Brichetti P., Meschini E., 1993. Stima delle popolazioni di uccelli nidificanti. In Meschini E., Frugis S., 1993. Atlante degli uccelli nidificanti in Italia. Suppl. Ric. Biol. Selvaggina, 20, 1-345.

### Latvia

<b>Breeding population size:</b> Unpublished data for European Breeding Bird Atlas (2013-2017); Expert: Andris Dekants, <a href="mailto:andris.dekants@lob.lv">andris.dekants@lob.lv</a>
<b>Breeding short-term trend:</b> Unpublished data for European Breeding Bird Atlas (2013-2017); Expert: Andris Dekants, <a href="mailto:andris.dekants@lob.lv">andris.dekants@lob.lv</a>
<b>Breeding long-term trend:</b> Strazds M., Priednieks J., Vaverins G. 1994. [Size of Latvian bird populations.] (in Latvian) In: Putni dabā, 4: 3–18 Unpublished data for European Breeding Bird Atlas (2013-2017); Expert: Andris Dekants, <a href="mailto:andris.dekants@lob.lv">andris.dekants@lob.lv</a>

### Lithuania

<b>Breeding population size:</b> Expert working group of the Lithuanian Ornithological Society ( <a href="mailto:lod@birdlife.lt">lod@birdlife.lt</a> ) 2015-2018. Lietuvos perinčių paukščių atlaso duomenų bazė (Lithuanian Breeding Birds Atlas Database). Vilnius. Ministry of Environment of the Republic of Lithuania. 2012. Status and trends of bird populations (Article 12, Birds Directive 2009/147/EC) National Summary 2008-2012 Lithuania. Ministry of Environment of the Republic of Lithuania. 2016-2018. Leidinio "Lietuvos raudonoji knyga" parengimo paslaugos (Red data book of Lithuania). (Agreement No VPS-2016-104-ES)
<b>Breeding short-term trend:</b> Expert working group of the Lithuanian Ornithological Society ( <a href="mailto:lod@birdlife.lt">lod@birdlife.lt</a> ) 2015-2018. Lietuvos perinčių paukščių atlaso duomenų bazė (Lithuanian Breeding Birds Atlas Database). Vilnius. Ministry of Environment of the Republic of Lithuania. 2012. Status and trends of bird populations (Article 12, Birds Directive 2009/147/EC) National Summary 2008-2012 Lithuania. Ministry of Environment of the Republic of Lithuania. 2016-2018. Leidinio "Lietuvos raudonoji knyga" parengimo paslaugos (Red data book of Lithuania). (Agreement No VPS-2016-104-ES)
<b>Breeding long-term trend:</b> Logminas, V. (ed.). 1991. Lietuvos fauna: paukščiai. Vilnius: „Mokslas“. Kurlavičius, P. (ed.) 2006. Lietuvos perinčių paukščių atlasas. Kaunas: „Lututė“. Expert working group of the Lithuanian Ornithological Society ( <a href="mailto:lod@birdlife.lt">lod@birdlife.lt</a> ) BirdLife International/European Bird Census Council. 2000. European bird populations: estimates and trends. Cambridge, UK: BirdLife International (BirdLife Conservation Series No. 10). Raudonikis L. 2004. Important Bird Areas of the European Union Importance in Lithuania. Lithuanian Ornithological Society & Institute of Ecology of Vilnius University. Lutute, Vilnius. Jusys, V., Karalius, S., Raudonikis, L. 2012. Lietuvos paukščių pažinimo vadovas. Kaunas: „Lututė“. Ministry of Environment of the Republic of Lithuania. 2012. Status and trends of bird populations (Article 12, Birds Directive 2009/147/EC) National Summary 2008-2012 Lithuania. Expert working group of the Lithuanian Ornithological Society ( <a href="mailto:lod@birdlife.lt">lod@birdlife.lt</a> ) 2015-2018. Lietuvos perinčių paukščių atlaso duomenų bazė (Lithuanian Breeding Birds Atlas Database). Vilnius. Ministry of Environment of the Republic of Lithuania. 2016-2018. Leidinio "Lietuvos raudonoji knyga" parengimo paslaugos (Red data book of Lithuania). (Agreement No VPS-2016-104-ES)

### North Macedonia

<b>Breeding population size:</b> unpublished data from the European Breeding Bird Atlas 2
<b>Breeding short-term trend:</b> unpublished data from the European Breeding Bird Atlas 2

### Moldova

<b>Breeding population size:</b> Moldova's contribution for the second European Breeding Bird Atlas (EBBA2)
<b>Breeding short-term trend:</b> SPPN expert opinion ( <a href="mailto:sppn.moldova@gmail.com">sppn.moldova@gmail.com</a> )
<b>Breeding long-term trend:</b> SPPN expert opinion ( <a href="mailto:sppn.moldova@gmail.com">sppn.moldova@gmail.com</a> )

### Montenegro

<b>Breeding population size:</b> Rubinić, B., Sackl, P. & Gramatikov, M. (2019): Conserving of wild birds in Montenegro. The first inventory of potential Special Protection Areas in Montenegro. Aam Consulting. Budapest xiii + 328 pp.
---

### Poland

<b>Breeding population size:</b> Chodkiewicz T., Kuczyński L., Sikora A., Chylarecki P., Neubauer G., Ławicki Ł., Stawarczyk T. 2015. Ocena liczebności populacji ptaków lęgowych w Polsce w latach 2008–2012. <i>Ornis Polonica</i> 56: 149-189; Stawarczyk T., Cofta T., Kajzer Z., Lontkowski J., Sikora A. 2017. Rzadkie Ptaki Polski. Studio B&W Wojciech Janecki, Sosnowiec; expert assessment
<b>Breeding short-term trend:</b> Chief Inspectorate of Environmental Protection & Polish Society for the Protection of Birds (OTOP) / BirdLife Poland
<b>Breeding long-term trend:</b> Tucker G.M., Heath M.F. 1994. Birds in Europe: their conservation status. BirdLife International, Cambridge, UK.; BirdLife International 2004. Birds in Europe: population estimates, trends and conservation status. BirdLife International, Cambridge, UK; To

### Portugal

<b>Breeding population size:</b> eBird (2019). eBird: An online database of bird distribution and abundance [web application]. eBird, Ithaca, New York. Available: <a href="http://www.ebird.org/portugal/home">http://www.ebird.org/portugal/home</a> . (Accessed: October 22, 2018).
--

### Romania

<b>Breeding population size:</b> Ornitodata (Romanian Ornithological Society) Database, OpenBirdMaps (Milvus Group) Database, Rombird (Romanian Rarity Commission) Database
---

## *Chlidonias hybrida* (Whiskered Tern)

### Romania

<b>Breeding short-term trend:</b> Ornitodata (Romanian Ornithological Society) Database, OpenBirdMaps (Milvus Group) Database, Rombird (Romanian Rarity Commission) Database
<b>Breeding long-term trend:</b> Ornitodata (Romanian Ornithological Society) Database, OpenBirdMaps (Milvus Group) Database, Rombird (Romanian Rarity Commission) Database

### Russia

<b>Breeding population size:</b> Voltzit & Kalyakin 2013-2019; Database of the project on Atlas of breeding birds of European Russia
<b>Breeding short-term trend:</b> Kalyakin et al. 2019
<b>Breeding long-term trend:</b> Belik et al. 2003; Krivenko & Vinogradov 2008; Borodin unpublished. spinus73@mail.ru

### Serbia

<b>Breeding population size:</b> EBBA2 project; Puzović, S., Radišić, D., Ružić, M., Rajković, D., Radaković, M., Pantović, U., Janković, M., Stojnić, N., Šćiban, M., Tucakov, M., Gergelj, J., Sekulić, G., Agošton, A. & Raković, M. 2015. Birds of Serbia: Breeding Population Estimates and Trends for the Period 2008-2013. Bird protection and study society of Serbia, and Department of Biology and Ecology, Faculty of Sciences, University of Novi Sad, Novi Sad.
<b>Breeding short-term trend:</b> EBBA2 project; Puzović, S., Radišić, D., Ružić, M., Rajković, D., Radaković, M., Pantović, U., Janković, M., Stojnić, N., Šćiban, M., Tucakov, M., Gergelj, J., Sekulić, G., Agošton, A. & Raković, M. 2015. Birds of Serbia: Breeding Population Estimates and Trends for the Period 2008-2013. Bird protection and study society of Serbia, and Department of Biology and Ecology, Faculty of Sciences, University of Novi Sad, Novi Sad.
<b>Breeding long-term trend:</b> Puzović, S., Radišić, D., Ružić, M., Rajković, D., Radaković, M., Pantović, U., Janković, M., Stojnić, N., Šćiban, M., Tucakov, M., Gergelj, J., Sekulić, G., Agošton, A. & Raković, M. 2015. Birds of Serbia: Breeding Population Estimates and Trends for the Period 2008-2013. Bird protection and study society of Serbia, and Department of Biology and Ecology, Faculty of Sciences, University of Novi Sad, Novi Sad.

### Slovakia

<b>Breeding population size:</b> Coordinatory group for reporting 2019. Karaska D., Trnka A., Krištin A., Ridzoň J.: Chránené vtáčie územia Slovenska. ŠOP SR Banská Bystrica, 2015.
<b>Breeding short-term trend:</b> Coordinatory group for reporting 2019, AVES-Symfony Database 2013-2018, KIMS Database 2013-2018.
<b>Breeding long-term trend:</b> Coordinatory group for reporting 2019, AVES-Symfony Database 2013-2018, KIMS Database 2013-2018.

### Spain

<b>Breeding population size:</b> Amado, C.C., Guzmán, J.M.S., & Villegas, M.A. (2009). Pagazas, charranes y fumareles en España: población reproductora en 2007 y método de censo. SEO/BirdLife. 133 pp. ( <a href="https://www.miteco.gob.es/es/biodiversidad/temas/inventarios-nacionales/24_pagazas_charranes_y_fumareles_tcm30-208121.pdf">https://www.miteco.gob.es/es/biodiversidad/temas/inventarios-nacionales/24_pagazas_charranes_y_fumareles_tcm30-208121.pdf</a> ) Información proporcionada por las Comunidades Autónomas. Talabante, C., Aparicio, A., Aguirre, J. L., Díaz, G. & Larrán, A. (2015). El fumarel cariblanco ( <i>Chlidonias hybrida</i> ) en la Comunidad de Madrid: Población y parámetros reproductores. Anuario Ornitológico de Madrid 2009-2010, 49-58. ( <a href="https://www.researchgate.net/profile/Carlos_Talabante/publication/289098244_El_fumarel_cariblanco_Chlidonias_hybrida_en_la_Comunidad_de_Madrid_poblacion_y_parametros_reproductores/links/568908db08aebccc4e16e5ef.pdf">https://www.researchgate.net/profile/Carlos_Talabante/publication/289098244_El_fumarel_cariblanco_Chlidonias_hybrida_en_la_Comunidad_de_Madrid_poblacion_y_parametros_reproductores/links/568908db08aebccc4e16e5ef.pdf</a> ).
<b>Breeding short-term trend:</b> Amado, C.C., Guzmán, J.M.S. & Villegas, M.A. (2009). Pagazas, charranes y fumareles en España: población reproductora en 2007 y método de censo. SEO/BirdLife. 133 pp. ( <a href="https://www.miteco.gob.es/es/biodiversidad/temas/inventarios-nacionales/24_pagazas_charranes_y_fumareles_tcm30-208121.pdf">https://www.miteco.gob.es/es/biodiversidad/temas/inventarios-nacionales/24_pagazas_charranes_y_fumareles_tcm30-208121.pdf</a> ). Información proporcionada por las Comunidades Autónomas. Madroño, A., González, C. & Atienza, J.C. (Eds.). (2004). Libro Rojo de las Aves de España. Dirección General para la Biodiversidad-SEO/BirdLife, Madrid. 452 pp. ( <a href="https://www.miteco.gob.es/es/biodiversidad/temas/inventarios-nacionales/lrcompletoparaweb_tcm30-207942.pdf">https://www.miteco.gob.es/es/biodiversidad/temas/inventarios-nacionales/lrcompletoparaweb_tcm30-207942.pdf</a> ) Martí, R. & del Moral, J.C. (Eds.) (2003). Atlas de las Aves Reproductoras de España. Dirección General de Conservación de la Naturaleza- Sociedad Española de Ornitología. Madrid, 733 pp. ( <a href="https://www.miteco.gob.es/es/biodiversidad/temas/inventarios-nacionales/inventario-especies-terrestres/inventario-nacional-de-biodiversidad/ieet_aves_atlas.aspx">https://www.miteco.gob.es/es/biodiversidad/temas/inventarios-nacionales/inventario-especies-terrestres/inventario-nacional-de-biodiversidad/ieet_aves_atlas.aspx</a> )
<b>Breeding long-term trend:</b> Amado, C.C., Guzmán, J.M.S. & Villegas, M.A. (2009). Pagazas, charranes y fumareles en España: población reproductora en 2007 y método de censo. SEO/BirdLife. 133 pp. ( <a href="https://www.miteco.gob.es/es/biodiversidad/temas/inventarios-nacionales/24_pagazas_charranes_y_fumareles_tcm30-208121.pdf">https://www.miteco.gob.es/es/biodiversidad/temas/inventarios-nacionales/24_pagazas_charranes_y_fumareles_tcm30-208121.pdf</a> ). Información proporcionada por las Comunidades Autónomas. Madroño, A., González, C. & Atienza, J.C. (Eds.). (2004). Libro Rojo de las Aves de España. Dirección General para la Biodiversidad-SEO/BirdLife, Madrid. 452 pp. ( <a href="https://www.miteco.gob.es/es/biodiversidad/temas/inventarios-nacionales/lrcompletoparaweb_tcm30-207942.pdf">https://www.miteco.gob.es/es/biodiversidad/temas/inventarios-nacionales/lrcompletoparaweb_tcm30-207942.pdf</a> ) Martí, R. & del Moral, J.C. (Eds.) (2003). Atlas de las Aves Reproductoras de España. Dirección General de Conservación de la Naturaleza- Sociedad Española de Ornitología. Madrid, 733 pp. ( <a href="https://www.miteco.gob.es/es/biodiversidad/temas/inventarios-nacionales/inventario-especies-terrestres/inventario-nacional-de-biodiversidad/ieet_aves_atlas.aspx">https://www.miteco.gob.es/es/biodiversidad/temas/inventarios-nacionales/inventario-especies-terrestres/inventario-nacional-de-biodiversidad/ieet_aves_atlas.aspx</a> )

### Turkey

<b>Breeding population size:</b> Ferdi Akarsu personal communication (2019), Eken G., Bozdoğan M., İsfendiyaçoğlu S., Kılıç D.T., Lise Y. (2006) Türkiye'nin Önemli Doğa Alanları. Doğa Derneği, Ankara., Zal N., Eczacıbaşı N.G., Karazur Er S. 2006. The Planning of Lower Meriç Valley Flood Plain as a Biosphere Reserve, Central Anatolia Forestry Reserach Institute Publications Muhtelif Yayınlar/Miscellaneous Publications No: 69, Karazur Er S., Özbek M.,Altınayar G., Çakır F., Yıldırım F. 2007. Many Lake Breeding Bird Survey (2000-2004). Doğa Koruma Ve Milli Parklar Genel Müdürlüğü Publishing No:2, Ankara
<b>Winter population size:</b> Ebird Database and Midwinter Fowl Counts (2013-2018), Birdlife Estimate
<b>Winter short-term trend:</b> Midwinter bird counts 2012-2019
<b>Winter long-term trend:</b> Midwinter bird counts 1980-2019 and Historical Records come from OSME and other midwinter counts

### Ukraine

<b>Breeding long-term trend:</b> 1.Дзюбенко Н. В. Білошочий кричак як аллохтонний елемент орнітофауни заходу України // Наук. записки Держ. природ. музею. Львів. – 2001. – 16. – С. 135-145. 2. Кинда В. В., Потапов, О. В. Белошочкая крачка в Украине: история расселения, численность и размещение // Бранта. Сб. тр. Азово-Черноморской орнит. станции. – 1998. – 1. – С. 37-51. 3. Численность и размещение гнездящихся околотовных птиц в водно-болотных угодьях Азово-Черноморского побережья Украины. Под ред. В.Д. Слюхиной / Wetland International Киев. 2000. 476 с. 4. Горбань І. (2003): Оцінка чисельності гніздових птахів України. - Вісн. Львів. ун-ту. Сер. біол. 34: 147-158.
---

## Bibliography

- Arduin, M. 1997. The nutria problem. *Informatore Agrario* 53(29): 69-70.
- Billerman, S.M., Keeney, B.K., Rodewald, P.G. and Schulenberg, T.S. (eds). 2020. *Birds of the World*. Cornell Laboratory of Ornithology, Ithaca.
- Bird, J. P., Martin, R., Akçakaya, H. R., Gilroy, J., Burfield, I. J., Garnett, S. G., Symes, A., Taylor, J., Sekercioglu, Ç. H. and Butchart, S. H. M. 2020. Generation lengths of the world's birds and their implications for extinction risk. *Conservation Biology* 34(5): 1252-1261. DOI: 10.1111/cobi.13486.
- Brazil, M. 2009. *Birds of East Asia: eastern China, Taiwan, Korea, Japan, eastern Russia*. Christopher Helm, London.
- Delany, S. and Scott, D. 2006. *Waterbird population estimates*. Wetlands International, Wageningen, The Netherlands.
- Golemanski, V. 2011. *Red Data Book of Bulgaria*. . IBER – BAS, Sofia.
- Heath, M. and Tucker, G. 1994. Birds in Europe. *World Birdwatch* 16: 9-13.
- Higgins, P.J. and Davies, S.J.J.F. 1996. *Handbook of Australian, New Zealand and Antarctic Birds Vol. 3: Snipe to Pigeons*. Oxford University Press, Oxford.
- Richards, A. 1990. *Seabirds of the northern hemisphere*. Dragon's World Ltd, Limpsfield, U.K.
- Snow, D.W. and Perrins, C.M. 1998. *The Birds of the Western Palearctic, Volume 1: Non-Passerines*. Oxford University Press, Oxford.
- del Hoyo, J., Elliott, A. and Sargatal, J. (eds). 1996. *Handbook of the Birds of the World, Vol. 3: Hoatzin to Auks*. Lynx Edicions, Barcelona, Spain.