

## *Tachybaptus ruficollis* (Little Grebe)

### European Red List of Birds

### Supplementary Material

The European Union (EU28) Red List assessments were based principally on the official data reported by EU Member States to the European Commission under Article 12 of the Birds Directive in 2019-20. For the European Red List assessments, similar data were sourced from BirdLife Partners and other collaborating experts in other European countries and territories. For more information, see BirdLife International (2021).

#### Contents

Reported national population sizes and trends  
Trend maps of reported national population data  
Sources of reported national population data  
Species factsheet bibliography

#### Recommended citation

BirdLife International (2021) European Red List of Birds. Luxembourg: Publications Office of the European Union.

#### Further information

<http://datazone.birdlife.org/info/euroredlist>  
<http://www.birdlife.org/europe-and-central-asia/european-red-list-birds-0>  
<http://www.iucnredlist.org/regions/europe>  
<http://ec.europa.eu/environment/nature/conservation/species/redlist/>

#### Data requests and feedback

To request access to these data in electronic format, provide new information, correct any errors or provide feedback, please email [science@birdlife.org](mailto:science@birdlife.org).

*Tachybaptus ruficollis* (Little Grebe)

**Table 1.** Reported national breeding population size and trends in Europe<sup>1</sup>.

Country (or territory) <sup>2</sup>	Population estimate				Short-term population trend <sup>5</sup>				Long-term population trend <sup>5</sup>				Subspecific population (where relevant)
	Size (pairs) <sup>3</sup>	Europe (%)	Year(s)	Method <sup>4</sup>	Direction <sup>6</sup>	Magnitude (%) <sup>7</sup>	Year(s)	Method <sup>4</sup>	Direction <sup>6</sup>	Magnitude (%) <sup>7</sup>	Year(s)	Method <sup>4</sup>	
Albania	430–850	<1	2007-2018	complete	+	41 to 335	2007-2018	complete	+	56 to 263	1980-2018	expert	
Armenia	360–500	<1	2013-2018	complete	0		2007-2018		0		2003-2018	expert	
Austria	900–1200	<1	2013-2018	complete	+	15 to 30	2007-2018	partial	-	-20 to -10	1981-2018	complete	
Azerbaijan	5000–10000	5	1996-2019	partial	0		2013-2019	expert	0		1980-2019	expert	
Belarus	3500–4000	3	2010-2018	partial	0	-10 to 10	2012-2019	expert	?		1980-2019	deficient	
Belgium	1200–1800	1	2013-2018	partial	+	-4 to 45	2008-2018	partial	+	66 to 148	1973-2018	partial	
Bosnia & HG	1500–2500	1	2015-2018	complete	?	-10 to 10	2007-2018	complete	-	-5 to -1	1980-2018	expert	
Bulgaria	500–1500	<1	2013-2018	partial	?		2000-2018	partial	?		1980-2018	partial	
Croatia	5000–10000	5	2013-2018	expert	?		2007-2018	deficient	?		1980-2018	deficient	
Cyprus	50–160	<1	2013-2018	partial	0	0	2007-2018	partial	+	50 to 150	1980-2018	partial	
Czechia	1500–3000	2	2014-2017	complete	-	-25	2001-2017	complete	-		1981-2017	partial	
Denmark	2100–2200	2	2017	partial	F	-69 to 13	2006-2017	complete	F	-57 to 3	1984-2017	complete	
Estonia	20–40	<1	2013-2017	expert	0		2006-2017	expert	+	20 to 50	1980-2017	expert	
Finland	10–20	<1	2013-2018	partial	+		2007-2018	partial	+		1980-2018	partial	
France	12000–19000	11	2009-2012	partial	-		2006-2018	partial	?		1980-2018	deficient	
Georgia	130–1400	<1	2013-2017	partial	?			deficient	?				
Germany	12000–19000	11	2016-2016	expert	0		2004-2016	expert	0		1980-2016	expert	
Greece	1500–2000	1	2013-2018	partial	0		2007-2018	partial	?		1980-2018	deficient	
Hungary	3000–4000	2	2014-2018	expert	0		2007-2018	expert	-	-67 to -60	1980-2018	expert	
Rep. Ireland	3400–6900	4	2008-2011	partial	?		2000-2011	deficient	?		1980-2011	deficient	
Italy	3000–4000	2	2013-2018	expert	?		2007-2018	deficient	+	100 to 200	1993-2018	expert	
Kosovo	200–300	<1	2007-2019	partial	F		2007-2018	partial	-		1990-2018	partial	
Latvia	100–160	<1	2013-2018	partial	0	13 to 20	2000-2018	partial	?		1980-2018	deficient	
Lithuania	1000–1500	<1	2013-2018	partial	0		2013-2018	partial	0		1980-2018	partial	
Luxembourg	90–100	<1	2013-2018	partial	+	0 to 20	2007-2018	partial	+	60 to 80	1980-2018	partial	
North Macedonia	250–500	<1	2014-2019	expert	0		2007-2018	expert	?		1980-2019		
Malta	2	<1	2017-2018	complete	0		2008-2018	partial	0		1996-2018	partial	
Moldova	300–500	<1	2014-2017	partial	+		2007-2018	partial	0		1990-2018	expert	
Montenegro	800–1200	<1	2002-2012	partial	0		2007-2018	expert	?				
Netherlands	2100–2900	2	2013-2015	complete	0	-13 to 8	2006-2017	complete	+	58 to 153	1984-2017	complete	
Norway	24–42	<1	2013-2018	complete	0		2013-2018	partial	0		1980-2018	partial	
Poland	7500–10000	6	2013-2018	expert	?	-8 to 133	2007-2018	complete	?		1980-2018	deficient	

*Tachybaptus ruficollis* (Little Grebe)

**Table 1.** Reported national breeding population size and trends in Europe<sup>1</sup>.

Country (or territory) <sup>2</sup>	Population estimate				Short-term population trend <sup>5</sup>				Long-term population trend <sup>5</sup>				Subspecific population (where relevant)
	Size (pairs) <sup>3</sup>	Europe (%)	Year(s)	Method <sup>4</sup>	Direction <sup>6</sup>	Magnitude (%) <sup>7</sup>	Year(s)	Method <sup>4</sup>	Direction <sup>6</sup>	Magnitude (%) <sup>7</sup>	Year(s)	Method <sup>4</sup>	
Portugal	1000–10000	2	2013-2018	partial	0		2007-2018	partial	+		1980-2018	partial	
Romania	2400–24000	6	2013-2018	expert	?		2007-2018	deficient	?		1980-2018	deficient	
Russia	3600–5600	3	2008-2018	partial	+	0	2005-2018	expert	+	0	1990-2019	partial	
Serbia	2400–3700	2	2013-2018	partial	-	-29 to -10	2007-2018	complete	0	0	1980-2018	complete	
Slovakia	1000–3000	1	2013-2018	partial	0		2007-2018	partial	0		1980-2018	partial	
Slovenia	500–1000	<1	2013-2018	partial	?		2007-2018	deficient	?		1980-2018	deficient	
Spain	2200–2300	2	2013-2018	complete	0		2007-2018	partial	+	66 to 116	1980-2018	complete	
Sweden	270–350	<1	2013-2018	partial	-	-30 to -10	2007-2018	partial	0	-50 to 100	1980-2018	expert	
Switzerland	800–1300	<1	2013–2016	partial	0	0 to 57	2007-2018	complete	-	-29 to -1	1990-2018	complete	
Turkey	10000–15000	9	2002-2012	partial	?		2008-2019	deficient	?		1980-2013	deficient	
Ukraine	7000–10200	6	2015-2017	partial	?		2007-2019	deficient	F		1980-2018	deficient	
United Kingdom	3600–7300	4	2016	complete	-		2004-2016	complete	-		1980-2016	complete	
EU28	68100–138000	67											
<b>Europe</b>	<b>104000–195000</b>	<b>100</b>											

<sup>1</sup> See 'Sources' at end of factsheet, and for more details on individual EU Member State reports, see the Article 12 reporting portal at <http://bd.eionet.europa.eu/article12/report>.

<sup>2</sup> The designation of geographical entities and the presentation of the material do not imply the expression of any opinion whatsoever on the part of IUCN or BirdLife International concerning the legal status of any country, territory or area, or of its authorities, or concerning the delimitation of its frontiers or boundaries.

<sup>3</sup> In the few cases where population size estimates were reported in units other than those specified, they were converted to the correct units using standard correction factors.

<sup>4</sup> The 'method used' (replacing the data 'quality' assessment in the 2015 European Red List) is reported as: a) Complete: complete survey or a statistically robust estimate; b) Partial: based mainly on extrapolation from a limited amount of data; c) Expert: based mainly on expert opinion with very limited data; d) Deficient: insufficient or no data available.

<sup>5</sup> The robustness of regional trends to the effects of any missing or incomplete data was tested using plausible scenarios, based on other sources of information, including any other reported information, recent national Red Lists, scientific literature, other publications and consultation with relevant experts.

<sup>6</sup> Trend directions are reported as: increasing (+); decreasing (-); stable (0); fluctuating (F); or unknown (?).

<sup>7</sup> Trend magnitudes are rounded to the nearest integer.

*Tachybaptus ruficollis* (Little Grebe)

**Table 2.** Reported national wintering population sizes and trends in Europe<sup>1</sup>. Note that some countries within the species' wintering range did not report any data, and that only minimum totals are presented, to avoid double-counting of birds moving between countries.

Country (or territory) <sup>2</sup>	Population estimate				Short-term population trend <sup>5</sup>				Long-term population trend <sup>5</sup>				Subspecific population (where relevant)
	Size (individuals) <sup>3</sup>	Europe (%)	Year(s)	Method <sup>4</sup>	Direction <sup>6</sup>	Magnitude (%) <sup>7</sup>	Year(s)	Method <sup>4</sup>	Direction <sup>6</sup>	Magnitude (%) <sup>7</sup>	Year(s)	Method <sup>4</sup>	
Albania	560–2100	1	2007-2018	complete	+	0 to 460	2007-2018	complete	+	0 to 460	1980-2018	complete	
Armenia	400–800	<1	2013-2018	partial	0		2007-2018		?		2003-2018	deficient	
Austria	700–1400	1	2013-2018	complete	+		2007-2018	complete	-		1981-2014	complete	
Azerbaijan	10000–20000	16	1996-2019	expert	0		2010-2019	partial	0		1980-2019	expert	
Belarus	10–50	<1	2013-2018	partial	0	-10 to 10	2000-2012	partial	?				
Belgium	1400–2200	2	2013-2018	complete	+	3 to 70	2007-2018	complete	+	56 to 137	1992-2018	complete	
Bosnia & HG	1000–3000	2	2015-2018	complete	?		2007-2018	deficient	?		1980-2018	deficient	
Bulgaria	400–1500	<1	2013-2018	complete	+	15 to 50	1999-2018	partial	F		1980-2018	partial	
Croatia	2000–3000	3	2011-2011	expert	?		2007-2018	deficient	?		1980-2013	deficient	
Cyprus	200–650	<1	2013-2018	partial	F		2007-2018	partial	+	50 to 150	1980-2018	expert	
Czechia	620–1400	1	2015-2019	complete	0		2008-2019	complete	+		1980-2019	complete	
Georgia	50–120	<1	2017-2018	partial	?				?				
Germany	8000–20000	14	2011-2016	partial	+	20 to 28	2003-2016	complete	+	28 to 37	1980-2016	complete	
Greece	3500–7100	6	2015	partial	?		2007-2018	deficient	?		1980-2018	deficient	
Hungary	200–250	<1	2015-2018	partial	F		2007-2018	complete	F		1980-2018	complete	
Rep. Ireland	1500–1600	2	2011-2016	partial	+		2004-2016	partial	?		1987-2016	deficient	
Kosovo	4	<1	2019	complete	?				?				
Latvia	3–9	<1	2013-2018	complete	?	-74 to 438	2009-2018	complete	?	-37 to 1928	1991-2018	complete	
Lithuania	20–80	<1	2013-2018	complete	?		2013-2018	deficient	0		1980-2018	partial	
North Macedonia	100–1000	<1	2013-2018	complete	0		2010-2019	complete	-	-75 to -60	1988-2018	complete	
Malta	4–8	<1	2017-2018	complete	0		2008-2018	complete	0		1980-2018	expert	
Moldova	900–2300	2	2018-2019	partial	+		2007-2018	partial	0		1990-2018	expert	
Montenegro	120–300	<1	2013-2018	expert	0		2007-2018	expert	?				
Netherlands	4600–6200	6	2013-2017	complete	0	-30 to 69	2006-2017	complete	0	-11 to 107	1981-2017	complete	
Norway	300–350	<1	1994-2018	partial	?		2013-2018	deficient	?		1980-2018	deficient	
Romania	1000–2400	2	2013-2018	partial	+	3 to 8	2013-2018	complete	+	1 to 5	2000-2018	complete	
Serbia	500–2000	1	2013-2018	complete	-	-29 to -10	2013-2018	complete	?		1980-2018	deficient	
Slovakia	400–700	<1	2013-2018	partial	-	-15 to -5	2007-2018	partial	?		1980-2018	partial	
Slovenia	500–1000	<1	2013-2018	complete	-		2013-2018	complete	-	-50 to -30	1980-2018	expert	
Spain	5200–6000	6	2013-2018	complete	0		2007-2018	complete	+	70 to 450	1980-2018	complete	
Switzerland	2600–3600	4	2015-2019	complete	+	9 to 16	2008-2019	complete	+	2 to 5	1980-2019	complete	

*Tachybaptus ruficollis* (Little Grebe)

**Table 2.** Reported national wintering population sizes and trends in Europe<sup>1</sup>. Note that some countries within the species' wintering range did not report any data, and that only minimum totals are presented, to avoid double-counting of birds moving between countries.

Country (or territory) <sup>2</sup>	Population estimate				Short-term population trend <sup>5</sup>				Long-term population trend <sup>5</sup>				Subspecific population (where relevant)
	Size (individuals) <sup>3</sup>	Europe (%)	Year(s)	Method <sup>4</sup>	Direction <sup>6</sup>	Magnitude (%) <sup>7</sup>	Year(s)	Method <sup>4</sup>	Direction <sup>6</sup>	Magnitude (%) <sup>7</sup>	Year(s)	Method <sup>4</sup>	
Turkey	4800–9700	8	2013-2019	complete	?		2008-2019	deficient	?		1980-2019	deficient	
Ukraine	500–1000	<1	2014-2017	partial	F		2007-2018	partial	F		1980-2018	partial	
United Kingdom	15500–15600	18	2012-2016	complete	0		2005-2016	complete	+		1989-2016	complete	
EU28	44900–68600	62											
<b>Europe</b>	<b>68000–118000</b>	<b>100</b>											

<sup>1</sup> See 'Sources' at end of factsheet, and for more details on individual EU Member State reports, see the Article 12 reporting portal at <http://bd.eionet.europa.eu/article12/report>.

<sup>2</sup> The designation of geographical entities and the presentation of the material do not imply the expression of any opinion whatsoever on the part of IUCN or BirdLife International concerning the legal status of any country, territory or area, or of its authorities, or concerning the delimitation of its frontiers or boundaries.

<sup>3</sup> In the few cases where population size estimates were reported in units other than those specified, they were converted to the correct units using standard correction factors.

<sup>4</sup> The 'method used' (replacing the data 'quality' assessment in the 2015 European Red List) is reported as: a) Complete: complete survey or a statistically robust estimate; b) Partial: based mainly on extrapolation from a limited amount of data; c) Expert: based mainly on expert opinion with very limited data; d) Defficient: insufficient or no data available.

<sup>5</sup> The robustness of regional trends to the effects of any missing or incomplete data was tested using plausible scenarios, based on other sources of information, including any other reported information, recent national Red Lists, scientific literature, other publications and consultation with relevant experts.

<sup>6</sup> Trend directions are reported as: increasing (+); decreasing (-); stable (0); fluctuating (F); or unknown (?).

<sup>7</sup> Trend magnitudes are rounded to the nearest integer.

## Trend maps

A symbol appears in each country where the species occurs: the shape and colour of the symbol represent the population trend in that country, and the size of the symbol corresponds to the proportion of the European population occurring in that country.

### KEY

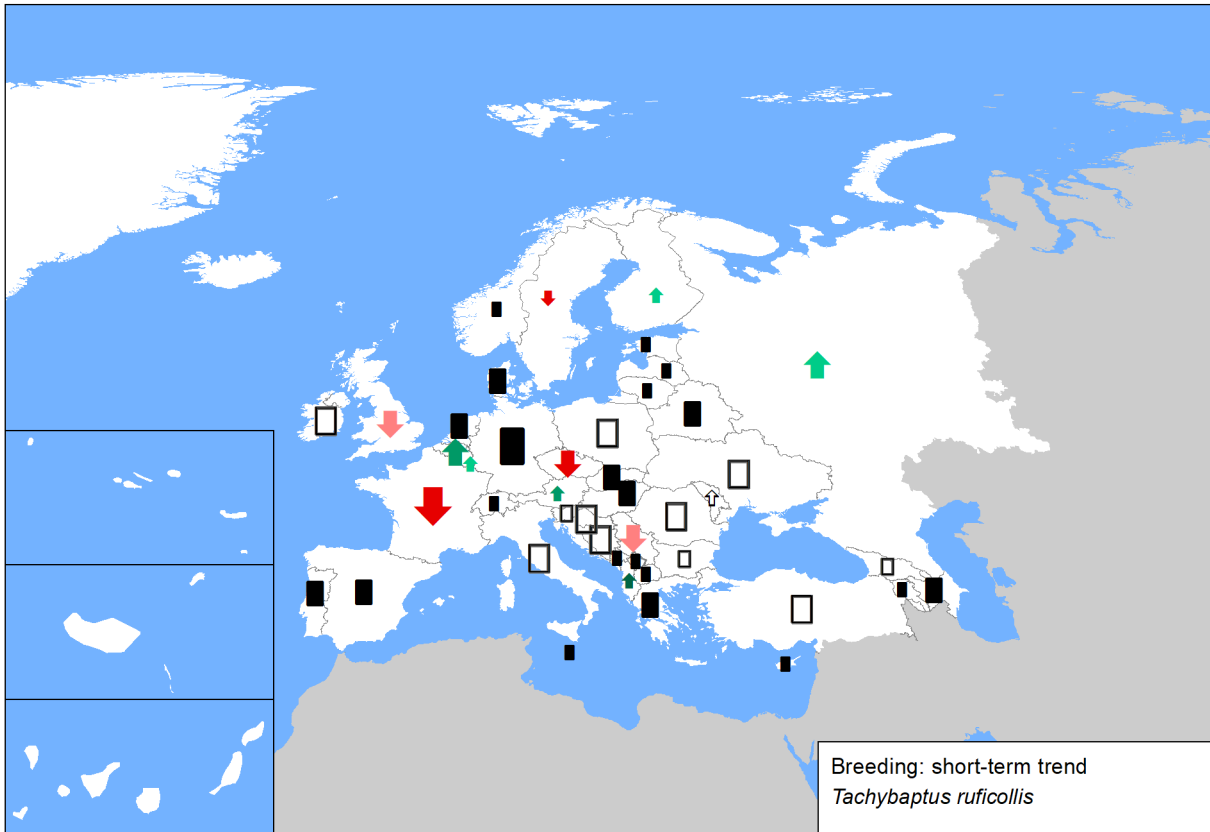
- |   |                                 |
|---|---------------------------------|
| ↑ Large increase (≥50%)                 | ↓ Large decrease (≥50%)         |
| ↑ Moderate increase (20–49%)            | ↓ Moderate decrease (20–49%)    |
| ↑ Small increase (<20%)                 | ↓ Small decrease (<20%)         |
| ↑ Increase of unknown magnitude         | ↓ Decrease of unknown magnitude |
| ■ Stable or fluctuating                 |                                 |
| □ Unknown                               |                                 |
| ○ Present (no population or trend data) |                                 |
| × Extinct since 1980                    |                                 |

Each symbol, with the exception of Present and Extinct, may occur in up to three different size classes, corresponding to the proportion of the European population occurring in that country.

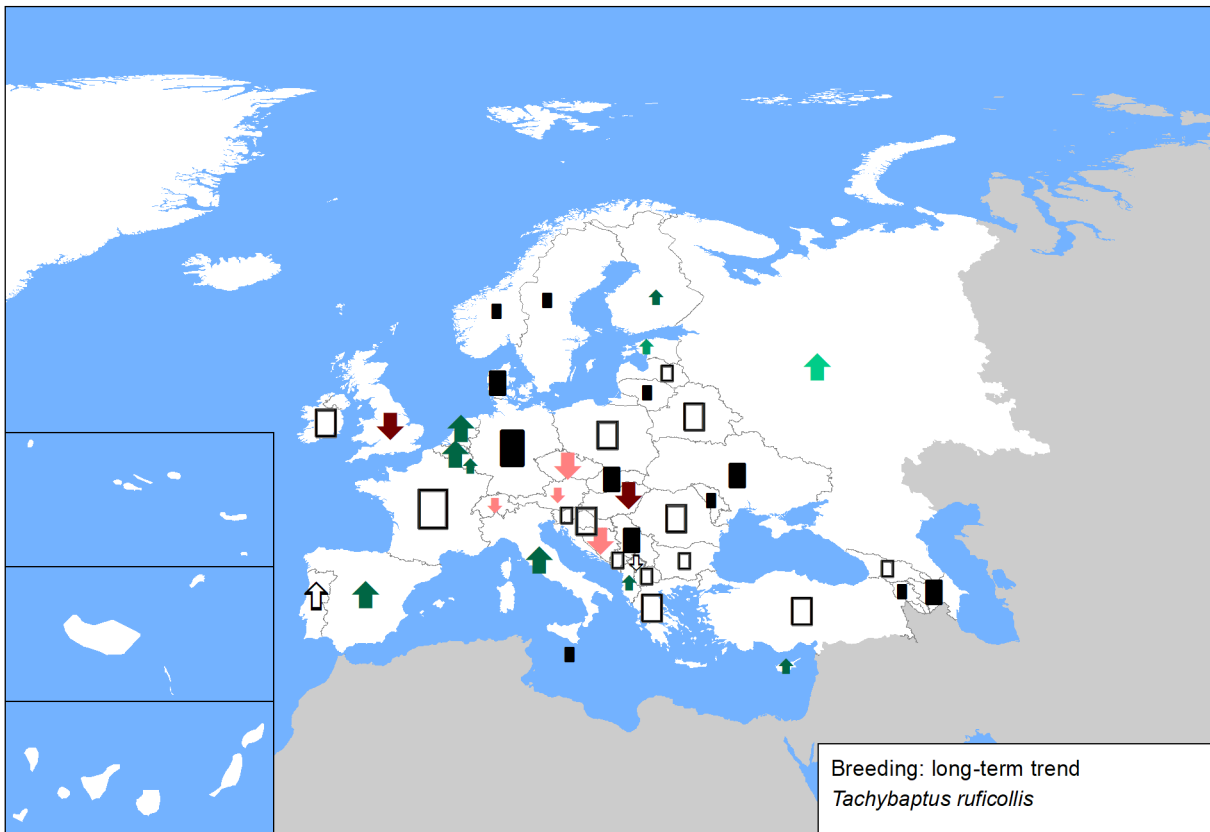
- ↑ Large: ≥10% of the European population
- ↑ Medium: 1–9% of the European population
- ↑ Small: <1% of the European population

The designation of geographical entities and the presentation of the material do not imply the expression of any opinion whatsoever on the part of IUCN or BirdLife International concerning the legal status of any country, territory or area, or of its authorities, or concerning the delimitation of its frontiers or boundaries.

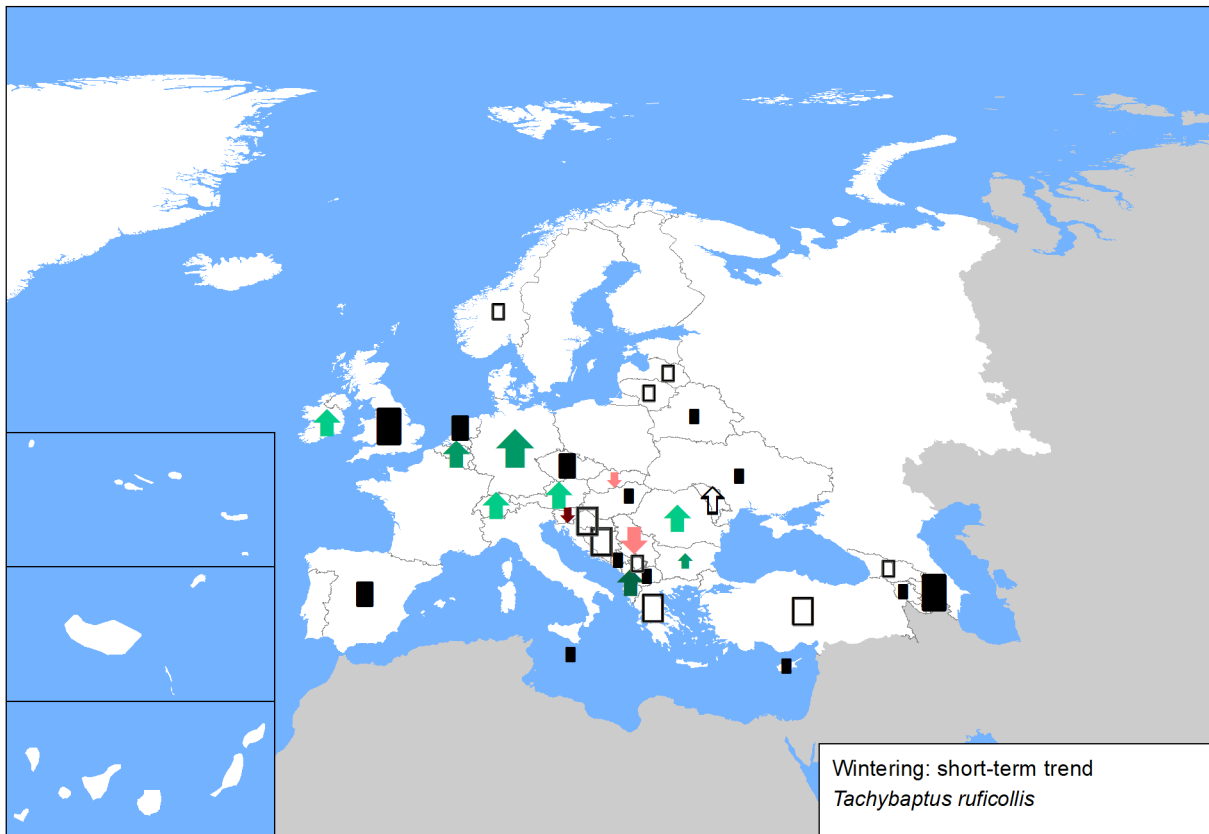
**Figure 1.** Breeding population sizes and short-term trends across Europe.



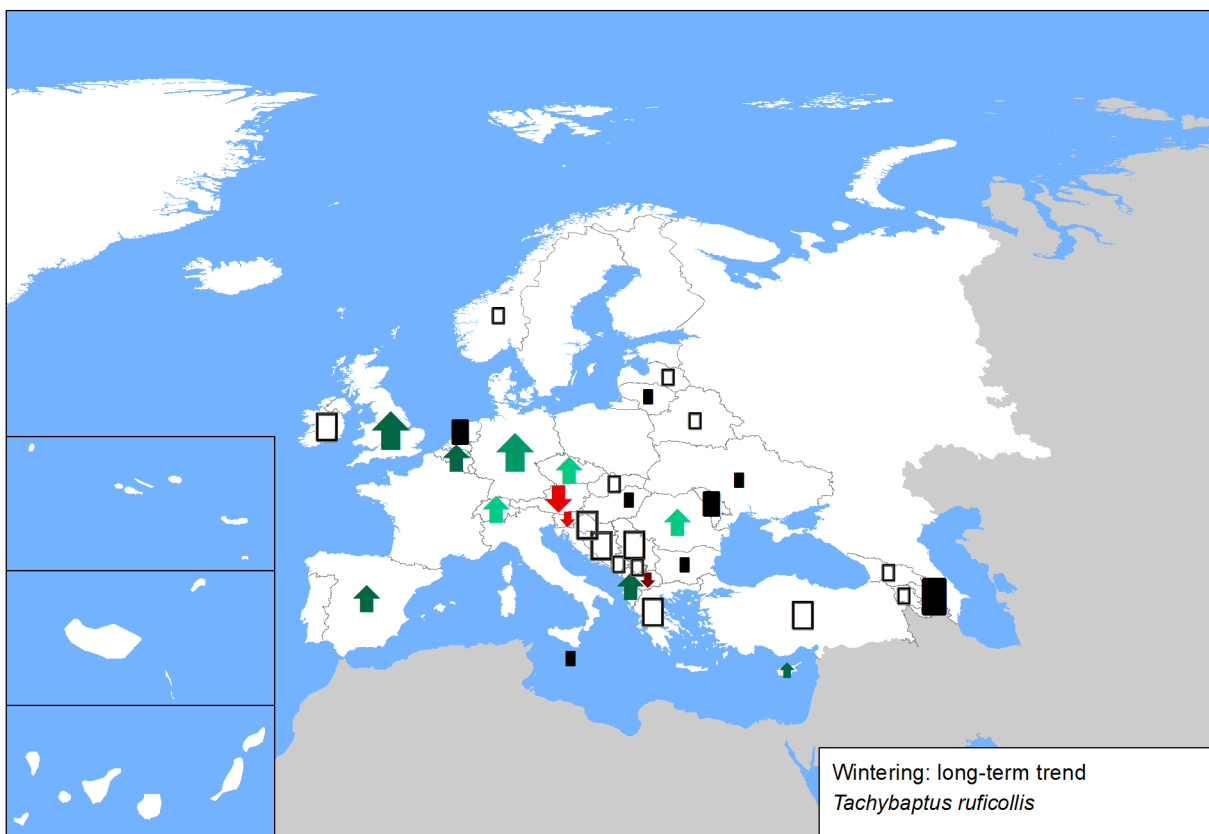
**Figure 2.** Breeding population sizes and long-term trends across Europe.



**Figure 3.** Reported wintering population sizes and short-term trends across Europe. Note that some countries within the species' wintering range did not report any data.



**Figure 4.** Reported wintering population sizes and long-term trends across Europe. Note that some countries within the species' wintering range did not report any data.



## *Tachybaptus ruficollis* (Little Grebe)

### Sources

#### Albania

<b>Breeding population size:</b> Bino & Xeka pers. obs.
<b>Breeding short-term trend:</b> Bino & Xeka pers. obs.
<b>Breeding long-term trend:</b> Bino pers. obs.
<b>Winter population size:</b> Bino pers. obs.
<b>Winter short-term trend:</b> Bino et al. 2018
<b>Winter long-term trend:</b> Bino et al. 2018

#### Armenia

<b>Breeding population size:</b> TSE NGO
<b>Breeding short-term trend:</b> TSE (2020) The Atlas of the Breeding Birds in Armenia. In preparation.
<b>Breeding long-term trend:</b> TSE (2020) The Atlas of the Breeding Birds in Armenia. In preparation.
<b>Winter population size:</b> TSE NGO, National Bird Monitoring
<b>Winter short-term trend:</b> TSE calculations using TRIM
<b>Winter long-term trend:</b> TSE calculations using TRIM

#### Austria

<b>Breeding population size:</b> BirdLife Austria, unpublished data from <a href="http://www.ornitho.at">www.ornitho.at</a>
<b>Breeding short-term trend:</b> BirdLife Austria, unpublished data from <a href="http://www.ornitho.at">www.ornitho.at</a> ; BirdLife Austria, unpublished archive data
<b>Breeding long-term trend:</b> Dvorak et al. 1994
<b>Winter population size:</b> BirdLife Austria, data of the International Waterfowl Counts (January count)
<b>Winter short-term trend:</b> BirdLife Austria, data of the International Waterfowl Counts (January count)
<b>Winter long-term trend:</b> BirdLife Austria, unpublished data based on indices calculated by the program TRIM

#### Azerbaijan

<b>Breeding population size:</b> AOS data base
<b>Breeding short-term trend:</b> AOS data base
<b>Breeding long-term trend:</b> AOS Data Base
<b>Winter population size:</b> AOS data base
<b>Winter short-term trend:</b> AOS Data Base
<b>Winter long-term trend:</b> AOS Data Base

#### Belarus

<b>Breeding population size:</b> Research work of the National Academy of Sciences of the Republic of Belarus "Dynamics and predictive assessment of changes in the state of populations of the main resource and biocenotically most important bird species in Belarus"
<b>Winter population size:</b> Bogdanovich I.A. - personal communication

#### Belgium

<b>Breeding population size:</b> Vermeersch G. et al. (2018, in press). Broedvogels in Vlaanderen in de periode 2013-2018. Rapporten van het Instituut voor Natuur- en Bosonderzoek (INBO), Brussel. / Paquet, J-Y., Anselin, A., Vermeersch, G., Derouaux, A., Devos, K. (2019, in prep.). Contribution of Belgium to EBCC European Breeding Bird Atlas 2. Internal Report.
<b>Breeding short-term trend:</b> Vermeersch G. et al. (2018, in press). Broedvogels in Vlaanderen in de periode 2013-2018. Rapporten van het Instituut voor Natuur- en Bosonderzoek (INBO), Brussel. / Paquet, J-Y., Anselin, A., Vermeersch, G., Derouaux, A., Devos, K. (2019, in prep.). Contribution of Belgium to EBCC European Breeding Bird Atlas 2. Internal Report.
<b>Breeding long-term trend:</b> Vermeersch G. et al. (2018, in press). Broedvogels in Vlaanderen in de periode 2013-2018. Rapporten van het Instituut voor Natuur- en Bosonderzoek (INBO), Brussel. / Paquet, J-Y., Anselin, A., Vermeersch, G., Derouaux, A., Devos, K. (2019, in prep.). Contribution of Belgium to EBCC European Breeding Bird Atlas 2. Internal Report.
<b>Winter population size:</b> Waterbird database INBO
<b>Winter short-term trend:</b> Waterbird database INBO & Aves
<b>Winter long-term trend:</b> Waterbird database INBO & Aves

#### Bosnia and Herzegovina

<b>Breeding population size:</b> Based on data for EBBA2
<b>Breeding short-term trend:</b> more individual articles e.g published in magazine Bilten mreže posmatrača ptica u Bosni i Hercegovini-see <a href="https://ptice.ba/bs/category/bilteni_/">https://ptice.ba/bs/category/bilteni_/</a> , individual reports (e.g. for EBBA2, projects etc)
<b>Breeding long-term trend:</b> individual unpublished data, individual reports, reports for EBBA2
<b>Winter population size:</b> based on IWC reports-all reports published in magazine Bilten mreže posmatrača ptica ( <a href="http://www.ptice.ba">www.ptice.ba</a> )
<b>Winter short-term trend:</b> based on IWC reports-all reports published in magazine Bilten mreže posmatrača ptica ( <a href="http://www.ptice.ba">www.ptice.ba</a> )

## *Tachybaptus ruficollis* (Little Grebe)

### Bosnia and Herzegovina

**Winter long-term trend:** There are no qualitative data before 2005 to make estimates

### Bulgaria

**Breeding population size:** Nikolov H. (2011). Little Grebe. In: Red Data Book of Bulgaria, Golemski G. (ed.), (web edition, <http://e-ecodb.bas.bg/rdb/bg/>); National Art. 12 reporting database 2013-2018; SPAs mapping in 2012 Common Bird Monitoring Scheme <http://bspb.org/monitoring/>

**Breeding short-term trend:** Iankov P. (ed.) 2007. Atlas of Breeding Birds in Bulgaria. Bulgarian Society for the protection of Birds, Conservation Series, Book 10, Sofia, BSPB, 44-45; National Art. 12 reporting database 2013-2018; Nikolov H. (2011). Little Grebe. In: Red Data Book of Bulgaria, Golemski G. (ed.), (web edition, <http://e-ecodb.bas.bg/rdb/bg/>).

**Breeding long-term trend:** Iankov P. (ed.) 2007. Atlas of Breeding Birds in Bulgaria. Bulgarian Society for the protection of Birds, Conservation Series, Book 10, Sofia, BSPB, 44-45; Nikolov H. (2011). Little Grebe. In: Red Data Book of Bulgaria, Golemski G. (ed.), (web edition, <http://e-ecodb.bas.bg/rdb/bg/>).

**Winter population size:** Wetlands International (2019): Submitted IWC data for Bulgaria for period 2013-2018.; National Art. 12 reporting database 2013-2018; National workshop of experts, Sofia 27-29.8.2019.

**Winter short-term trend:** Kostadinova I., S. Dereliev. 2001. Results from the Mid-Winter Counts of Waterbirds in Bulgaria for the period 1997-2001. BSPB Conservation Series. Book 3, BSPB, Sofia, BG, 96 pp.; National Art. 12 reporting database 2013-2018; Michev T., Profirov L. 2003. Mid-Winter Numbers of Waterbirds in Bulgaria (1977-2001). Pensoft, Sofia, 160 pp.

**Winter long-term trend:** Kostadinova I., S. Dereliev. 2001. Results from the Mid-Winter Counts of Waterbirds in Bulgaria for the period 1997-2001. BSPB Conservation Series. Book 3, BSPB, Sofia, BG, 96 pp. Michev T., Profirov L. 2003. Mid-Winter Numbers of Waterbirds in Bulgaria (1977-2001). Pensoft, Sofia, 160 pp.

### Croatia

**Breeding population size:** Dumbović Mazal V., Pintar V., Zdravec M. (2019): Prvo izvješće o brojnosti i rasprostranjenosti ptica u Hrvatskoj sukladno odredbama Direktive o pticama.

**Breeding short-term trend:** Dumbović Mazal V., Pintar V., Zdravec M. (2019): Prvo izvješće o brojnosti i rasprostranjenosti ptica u Hrvatskoj sukladno odredbama Direktive o pticama.

**Breeding long-term trend:** Dumbović Mazal V., Pintar V., Zdravec M. (2019): Prvo izvješće o brojnosti i rasprostranjenosti ptica u Hrvatskoj sukladno odredbama Direktive o pticama.

**Winter population size:** Report on the implementation of AEWA for the period 2009-2011 - Croatia. <http://www.unep-aewa.org/en/document/national-report-croatia-2>

**Winter short-term trend:** no data available

**Winter long-term trend:** no data available

### Cyprus

**Breeding population size:** Systematic monthly waterbird counts by BirdLife Cyprus as published in BirdLife Cyprus monthly checklists; Birdwatching records as reported in BirdLife Cyprus annual reports

**Breeding short-term trend:** Systematic monthly waterbird counts by BirdLife Cyprus as published in BirdLife Cyprus monthly checklists; Birdwatching records as reported in BirdLife Cyprus annual reports

**Breeding long-term trend:** BirdLife Cyprus annual reports and Cyprus Ornithological Society reports (non-systematic survey data). Flint & Stewart (BOU Checklist No.6, The Birds of Cyprus) report the species as only occasional breeder, 1-6 pairs up to 1990.

**Winter population size:** Monthly waterbird counts by BirdLife Cyprus and Game & Fauna Service, as published in BirdLife Cyprus monthly checklists and also by the Game & Fauna Service; Analysis of recent BirdLife Cyprus bird sightings records reported in the society's annual reports. Very poor data

**Winter short-term trend:** Monthly waterbird counts by BirdLife Cyprus and Game & Fauna Service, as published in BirdLife Cyprus monthly checklists and also by the Game & Fauna Service; Analysis of recent BirdLife Cyprus bird sightings records reported in the society's annual reports. Very poor data.

**Winter long-term trend:** More recent records (2000 onwards) as above; For period 1980-2005, BirdLife Cyprus annual reports and Cyprus Ornithological Society reports (non-systematic survey data).

### Czechia

**Breeding population size:** Šťastný et Bejček in prep. - Atlas hnízdního rozšíření ptáků ČR 2014-2017 and detailed waterbird monitoring in South Bohemia

**Breeding short-term trend:** Trends in waterbird breeding population size were estimated using changes in population data from nation-wide numbers project of "Atlas of Breeding Bird Distribution" carried out in whole Czech Republic in 2001 -2003 and 2014 – 2017. Range of relative change in breeding population size was used as the measurement of population trend. The values of relative rate of change were compared with data from annual monitoring (census in May – see Musil & Fuchs 1994, Musil et al. 2001, Čehovská et al. 2019 for the methods) on limited amount of sites (fishpond regions in south and central Bohemia - see Musil & Fuchs 1994). Čehovská M., Musil P., Musilová Z., Poláková, K. & Zouhar J. 2019: Diving duck census efficiency based on monitoring of individually marked females: the influence of breeding stage of individual females and timing of census. Bird Study in press. Musil P., Cepák J. Hudec K. & Zárbybnický J. 2001. The long-term trends in the breeding waterfowl populations in the Czech Republic. OMPO, Institute of Applied Ecology, Kostelec nad Černými lesy. Musil P. & Fuchs R. 1994: Changes in abundance of water birds species in southern Bohemia (Czech Republic) in the last 10 years. Development in Hydrobiology. In: Kerekes J. J. [ed.]: Aquatic Birds in Trophic Web of Lakes. Hydrobiologia 279/280: 511–519.

**Breeding long-term trend:** The long-term trends were analysed using data from annual waterbird census carried out in May ( see Musil & Fuchs 1994, Musil et al. 2001, Čehovská et al. 2019 for the methods) on limited amount of sites (fishpond regions in south and central Bohemia – see Musil & Fuchs 1994). The individual species trends in numbers were calculated by Trends and Indices for Monitoring data (TRIM) software (Statistics Netherlands version 3.52, Pannekoek and Van Strien, 2005). The additive slope (i.e. the change in indices from one year to the next) was used to estimate the Czech trend, see also Fouque et al. (2009), Musil et al. (2011). Čehovská M., Musil P., Musilová Z., Poláková, K. & Zouhar J. 2019: Diving duck census efficiency based on monitoring of individually marked females: the influence of breeding stage of individual females and timing of census. Bird Study in press. Fouque C, Guillemain M, Schricke V (2009) Trends in the numbers of Coot Fulica atra and wildfowl Anatidae wintering in France and their relationship with hunting activity at wetland sites. Wildfowl. Special Issue Musil P., Cepák J. Hudec K. & Zárbybnický J. 2001. The long-term trends in the breeding waterfowl populations in the Czech Republic. OMPO, Institute of Applied Ecology, Kostelec nad Černými lesy. Musil P. & Fuchs R. 1994: Changes in abundance of water birds species in southern Bohemia (Czech Republic) in the last 10 years. Development in Hydrobiology. In: Kerekes J. J. [ed.]: Aquatic Birds in Trophic Web of Lakes. Hydrobiologia 279/280: 511–519. Musil P., Musilová Z., Fuchs R., Poláková S (2011) Long-term changes in numbers and distribution of wintering waterbirds in the Czech Republic, 1966–2008. Bird Study 58: 450–460.

## *Tachybaptus ruficollis* (Little Grebe)

### Czechia

**Winter population size:** Waterbird numbers were recorded in mid-January by regular citizen-science monitoring programme - the International Waterbird Census (IWC) – see Gilissen et al. 2002, Wetlands International 2006, Wetlands International 2019. Hundreds of volunteer birdwatchers conduct the mid-January counts on predetermined dates and sites each year, aiming to maximize synchrony (Gilissen et al. 2002, Musil et al. 2011, Musilová et al. 2014). The estimation of population size was calculated by Trends and Indices for Monitoring data (TRIM) software (Statistics Netherlands version 3.52, Pannekoek and Van Strien, 2005). 'Time Totals' values of the data (i.e. the actual count values plus the numbers of birds estimated by the TRIM software) for all 1155 sites included in the analysis were used to generate total estimates of the range of numbers of the waterbird species wintering in the Czech Republic between 2015 and 2019. We use the range (min–max) of population estimates due to the effect of between-year variation in numbers because of variable climatic conditions (Musil et al. 2008, Musilová et al. 2018). Gilissen N, Haanstra L, Delany S, Boere G, Hagemeyer W (2002) Numbers and distribution of wintering waterbirds in the Western Palearctic and Southwest Asia in 1987, 1988 and 1999. Results from the International Waterbird Census. Wetlands International Global Series No. 11, Wetlands International, Wageningen, The Netherlands. Musil P, Darolová A, Jureček J, Musilová Z, Podhrázský M, Slabeyová K (2008) The long-term trends in numbers of wintering geese in the Czech Republic and Slovakia in 1991–2007. Tichodroma 20: 61–67. Musil P, Musilová Z, Fuchs R, Poláková S (2011) Long-term changes in numbers and distribution of wintering waterbirds in the Czech Republic, 1966–2008. Bird Study 58: 450–460. Musilová Z, Musil P, Zouhar J, Adam M (2018) Changes in habitat suitability influence non-breeding distribution of waterbirds in central Europe. Ibis: 160: 582–596. Musilová Z, Musil P, Zouhar J, Bejček V, Štastný K, Hudec K (2014) Numbers of wintering waterbirds in the Czech Republic: long-term and spatial-scale approaches to assess population size. Bird Study 61: 321–331.

**Winter short-term trend:** Waterbird numbers were recorded in mid-January by regular citizen-science monitoring programme - the International Waterbird Census (IWC) – see Gilissen et al. 2002, Wetlands International 2006, Wetlands International 2019. Hundreds of volunteer birdwatchers conduct the mid-January counts on predetermined dates and sites each year, aiming to maximize synchrony (Gilissen et al. 2002, Musil et al. 2011, Musilová et al. 2014). The individual species trends in numbers was calculated by Trends and Indices for Monitoring data (TRIM) software (Statistics Netherlands version 3.52, Pannekoek and Van Strien, 2005). The additive slope (i.e. the change in indices from one year to the next) was used to estimate the Czech trend, see also Fouque et al. (2009), Musil et al. (2011), Musilová et al. (2015), Musilová et al. (2018 a, b). Fouque C, Guillemain M, Schricke V (2009) Trends in the numbers of Coot Fulica atra and wildfowl Anatidae wintering in France and their relationship with hunting activity at wetland sites. Wildfowl. Special Issue 2: 42–59. Gilissen N, Haanstra L, Delany S, Boere G, Hagemeyer W (2002) Numbers and distribution of wintering waterbirds in the Western Palearctic and Southwest Asia in 1987, 1988 and 1999. Results from the International Waterbird Census. Wetlands International Global Series No. 11, Wetlands International, Wageningen, The Netherlands. Musil P, Musilová Z, Fuchs R, Poláková S (2011) Long-term changes in numbers and distribution of wintering waterbirds in the Czech Republic, 1966–2008. Bird Study 58: 450–460. Musilová Z, Musil P, Zouhar J, Adam M (2018a) Changes in habitat suitability influence non-breeding distribution of waterbirds in central Europe. Ibis: 160: 582–596. Musilová Z, Musil P, Zouhar J, Adam M, Bejček V (2018b) Importance of Natura 2000 sites for wintering waterbirds: Low preference, species' distribution changes and carrying capacity of Natura 2000 could fail to protect the species. Biological Conservation 228: 79–88. Musilová Z, Musil P, Zouhar J, Bejček V, Štastný K, Hudec K (2014) Numbers of wintering waterbirds in the Czech Republic: long-term and spatial-scale approaches to assess population size. Bird Study 61: 321–331. Musilová Z, Musil P, Zouhar J, Romportl D (2015) Long-term trends, total numbers and species richness of increasing waterbird populations at sites on the edge of their winter range: cold-weather refuge sites are more important than protected sites. J Ornithol: 1–10. Pannekoek J, Van Strien AJ (2005) TRIM 3 Manual (Trends and Indices for Monitoring Data). Statistics Netherlands, Voorburg, The Netherlands. Wetlands International (2006) Waterbird population estimates. Fourth Edition. Wetlands International, Wageningen, The Netherlands. Wetlands International (2019) Waterbird Population Estimates. Available at: wpe.wetlands.org (accessed 10 March 2019).

**Winter long-term trend:** Waterbird numbers were recorded in mid-January by regular citizen-science monitoring programme - the International Waterbird Census (IWC) – see Gilissen et al. 2002, Wetlands International 2006, Wetlands International 2019. Hundreds of volunteer birdwatchers conduct the mid-January counts on predetermined dates and sites each year, aiming to maximize synchrony (Gilissen et al. 2002, Musil et al. 2011, Musilová et al. 2014). The individual species trends in numbers was calculated by Trends and Indices for Monitoring data (TRIM) software (Statistics Netherlands version 3.52, Pannekoek and Van Strien, 2005). The additive slope (i.e. the change in indices from one year to the next) was used to estimate the Czech trend, see also Fouque et al. (2009), Musil et al. (2011), Musilová et al. (2015), Musilová et al. (2018 a, b). Fouque C, Guillemain M, Schricke V (2009) Trends in the numbers of Coot Fulica atra and wildfowl Anatidae wintering in France and their relationship with hunting activity at wetland sites. Wildfowl. Special Issue 2: 42–59. Gilissen N, Haanstra L, Delany S, Boere G, Hagemeyer W (2002) Numbers and distribution of wintering waterbirds in the Western Palearctic and Southwest Asia in 1987, 1988 and 1999. Results from the International Waterbird Census. Wetlands International Global Series No. 11, Wetlands International, Wageningen, The Netherlands. Musil P, Musilová Z, Fuchs R, Poláková S (2011) Long-term changes in numbers and distribution of wintering waterbirds in the Czech Republic, 1966–2008. Bird Study 58: 450–460. Musilová Z, Musil P, Zouhar J, Adam M (2018a) Changes in habitat suitability influence non-breeding distribution of waterbirds in central Europe. Ibis: 160: 582–596. Musilová Z, Musil P, Zouhar J, Adam M, Bejček V (2018b) Importance of Natura 2000 sites for wintering waterbirds: Low preference, species' distribution changes and carrying capacity of Natura 2000 could fail to protect the species. Biological Conservation 228: 79–88. Musilová Z, Musil P, Zouhar J, Bejček V, Štastný K, Hudec K (2014) Numbers of wintering waterbirds in the Czech Republic: long-term and spatial-scale approaches to assess population size. Bird Study 61: 321–331. Musilová Z, Musil P, Zouhar J, Romportl D (2015) Long-term trends, total numbers and species richness of increasing waterbird populations at sites on the edge of their winter range: cold-weather refuge sites are more important than protected sites. J Ornithol: 1–10. Pannekoek J, Van Strien AJ (2005) TRIM 3 Manual (Trends and Indices for Monitoring Data). Statistics Netherlands, Voorburg, The Netherlands. Wetlands International (2006) Waterbird population estimates. Fourth Edition. Wetlands International, Wageningen, The Netherlands. Wetlands International (2019) Waterbird Population Estimates. Available at: wpe.wetlands.org (accessed 10 March 2019).

### Denmark

**Breeding population size:** Charlotte M. Moshøj, Daniel Palm Eskildsen, Michael Fink Jørgensen & Thomas Vikstrøm, (2018): Overvågning af de almindelige fuglearter i Danmark 1975-2017 & Mandrup, E. 1997, Hvor mange fugle yngler i Danmark, Dansk Ornitologisk Tidsskrift, nr 3, 1997

**Breeding short-term trend:** Charlotte M. Moshøj, Daniel Palm Eskildsen, Michael Fink Jørgensen & Thomas Vikstrøm, (2018): Overvågning af de almindelige fuglearter i Danmark 1975-2017

**Breeding long-term trend:** Charlotte M. Moshøj, Daniel Palm Eskildsen, Michael Fink Jørgensen & Thomas Vikstrøm, (2018): Overvågning af de almindelige fuglearter i Danmark 1975-2017

### Estonia

**Breeding population size:** Estonian Working Group on Bird Status and Numbers

**Breeding short-term trend:** Estonian Working Group on Bird Status and Numbers

**Breeding long-term trend:** Estonian Working Group on Bird Status and Numbers

### Finland

**Breeding population size:** BirdLife Finland 2019: Tiira bird observation database. Expert working group. Lehtikoinen, A., Below, A., Jukarainen, A., Laaksonen, T., Lehtiniemi, T., Mikkola-Roos, M., Pessa, J., Rajasärkkä, A., Rusanen, P., Sirkiä, P., Tiainen, J. & Valkama, J. 2019: Suomen lintujen pesimäkantojen koot. – Linnut-vuosikirja 2018: 38-45.

**Breeding short-term trend:** BirdLife Finland 2019: Regional observation summary database of Finnish Birdwatching societies on scarce bird species.

**Breeding long-term trend:** BirdLife Finland 2019: Regional observation summary database of Finnish Birdwatching societies on scarce bird species.

## Tachybaptus ruficollis (Little Grebe)

### France

**Breeding population size:** Issa N & Muller Y. 2015. Atlas des Oiseaux de France métropolitaine. Atlas des Oiseaux de France métropolitaine. Nidification et présence hivernale, Delachaux et Niestlé, Paris

**Breeding short-term trend:** MNHN - Vigie Nature 2019. Les résultats nationaux du programme STOC de 2006 à 2018. , Paris <http://www.vigienature.fr/fr/observatoires/suivi-temporel-oiseaux-communs-stoc/resultats-3413>

### Georgia

**Breeding population size:** EBBA Georgia, prepared by Sabuko-Society for nature conservation, Iliia state university, NGO "psovi".

**Winter population size:** Zurab Gurgenidze Zurab.Gurgenidze@Sabuko.ge; observation.org

### Germany

**Breeding population size:** Gerlach et al. (in Vorb.): Vögel in Deutschland – 2019. Dachverband Deutscher Avifaunisten, Bundesamt für Naturschutz und Länderarbeitsgemeinschaft der Vogelschutzwarten, Münster.

**Breeding short-term trend:** Gerlach et al. (in Vorb.): Vögel in Deutschland – 2019. Dachverband Deutscher Avifaunisten, Bundesamt für Naturschutz und Länderarbeitsgemeinschaft der Vogelschutzwarten, Münster.

**Breeding long-term trend:** Gerlach et al. (in Vorb.): Vögel in Deutschland – 2019. Dachverband Deutscher Avifaunisten, Bundesamt für Naturschutz und Länderarbeitsgemeinschaft der Vogelschutzwarten, Münster.

**Winter population size:** Dachverband Deutscher Avifaunisten e.V. (<http://www.dda-web.de>)

**Winter short-term trend:** Dachverband Deutscher Avifaunisten e.V. (<http://www.dda-web.de>)

**Winter long-term trend:** Dachverband Deutscher Avifaunisten e.V. (<http://www.dda-web.de>)

### Greece

**Breeding population size:** 1. BirdLife International (2004) Birds in Europe : Population estimates, trends and conservation status, Cambridge, UK: Birdlife International (Birdlife Conservation Series No. 12). 2. Natura viewer (<http://natura2000.eea.europa.eu/#>). 3. Δημαλέξης, Τ., Καστρίτης, Θ., Γρίβας, Κ., Μανωλόπουλος, Α., Καρδακάρη, Ν., Κακαλής, Λ., Ξηρουχάκης, Σ., Τσαϊτουρίδης, Χ., Παπαζογλου, C. & Barov, B. 2009. Προσδιορισμός συμβατών δραστηριοτήτων σε σχέση με τα είδη χαρακτηρισμού των Ζωνών Ειδικής Προστασίας της ορνιθοπανίδας. Παραδοτέο 8. Οδηγός οικολογικών απαιτήσεων, απειλών και ενδεδειγμένων μέτρων για τα είδη χαρακτηρισμού. 4. Πορτόλου, Δ., Μπουρδάκης, Σ., Βλάχος, Χ., Καστρίτης, Θ. & Δημαλέξης, Τ. (επιμ.).2009. Οι Σημαντικές Περιοχές για τα Πουλιά της Ελλάδας: Περιοχές Προτεραιότητας για τη Διατήρηση της Βιοποικιλότητας. Ελληνική Ορνιθολογική Εταιρεία, Αθήνα. 5. Βλάχος Χ., Μπίρτσας Π., Θωμαΐδης Χ., Χατζηνίκος Ε., Μποντζώρλος Β., Μπραζιιώτης Σ., Κόντος Κ., Βλαχάκη Δ., Δεδουσοπούλου Ε., Κιούσης Δ., Ξένος Α., Στεφάνου Λ.Μ., Κασάμπαλης Δ., και Μελικώκη Κ. (Συντονιστές έκδοσης). 2015. Γ' Φάση της Μελέτης 9 «Εποπτεία και Αξιολόγηση της Κατάστασης Διατήρησης Ειδών Ορνιθοπανίδας στην Ελλάδα» ΥΠΑΠΕΝ, Αθήνα, Σύμπραξη Γραφείων Μελετών «Φ.ΦΑΣΟΥΛΑΣ-Ν.ΜΑΝΤΖΙΟΣ» Ε.Ε. – ΡΟΔΟΥΛΑ ΚΩΝΣΤΑΝΤΙΝΙΔΟΥ ΤΟΥ ΓΕΩΡΓΙΟΥ – "ΑΘ.ΤΖΑΚΟΠΟΥΛΟΣ ΚΑΙ ΣΙΑ" Ε.Ε.», Θεσσαλονίκη.

**Breeding short-term trend:** 1. BirdLife International (2004) Birds in Europe : Population estimates, trends and conservation status, Cambridge, UK: Birdlife International (Birdlife Conservation Series No. 12). 2. Natura viewer (<http://natura2000.eea.europa.eu/#>). 3. Δημαλέξης, Τ., Καστρίτης, Θ., Γρίβας, Κ., Μανωλόπουλος, Α., Καρδακάρη, Ν., Κακαλής, Λ., Ξηρουχάκης, Σ., Τσαϊτουρίδης, Χ., Παπαζογλου, C. & Barov, B. 2009. Προσδιορισμός συμβατών δραστηριοτήτων σε σχέση με τα είδη χαρακτηρισμού των Ζωνών Ειδικής Προστασίας της ορνιθοπανίδας. Παραδοτέο 8. Οδηγός οικολογικών απαιτήσεων, απειλών και ενδεδειγμένων μέτρων για τα είδη χαρακτηρισμού. 4. Πορτόλου, Δ., Μπουρδάκης, Σ., Βλάχος, Χ., Καστρίτης, Θ. & Δημαλέξης, Τ. (επιμ.).2009. Οι Σημαντικές Περιοχές για τα Πουλιά της Ελλάδας: Περιοχές Προτεραιότητας για τη Διατήρηση της Βιοποικιλότητας. Ελληνική Ορνιθολογική Εταιρεία, Αθήνα. 5. Βλάχος Χ., Μπίρτσας Π., Θωμαΐδης Χ., Χατζηνίκος Ε., Μποντζώρλος Β., Μπραζιιώτης Σ., Κόντος Κ., Βλαχάκη Δ., Δεδουσοπούλου Ε., Κιούσης Δ., Ξένος Α., Στεφάνου Λ.Μ., Κασάμπαλης Δ., και Μελικώκη Κ. (Συντονιστές έκδοσης). 2015. Γ' Φάση της Μελέτης 9 «Εποπτεία και Αξιολόγηση της Κατάστασης Διατήρησης Ειδών Ορνιθοπανίδας στην Ελλάδα» ΥΠΑΠΕΝ, Αθήνα, Σύμπραξη Γραφείων Μελετών «Φ.ΦΑΣΟΥΛΑΣ-Ν.ΜΑΝΤΖΙΟΣ» Ε.Ε. – ΡΟΔΟΥΛΑ ΚΩΝΣΤΑΝΤΙΝΙΔΟΥ ΤΟΥ ΓΕΩΡΓΙΟΥ – "ΑΘ.ΤΖΑΚΟΠΟΥΛΟΣ ΚΑΙ ΣΙΑ" Ε.Ε.», Θεσσαλονίκη.

**Breeding long-term trend:** no data available

**Winter population size:** 1) BirdLife International (2017). European birds of conservation concern: populations, trends and national responsibilities. Cambridge, UK: BirdLife International. ISBN 978-1-912086-00-9 2) Natura viewer (<http://natura2000.eea.europa.eu/#>). 3) Βλάχος Χ., Μπίρτσας Π., Θωμαΐδης Χ., Χατζηνίκος Ε., Μποντζώρλος Β., Μπραζιιώτης Σ., Κόντος Κ., Βλαχάκη Δ., Δεδουσοπούλου Ε., Κιούσης Δ., Ξένος Α., Στεφάνου Λ.Μ., Κασάμπαλης Δ., και Μελικώκη Κ. (Συντονιστές έκδοσης). 2015. Γ' Φάση της Μελέτης 9 «Εποπτεία και Αξιολόγηση της Κατάστασης Διατήρησης Ειδών Ορνιθοπανίδας στην Ελλάδα» ΥΠΑΠΕΝ, Αθήνα, Σύμπραξη Γραφείων Μελετών «Φ.ΦΑΣΟΥΛΑΣ-Ν.ΜΑΝΤΖΙΟΣ» Ε.Ε. – ΡΟΔΟΥΛΑ ΚΩΝΣΤΑΝΤΙΝΙΔΟΥ ΤΟΥ ΓΕΩΡΓΙΟΥ – "ΑΘ.ΤΖΑΚΟΠΟΥΛΟΣ ΚΑΙ ΣΙΑ" Ε.Ε.», Θεσσαλονίκη.

**Winter short-term trend:** no data available

**Winter long-term trend:** no data available

### Hungary

**Breeding population size:** KEHOP-4.3.0-15-2016-00001 project results, unpublished. National park directorates' databases <http://map.mme.hu/maps/map2>

**Breeding short-term trend:** [http://www.termesztvedelem.hu/\\_user/browser/File/Natura2000/BD\\_12\\_jelentes\\_2013\\_anyagai/Tachybaptus\\_ruficollis.pdf](http://www.termesztvedelem.hu/_user/browser/File/Natura2000/BD_12_jelentes_2013_anyagai/Tachybaptus_ruficollis.pdf) National park directorates' databases <http://map.mme.hu/maps/map2>

**Breeding long-term trend:** Magyar G., Hadarics T., Waliczky Z., Schmidt A., Nagy T. & Bankovics A. (1998): Magyarország madarainak névjegyzéke. Madártani Intézet, Budapest, 26 p. BirdLife International (2004) Birds in Europe: population estimates, trends and conservation status. Cambridge, UK: BirdLife International. (BirdLife Conservation Series No.12.), 30 p. Ecsedi Z. (szerk.) (2004): A Hortobágy madárvilága. Hortobágy Természetvédelmi Egyesület, Winter Fair, Balmazújváros - Szeged. 2004. 104-105 p. MME Nomenclator Bizottság (2008): Magyarország madarainak névjegyzéke. Nomenclator avium Hungariae. Magyar Madártani és Természetvédelmi Egyesület, Budapest. 68 p. KEHOP-4.3.0-15-2016-00001 project results, unpublished. National park directorates' databases <http://map.mme.hu/maps/map2>

**Winter population size:** Expert opinions Faragó S. (2017): Magyar Vízivad Közlemények No. 29. Soproni Egyetem Kiadó, 304 p. Hungarian Waterfowl Monitoring database

**Winter short-term trend:** Expert opinions Faragó S. (2017): Magyar Vízivad Közlemények No. 29. Soproni Egyetem Kiadó, 304 p. Hungarian Waterfowl Monitoring database

**Winter long-term trend:** Expert opinions Faragó S. (2006): A vonuló vízivad populációk fenntartásának alapjai Magyarországon. Doktori Értekezés. Mellékletek, 305 p. Faragó S. (2017): Magyar Vízivad Közlemények No. 29. Soproni Egyetemi Kiadó, 304 p. Hungarian Waterfowl Monitoring database

### Republic of Ireland

**Breeding population size:** Balmer, D., Gillings, S., Caffrey, B., Swan, B., Downie, I. & Fuller, R. (2013) Bird Atlas 2007-11 The breeding and wintering birds of Britain and Ireland. British Trust for Ornithology. Gibbons D.W., Reid J.B. & Chapman R.A. (1993) The New Atlas of Breeding Birds in Britain and Ireland 1988-1991. Poyser, London. Sharrock, J.T.R. (1976) The Atlas of Breeding Birds in Britain and Ireland. T. & AD Poyser.

## *Tachybaptus ruficollis* (Little Grebe)

### Republic of Ireland

<b>Breeding short-term trend:</b> Balmer, D., Gillings, S., Caffrey, B., Swan, B., Downie, I. & Fuller, R. (2013) Bird Atlas 2007-11 The breeding and wintering birds of Britain and Ireland. British Trust for Ornithology. Gibbons D.W., Reid J.B. & Chapman R.A. (1993) The New Atlas of Breeding Birds in Britain and Ireland 1988-1991. Poyser, London.
<b>Breeding long-term trend:</b> Balmer, D., Gillings, S., Caffrey, B., Swan, B., Downie, I. & Fuller, R. (2013) Bird Atlas 2007-11 The breeding and wintering birds of Britain and Ireland. British Trust for Ornithology. Gibbons D.W., Reid J.B. & Chapman R.A. (1993) The New Atlas of Breeding Birds in Britain and Ireland 1988-1991. Poyser, London. Sharrock, J.T.R. (1976) The Atlas of Breeding Birds in Britain and Ireland. T. & AD Poyser. Tucker, G.M. & Heath, M.F. (1994) Birds in Europe: their Conservation Status. Cambridge, U.K.: BirdLife International (BirdLife Conservation Series No. 3).
<b>Winter population size:</b> Burke, B., Lewis, L. J., Fitzgerald, N., Frost, T., Austin, G. & Tierney, T. D. (2018) Estimates of waterbird numbers wintering in Ireland, 2011/12 – 2015/16. Irish Birds 11, 1-12.
<b>Winter short-term trend:</b> Lewis, L. J., Burke, B., Fitzgerald, N., Tierney, T. D. & Kelly, S. (2019) Irish Wetland Bird Survey: Waterbird Status and Distribution 2009/10-2015/16. Irish Wildlife Manuals, No. 106. National Parks and Wildlife Service, Department of Culture, Heritage and the Gaeltacht, Ireland
<b>Winter long-term trend:</b> No long term trend can be calculated

### Italy

<b>Breeding population size:</b> Brichetti P., Fracasso G., 2018. The Birds of Italy. Vol. I. Anatidae-Alcidae. Ed. Belvedere, Latina (Italy), "historia naturae" (6), pp. 512.
<b>Breeding short-term trend:</b> No recent data available
<b>Breeding long-term trend:</b> Brichetti P., Meschini E., 1993. Stima delle popolazioni di uccelli nidificanti. In Meschini E., Frugis S., 1993. Atlante degli uccelli nidificanti in Italia. Suppl. Ric. Biol. Selvaggina, 20, 1-345.

### Kosovo

<b>Breeding population size:</b> Qenan Maxhuni
<b>Breeding short-term trend:</b> Qenan Maxhuni
<b>Breeding long-term trend:</b> Puzovic, S. et al. (2004): Birds of Serbia and Montenegro – Size of nesting populations. I trends: 1990-2002. Ciconia 12
<b>Winter population size:</b> Maxhuni, Q., Bino, T., Xeka, E., Sevo, B., Bejko, E. & Muhaxhiri, J. (2019) First International Waterbird Census (IWC) in Kosovo, MESP/KEPA

### Latvia

<b>Breeding population size:</b> Unpublished data for European Breeding Bird Atlas (2013-2017); Expert: Andris Dekants, andris.dekants@job.lv
<b>Breeding short-term trend:</b> Unpublished data for European Breeding Bird Atlas (2013-2017); Expert: Andris Dekants, andris.dekants@job.lv
<b>Breeding long-term trend:</b> No data available.
<b>Winter population size:</b> Aunins A., Stipniece A. 2016. [Waterfowl counts at the seacoast. Final report for the year 2016.] (in Latvian). Latvian Ornithological society Stipniece A. 2018. [Waterfowl counts in inland water bodies. Final report for the year 2018.] (in Latvian). Latvian Ornithological society <a href="http://www.putni.lv/tacruf.htm">http://www.putni.lv/tacruf.htm</a>
<b>Winter short-term trend:</b> Stipniece A. 2018. [Waterfowl counts in inland water bodies. Final report for the year 2018.] (in Latvian). Latvian Ornithological society
<b>Winter long-term trend:</b> Stipniece A. 2018. [Waterfowl counts in inland water bodies. Final report for the year 2018.] (in Latvian). Latvian Ornithological society

### Lithuania

<b>Breeding population size:</b> Expert working group of the Lithuanian Ornithological Society (lod@birdlife.lt) 2015-2018. Lietuvos perinčių paukščių atlaso duomenų bazė (Lithuanian Breeding Birds Atlas Database). Vilnius. Ministry of Environment of the Republic of Lithuania. 2012. Status and trends of bird populations (Article 12, Birds Directive 2009/147/EC) National Summary 2008-2012 Lithuania.
<b>Breeding short-term trend:</b> Expert working group of the Lithuanian Ornithological Society (lod@birdlife.lt) 2015-2018. Lietuvos perinčių paukščių atlaso duomenų bazė (Lithuanian Breeding Birds Atlas Database). Vilnius. Ministry of Environment of the Republic of Lithuania. 2012. Status and trends of bird populations (Article 12, Birds Directive 2009/147/EC) National Summary 2008-2012 Lithuania.
<b>Breeding long-term trend:</b> Logminas, V. (ed.). 1991. Lietuvos fauna: paukščiai. Vilnius: „Mokslas“. Švažas S., Meissner W., Serebryakov V., Kozulin A., Grishanov G. 2001. Changes of wintering sites of waterfowl in Central and Eastern Europe. Vilnius: OMPO Special Publication. OMPO Vilnius. 2002. Migratory Birds of the Western Palearctic. Vilnius: MOS. Švažas S., Vilksne J., Kuresoo A., Kozulin A. 2003. The Garganey and Shoveler in the Baltic States and Belarus. Vilnius: OMPO Special Publications. Raudonikis L. 2004. Important Bird Areas of the European Union Importance in Lithuania. Lithuanian Ornithological Society & Institute of Ecology of Vilnius University. Lutute, Vilnius. Jusys, V., Karalius, S., Raudonikis, L. 2012. Lietuvos paukščių pažinimo vadovas. Kaunas: „Lututė“. Ministry of Environment of the Republic of Lithuania. 2012. Status and trends of bird populations (Article 12, Birds Directive 2009/147/EC) National Summary 2008-2012 Lithuania. Expert working group of the Lithuanian Ornithological Society (lod@birdlife.lt) 2015-2018. Lietuvos perinčių paukščių atlaso duomenų bazė (Lithuanian Breeding Birds Atlas Database). Vilnius.
<b>Winter population size:</b> Castren K. 2014. Birds of the Curonian Spit. Vilnius: Petro Ofsetas. Ministry of Environment of the Republic of Lithuania. 2012. Status and trends of bird populations (Article 12, Birds Directive 2009/147/EC) National Summary 2008-2012 Lithuania.
<b>Winter short-term trend:</b> Castren K. 2014. Birds of the Curonian Spit. Vilnius: Petro Ofsetas. Ministry of Environment of the Republic of Lithuania. 2012. Status and trends of bird populations (Article 12, Birds Directive 2009/147/EC) National Summary 2008-2012 Lithuania.
<b>Winter long-term trend:</b> Logminas, V. (ed.). 1991. Lietuvos fauna: paukščiai. Vilnius: „Mokslas“. Švažas S., Meissner W., Serebryakov V., Kozulin A., Grishanov G. 2001. Changes of wintering sites of waterfowl in Central and Eastern Europe. Vilnius: OMPO Special Publication. OMPO Vilnius. 2002. Migratory Birds of the Western Palearctic. Vilnius: MOS. Švažas S., Vilksne J., Kuresoo A., Kozulin A. 2003. The Garganey and Shoveler in the Baltic States and Belarus. Vilnius: OMPO Special Publications. Raudonikis L. 2004. Important Bird Areas of the European Union Importance in Lithuania. Lithuanian Ornithological Society & Institute of Ecology of Vilnius University. Lutute, Vilnius. Vilksne J., Švažas S., Czajkowski A., Janaus M., Mischenko A., Kozulin A., Kuresoo A., Serebryakov V. 2010. Atlas of Duck Populations in Eastern Europe. Vilnius: „Aksis“. Nordic Council of Ministers. 2011. Waterbird Populations and Pressures in the Baltic Sea. Copenhagen: Rosendahls Bogtrykkeri AS. Jusys, V., Karalius, S., Raudonikis, L. 2012. Lietuvos paukščių pažinimo vadovas. Kaunas: „Lututė“. Ministry of Environment of the Republic of Lithuania. 2012. Status and trends of bird populations (Article 12, Birds Directive 2009/147/EC) National Summary 2008-2012 Lithuania. Castren K. 2014. Birds of the Curonian Spit. Vilnius: Petro Ofsetas.

### Luxembourg

<b>Breeding population size:</b> Konter A. (2010): Wasservogel an der Sauer im Raum Echternach: Bestand und Ausblick. Wissenschaftliche Berichte, 25: 41-55; Konter A. (2011): Hohe Populationsdichte und früher Brutbeginn des Zwergtauchers <i>Tachybaptus ruficollis</i> . Regulus Wissenschaftliche Berichte, 26: 27-29; Ornitho.lu (2018): online database natur&environnement asbl & Dachverband Deutscher Avifaunisten (DDA) e.V.; Luxembourg Recorder (2018): database Musée national d'histoire naturelle; Luxembourg Lorgé P., E. Melchior (2016): Die Vögel Luxemburgs. Natur&environnement Luxembourg. ISBN: 978-2-919920-01-3
--

## *Tachybaptus ruficollis* (Little Grebe)

### Luxembourg

**Breeding short-term trend:** Konter A. (2010): Wasservögel an der Sauer im Raum Echternach: Bestand und Ausblick. Wissenschaftliche Berichte, 25: 41-55; Konter A. (2011): Hohe Populationsdichte und früher Brutbeginn des Zwergtauchers *Tachybaptus ruficollis*. Regulus Wissenschaftliche Berichte, 26: 27-29; Ornitho.lu (2018): online database natur&ëmweilt asbl & Dachverband Deutscher Avifaunisten (DDA) e.V.; Luxembourg Lorgé P., E. Melchior (2016): Die Vögel Luxemburgs. Natur&ëmweilt Luxembourg. ISBN: 978-2-919920-01-3; Luxembourg Recorder (2018): database Musée national d'histoire naturelle; LUXOR (2018): natur&ëmweilt – Bird-database, Luxembourg

**Breeding long-term trend:** Melchior E., E. Mentgen, R. Peltzer, R. Schmitt, J. Weiss (1987): Atlas der Brutvögel Luxemburgs. Lëtzebuurger Natur- a Vulleschutzliga. Kremer-Muller & Cie, Foetz, Luxembourg Konter A. (2010): Wasservögel an der Sauer im Raum Echternach: Bestand und Ausblick. Wissenschaftliche Berichte, 25: 41-55; Konter A. (2011): Hohe Populationsdichte und früher Brutbeginn des Zwergtauchers *Tachybaptus ruficollis*. Regulus Wissenschaftliche Berichte, 26: 27-29; Lorgé P., E. Melchior (2016): Die Vögel Luxemburgs. Natur&ëmweilt Luxembourg. ISBN: 978-2-919920-01-3; Ornitho.lu (2018): online database natur&ëmweilt asbl & Dachverband Deutscher Avifaunisten (DDA) e.V.; Luxembourg Recorder (2018): database Musée national d'histoire naturelle; Luxembourg ; LUXOR (2018): natur&ëmweilt – Bird-database, Luxembourg

### North Macedonia

**Breeding population size:** unpublished data from the European Breeding Bird Atlas 2

**Breeding short-term trend:** unpublished data from the European Breeding Bird Atlas 2

**Winter population size:** unpublished data of the Macedonian Ecological Society

**Winter short-term trend:** unpublished IWC data of the Macedonian Ecological Society

**Winter long-term trend:** Micevski, B. (1991). Faunistical analysis and structure of Dojran Lake winter ornithofauna. God. zb., Biol. 43–44: 65–73; Micevski, B. (1999). Winter census of the waterfowl on the Macedonian part of Ohrid Lake in January 1998 (with structural, dietary and evaluation analyses). In: Special issues of Macedonian Ecological Society. pp. 313–323. MES.; Micevski, B. (1992). Structural and faunistical characteristics of the Prespa Lake winter ornithofauna. God. zb., Biol. 45: 51–55; Micevski, B., Schneider, M. (1997). Winter census of waterfowl in Macedonian part of Prespa Lake in January 1997 (with structural, dietary and evaluation analyses). In: Towards Integrated Conservation and Sustainable Development of Transboundary Macro and Micro Prespa Lakes pp. 160–164. Towards Integrated Conservation and Sustainable Development of Transboundary Macro and Micro Prespa Lakes. Preservation and Protection of Natural Environment in Albania, Korcha, Albania.; Micevski, B. (1996). Ohrid Lake winter ornithofauna (Faunistical and Structural Characteristics). God. Zb., Biol. 49: 85–93; Fremuth, W., Bino, T., Bego, F., Jorgo, G., Micevski, B., Anastasovski, V., Tzvetkov, T., Hristov, I., Schneider-Jacoby, M., Shumka, S. (2000). Four years of simultaneous wintering waterbird census at the Ohrid and Prespa Lakes 1997-2000. In: Grupche, Lj. & Kungulovski, Gj. (eds.). Proceedings of the International Symposium 'Sustainable development of Prespa Region' pp. 28–38. Macedonian Ecological Society; Catsadorakis, G., Aleksi, P., Avramoski, O., Bino, T., Bojadzi, A., Brajanoski, Z., Fremuth, W., Kazoglou, Y., Koutseri, I., Logotheti, A., Malakou, M., Nikolaou, H., Nikolaou, L., Putiliin, K., Shumka, S., Uzunova, D., Veleviski, M. (2013). Waterbirds wintering at the Prespa lakes as revealed by simultaneous counts in the three adjoining littoral states. Macedonian Journal of Ecology and Environment 15(1): 23–31; unpublished IWC data of the Macedonian Ecological Society

### Malta

**Breeding population size:** 'Malta Breeding Bird Atlas 2018' in preparation, (included a complete breeding bird population census in Malta together with a wintering bird census in 2017-2018 Birdlife Malta Wintering counts 2017-2018 (unpublished data)

**Breeding short-term trend:** Malta Breeding Bird Atlas (2018) in preparation, (included a complete breeding bird population census in Malta together with a wintering bird census in 2017-2018) Sultana, J., Borg, J.J., Gauci, C. & Falzon, V. (2011): The Breeding Birds of Malta. Malta: BirdLife Malta & BDL Publishing. Raine, A., Sultana, J. & Gillings, S. (2009) Malta Breeding Bird Atlas 2008, Malta: BirdLife Malta.

**Breeding long-term trend:** 'Malta Breeding Bird Atlas 2018' in preparation, (included a complete breeding bird population census in Malta together with a wintering bird census in 2017-2018 Birdlife Malta Wintering counts 2017-2018 (unpublished data) Breeding Bird Atlas 2008. Malta: Birdlife Baldacchino, A.E. & Azzopardi, J. (2012): Breeding Birds of the Maltese Islands- a scientific and historical review. Malta: Mala Sultana, J., Borg, J.J., Gauci, C. & Falzon, V. (2011): The Breeding Birds of Malta. Malta: BirdLife Malta & BDL Publishing. BirdLife International (2004) Birds in Europe: population estimates, trends and conservation status. BirdLife International (BirdLife Conservation Series No. 12), Cambridge, UK.

**Winter population size:** 'Malta Breeding Bird Atlas 2018' in preparation, (included a complete breeding bird population census in Malta together with a wintering bird census in 2017-2018 Birdlife Malta Wintering counts 2017-2018 (unpublished data)

**Winter short-term trend:** BirdLife International (2017)European birds of conservation concern:populations, trends and national responsibilitiesCambridge, UK: BirdLife International Pan-European Common Bird Monitoring Scheme (PECBMS) (2018) Trends of common birds in Europe, [https://pecbms.info/trends\\_2018/](https://pecbms.info/trends_2018/) Sultana, J., Borg, J.J., Gauci, C. & Falzon, V. (2011): The Breeding Birds of Malta. Malta: BirdLife Malta & BDL Publishing. Raine, A., Sultana, J. & Gillings, S. (2009) Malta Breeding Bird Atlas 2008, Malta: BirdLife Malta.

**Winter long-term trend:** BirdLife International (2017)European birds of conservation concern:populations, trends and national responsibilitiesCambridge, UK: BirdLife International Pan-European Common Bird Monitoring Scheme (PECBMS) (2018) Trends of common birds in Europe, [https://pecbms.info/trends\\_2018/](https://pecbms.info/trends_2018/) Sultana, J., Borg, J.J., Gauci, C. & Falzon, V. (2011): The Breeding Birds of Malta. Malta: BirdLife Malta & BDL Publishing. Raine, A., Sultana, J. & Gillings, S. (2009) Malta Breeding Bird Atlas 2008, Malta: BirdLife Malta.

### Moldova

**Breeding population size:** Moldova's contribution for the second European Breeding Bird Atlas (EBBA2)

**Breeding short-term trend:** SPPN expert opinion (sppn.moldova@gmail.com)

**Breeding long-term trend:** SPPN expert opinion (sppn.moldova@gmail.com)

**Winter population size:** International Waterbird Census

**Winter short-term trend:** SPPN expert opinion (sppn.moldova@gmail.com)

**Winter long-term trend:** SPPN expert opinion (sppn.moldova@gmail.com)

### Montenegro

**Breeding population size:** Saveljić, D (2014):Unpub.data

**Winter population size:** IWC reports (20013-2018): Dubak, Vešović, N., Jovičević, M., Vizi O., Vizi,A.

### Netherlands

**Breeding population size:** Sovon Bird atlas (Sovon 2018)

**Breeding short-term trend:** NEM (Sovon, RWS, CBS, provinces)

## *Tachybaptus ruficollis* (Little Grebe)

### Netherlands

<b>Breeding long-term trend:</b> NEM (Sovon, RWS, CBS, provinces)
<b>Winter population size:</b> NEM waterbird monitoring scheme (Sovon, RWS, CBS, provinces)
<b>Winter short-term trend:</b> NEM waterbird monitoring scheme (Sovon, RWS, CBS, provinces)
<b>Winter long-term trend:</b> NEM waterbird monitoring scheme (Sovon, RWS, CBS, provinces)

### Norway

<b>Breeding population size:</b> Shimmings P. & Øien, I.J. 2015. Bestandsestimater og trender for norske hekkfugler. NOF-rapport 2015-2.
<b>Breeding short-term trend:</b> Dvergdykker <i>Tachybaptus ruficollis</i> , unpublished factsheet BirdLife Norway
<b>Breeding long-term trend:</b> Shimmings, P. & Øien, I.J. 2015. Bestandsestimater for norske hekkfugler. NOF Rapport 2-2015. 268 pp.
<b>Winter population size:</b> (a) Dvergdykker <i>Tachybaptus ruficollis</i> , unpublished factsheet BirdLife Norway, (b) Svorkmo-Lundberg, T., Bakken, V., Helberg, M., Mørk, K., Røer, J.E. & Sæbø, S. 2006. Norsk VinterfuglAtlas. Fuglenes utbredelse, bestandsstørrelse og økologi vinterstid. Norsk Ornitologisk Forening, Trondheim. 496 pp.
<b>Winter short-term trend:</b> (a) Dvergdykker <i>Tachybaptus ruficollis</i> , unpublished factsheet BirdLife Norway, (b) Svorkmo-Lundberg, T., Bakken, V., Helberg, M., Mørk, K., Røer, J.E. & Sæbø, S. 2006. Norsk VinterfuglAtlas. Fuglenes utbredelse, bestandsstørrelse og økologi vinterstid. Norsk Ornitologisk Forening, Trondheim. 496 pp.

### Poland

<b>Breeding population size:</b> Chodkiewicz T., Kuczyński L., Sikora A., Chylarecki P., Neubauer G., Ławicki L., Stawarczyk T. 2015. Ocena liczebności populacji ptaków lęgowych w Polsce w latach 2008–2012. Ornis Polonica 56: 149-189; expert assessment
<b>Breeding short-term trend:</b> State Environmental Monitoring / Chief Inspectorate of Environmental Protection (survey: MPM)
<b>Breeding long-term trend:</b> Chief Inspectorate of Environmental Protection & Polish Society for the Protection of Birds (OTOP) / BirdLife Poland

### Portugal

<b>Breeding population size:</b> eBird (2019). eBird: An online database of bird distribution and abundance [web application]. eBird, Ithaca, New York. Available: <a href="http://www.ebird.org/portugal/home">http://www.ebird.org/portugal/home</a> . (Accessed: October 22, 2018).
<b>Breeding short-term trend:</b> eBird: An online database of bird distribution and abundance [web application]. eBird, Ithaca, New York. Available: <a href="http://www.ebird.org/po">http://www.ebird.org/po</a>
<b>Breeding long-term trend:</b> eBird: An online database of bird distribution and abundance [web application]. eBird, Ithaca, New York. Available: <a href="http://www.ebird.org/po">http://www.ebird.org/po</a> ; Relatório Nacional Directiva Aves (2008-2012).

### Romania

<b>Breeding population size:</b> Ornitodata (Romanian Ornithological Society) Database, OpenBirdMaps (Milvus Group) Database, Rombird (Romanian Rarity Commission) Database
<b>Breeding short-term trend:</b> Ornitodata (Romanian Ornithological Society) Database, OpenBirdMaps (Milvus Group) Database, Rombird (Romanian Rarity Commission) Database
<b>Breeding long-term trend:</b> Ornitodata (Romanian Ornithological Society) Database, OpenBirdMaps (Milvus Group) Database, Rombird (Romanian Rarity Commission) Database
<b>Winter population size:</b> International Waterbird Census, Romania, Ornitodata (Romanian Ornithological Society) Database, OpenBirdMaps (Milvus Group) Database
<b>Winter short-term trend:</b> International Waterbird Census, Romania, Ornitodata (Romanian Ornithological Society) Database, OpenBirdMaps (Milvus Group) Database
<b>Winter long-term trend:</b> International Waterbird Census, Romania, Ornitodata (Romanian Ornithological Society) Database, OpenBirdMaps (Milvus Group) Database

### Russia

<b>Breeding population size:</b> Voltzit & Kalyakin 2013-2019; Database of the project on Atlas of breeding birds of European Russia
<b>Breeding short-term trend:</b> Belik unpublished. <a href="mailto:vpbelik@mail.ru">vpbelik@mail.ru</a>
<b>Breeding long-term trend:</b> Belik unpublished. <a href="mailto:vpbelik@mail.ru">vpbelik@mail.ru</a>

### Serbia

<b>Breeding population size:</b> EBBA2 project; Puzović, S., Radišić, D., Ružić, M., Rajković, D., Radaković, M., Pantović, U., Janković, M., Stojnić, N., Šćiban, M., Tucakov, M., Gergelj, J., Sekulić, G., Agošton, A. & Raković, M. 2015. Birds of Serbia: Breeding Population Estimates and Trends for the Period 2008-2013. Bird protection and study society of Serbia, and Department of Biology and Ecology, Faculty of Sciences, University of Novi Sad, Novi Sad.
<b>Breeding short-term trend:</b> EBBA2 project; Puzović, S., Radišić, D., Ružić, M., Rajković, D., Radaković, M., Pantović, U., Janković, M., Stojnić, N., Šćiban, M., Tucakov, M., Gergelj, J., Sekulić, G., Agošton, A. & Raković, M. 2015. Birds of Serbia: Breeding Population Estimates and Trends for the Period 2008-2013. Bird protection and study society of Serbia, and Department of Biology and Ecology, Faculty of Sciences, University of Novi Sad, Novi Sad.
<b>Breeding long-term trend:</b> Puzović, S., Radišić, D., Ružić, M., Rajković, D., Radaković, M., Pantović, U., Janković, M., Stojnić, N., Šćiban, M., Tucakov, M., Gergelj, J., Sekulić, G., Agošton, A. & Raković, M. 2015. Birds of Serbia: Breeding Population Estimates and Trends for the Period 2008-2013. Bird protection and study society of Serbia, and Department of Biology and Ecology, Faculty of Sciences, University of Novi Sad, Novi Sad.
<b>Winter population size:</b> IWC database
<b>Winter short-term trend:</b> IWC database
<b>Winter long-term trend:</b> IWC database; Bioras database <a href="http://www.bioras.petnica.rs/home.php">http://www.bioras.petnica.rs/home.php</a>

### Slovakia

<b>Breeding population size:</b> Coordinatory group for reporting 2019. Danko Štefan, Darolová Alžbeta, Krištin Anton: Rozšírenie vtákov na Slovensku. VEDA, vyd. SAV Bratislava, 2002.
<b>Breeding short-term trend:</b> Coordinatory group for reporting 2019, AVES-Symfony Database 2013-2018, KIMS Database 2013-2018. Danko Štefan, Darolová Alžbeta, Krištin Anton: Rozšírenie vtákov na Slovensku. VEDA, vyd. SAV Bratislava, 2002.

## *Tachybaptus ruficollis* (Little Grebe)

### Slovakia

<b>Breeding long-term trend:</b> Coordinatory group for reporting 2019, AVES-Symfony Database 2013-2018, KIMS Database 2013-2018. Danko Štefan, Darolová Alžbeta, Krištin Anton: Rozšírenie vtákov na Slovensku. VEDA, vyd. SAV Bratislava, 2002.
<b>Winter population size:</b> Coordinatory group for reporting 2019. Slabeyová K., Ridzoň J., Karaska D., Topercer J. & Darolová A. 2011: Správa zo zimného sčítania vodného vtáctva na Slovensku 2009/10, SOS/BirdLife Slovensko, Bratislava, 160 s.
<b>Winter short-term trend:</b> Coordinatory group for reporting 2019, AVES-Symfony Database 2013-2018, KIMS Database 2013-2018. Slabeyová K., Ridzoň J., Karaska D., Topercer J. & Darolová A. 2011: Správa zo zimného sčítania vodného vtáctva na Slovensku 2009/10, SOS/BirdLife Slovensko, Bratislava, 160 s.
<b>Winter long-term trend:</b> Coordinatory group for reporting 2019, AVES-Symfony Database 2013-2018, KIMS Database 2013-2018. Slabeyová K., Ridzoň J., Karaska D., Topercer J. & Darolová A. 2011: Správa zo zimného sčítania vodného vtáctva na Slovensku 2009/10, SOS/BirdLife Slovensko, Bratislava, 160 s.

### Slovenia

<b>Breeding population size:</b> Mihelič T., Krnel P., Denac K., Koce U., Vrezec A., Denac D. (eds.) (2019): Atlas ptic Slovenije. Popis gnezdilk 2002–2017. – DOPPS, Ljubljana.
<b>Breeding short-term trend:</b> There are no sources.
<b>Breeding long-term trend:</b> There are no sources
<b>Winter population size:</b> Božič L. (2013): Rezultati januarskega štetja vodnih ptic leta 2013 v Sloveniji. – <i>Acrocephalus</i> 34 (156/157): 93–103. Božič L. (2014): Rezultati januarskega štetja vodnih ptic leta 2014 v Sloveniji. – <i>Acrocephalus</i> 35 (160/161): 73–83. Božič L. (2015): Rezultati januarskega štetja vodnih ptic leta 2015 v Sloveniji. – <i>Acrocephalus</i> 36 (164/165): 57–67. Božič L. (2016): Rezultati januarskega štetja vodnih ptic leta 2016 v Sloveniji. – <i>Acrocephalus</i> 37 (170/171): 209–219. Božič L. (2017): Rezultati januarskega štetja vodnih ptic leta 2017 v Sloveniji. – <i>Acrocephalus</i> 38 (174/175): 203–215. Božič L. (2018): Rezultati januarskega štetja vodnih ptic leta 2018 v Sloveniji. – <i>Acrocephalus</i> 39 (178/179): xx–xx.
<b>Winter short-term trend:</b> Božič L. (2007): Rezultati januarskega štetja vodnih ptic leta 2007 v Sloveniji. – <i>Acrocephalus</i> 28 (132): 23–31. Božič L. (2008a): Rezultati januarskega štetja vodnih ptic leta 2008 v Sloveniji. – <i>Acrocephalus</i> 29 (136): 39–49. Božič L. (2008b): Rezultati januarskega štetja vodnih ptic leta 2009 v Sloveniji. – <i>Acrocephalus</i> 29 (138/139): 169–179. Božič L. (2010): Rezultati januarskega štetja vodnih ptic leta 2010 v Sloveniji. – <i>Acrocephalus</i> 31 (145/146): 131–141. Božič L. (2011): Rezultati januarskega štetja vodnih ptic leta 2011 v Sloveniji. – <i>Acrocephalus</i> 32 (148/149): 67–77. Božič L. (2012): Rezultati januarskega štetja vodnih ptic leta 2012 v Sloveniji. – <i>Acrocephalus</i> 33 (152/153): 109–119. Božič, L. (2008): Monitoring populacij izbranih vrst ptic – Zimsko štetje vodnih ptic 2002–2008. Končno poročilo. – DOPPS, Maribor. Rubinič, B. & Božič, L. (2009): Monitoring populacij izbranih vrst ptic. Rezultati zimskega štetja vodnih ptic 2009, rezultati popisov preleta ujed v jesenski sezoni 2008. 2. vmesno poročilo. – DOPPS, Ljubljana. Božič, L. (2010): Monitoring populacij izbranih ciljnih vrst ptic – Zimsko štetje vodnih ptic. Poročilo. – DOPPS, Ljubljana. Božič, L. (2011): Monitoring populacij izbranih ciljnih vrst ptic – Zimsko štetje vodnih ptic. Poročilo. – DOPPS, Ljubljana.
<b>Winter long-term trend:</b> Birdlife International (2004): Birds in Europe: population estimates, trends and conservation status. BirdLife Conservation Series No. 12. – Birdlife International, Cambridge. Sovinc, A. (1994): Zimski ornitološki atlas Slovenije. – Tehniška založba Slovenije, Ljubljana.

### Spain

<b>Breeding population size:</b> Información procedente de las Comunidades Autónomas. Palomino, D. & Molina, B. (Eds) (2009). Aves acuáticas reproductoras en España, Población en 2007 y método de censo. Seguimiento de Aves 26. SEO/BirdLife. Madrid. 210 pp. ( <a href="https://www.miteco.gob.es/es/biodiversidad/temas/inventarios-nacionales/26_aves_acuaticas_reproductoras_tcm30-208250.pdf">https://www.miteco.gob.es/es/biodiversidad/temas/inventarios-nacionales/26_aves_acuaticas_reproductoras_tcm30-208250.pdf</a> )
<b>Breeding short-term trend:</b> Información procedente de las Comunidades Autónomas.
<b>Breeding long-term trend:</b> Información procedente de las Comunidades Autónomas. Martí, R. & del Moral, J.C. (Eds.) (2003). Atlas de las Aves Reproductoras de España. Dirección General de Conservación de la Naturaleza- Sociedad Española de Ornitología. Madrid, 733 pp. ( <a href="https://www.miteco.gob.es/es/biodiversidad/temas/inventarios-nacionales/inventario-especies-terrestres/inventario-nacional-de-biodiversidad/ieet_aves_atlas.aspx">https://www.miteco.gob.es/es/biodiversidad/temas/inventarios-nacionales/inventario-especies-terrestres/inventario-nacional-de-biodiversidad/ieet_aves_atlas.aspx</a> )
<b>Winter population size:</b> Información procedente de las Comunidades Autónomas. SEO/BirdLife (2018). Censos de aves acuáticas. ( <a href="http://www.acuaticas.org/WebForms/ConsultaContenidos/Paginas/RealMapasDistAbunEspecie.aspx">http://www.acuaticas.org/WebForms/ConsultaContenidos/Paginas/RealMapasDistAbunEspecie.aspx</a> )
<b>Winter short-term trend:</b> Información procedente de las Comunidades Autónomas. SEO/BirdLife (2012). Atlas de las aves en invierno en España 2007-2010. Ministerio de Agricultura, Alimentación y Medio Ambiente-SEO/ BirdLife. Madrid. 817 pp. ( <a href="https://www.miteco.gob.es/es/biodiversidad/temas/inventarios-nacionales/atlas_aves_invierno_tcm30-198034.pdf">https://www.miteco.gob.es/es/biodiversidad/temas/inventarios-nacionales/atlas_aves_invierno_tcm30-198034.pdf</a> ) SEO/BirdLife (2018). Censos de aves acuáticas. ( <a href="http://www.acuaticas.org/WebForms/ConsultaContenidos/Paginas/RealMapasDistAbunEspecie.aspx">http://www.acuaticas.org/WebForms/ConsultaContenidos/Paginas/RealMapasDistAbunEspecie.aspx</a> )
<b>Winter long-term trend:</b> Información procedente de las Comunidades Autónomas. SEO/BirdLife (2012). Atlas de las aves en invierno en España 2007-2010. Ministerio de Agricultura, Alimentación y Medio Ambiente-SEO/ BirdLife. Madrid. 817 pp. ( <a href="https://www.miteco.gob.es/es/biodiversidad/temas/inventarios-nacionales/atlas_aves_invierno_tcm30-198034.pdf">https://www.miteco.gob.es/es/biodiversidad/temas/inventarios-nacionales/atlas_aves_invierno_tcm30-198034.pdf</a> ) SEO/BirdLife (2018). Censos de aves acuáticas. ( <a href="http://www.acuaticas.org/WebForms/ConsultaContenidos/Paginas/RealMapasDistAbunEspecie.aspx">http://www.acuaticas.org/WebForms/ConsultaContenidos/Paginas/RealMapasDistAbunEspecie.aspx</a> )

### Sweden

<b>Breeding population size:</b> Ottosson, U., Ottvall, R., Elmberg, J., Green, M., Gustafsson, R., Haas, F., Holmqvist, N., Lindström, Å., Nilsson, L., Svensson, M., Svensson, S. & Tjernberg, M. 2012. Fåglarna i Sverige – antal och förekomst. SOF, Halmstad. Swedish Bird Survey. BirdLife Sverige, Annual Bird reports.
<b>Breeding short-term trend:</b> Species observation system. BirdLife Sverige - yearly reports in Fågelåret
<b>Breeding long-term trend:</b> Expert judgement

### Switzerland

<b>Breeding population size:</b> Knaus, P., S. Antoniazza, S. Wechsler, J. Guélat, M. Kéry, N. Strebel & T. Sattler (2018): Swiss Breeding Bird Atlas 2013–2016. Distribution and population trends of birds in Switzerland and Liechtenstein. Swiss Ornithological Institute, Sempach.
<b>Breeding short-term trend:</b> <a href="https://www.vogelwarte.ch/en/projects/population-trends/breeding-population-indices/">https://www.vogelwarte.ch/en/projects/population-trends/breeding-population-indices/</a>
<b>Breeding long-term trend:</b> <a href="https://www.vogelwarte.ch/en/projects/population-trends/breeding-population-indices/">https://www.vogelwarte.ch/en/projects/population-trends/breeding-population-indices/</a>
<b>Winter population size:</b> Strebel, N. (2019): Überwinternde Wasservögel in der Schweiz: Ergebnisse der Wasservogelzählungen 2018/2019. Schweizerische Vogelwarte, Sempach./Strebel, N. (2019): Monitoring hivernal des oiseaux d'eau en Suisse: Résultats des recensements des oiseaux d'eau 2018/2019. Station ornithologique suisse, Sempach.
<b>Winter short-term trend:</b> Strebel, N. (2019): Überwinternde Wasservögel in der Schweiz: Ergebnisse der Wasservogelzählungen 2018/2019. Schweizerische Vogelwarte, Sempach./Strebel, N. (2019): Monitoring hivernal des oiseaux d'eau en Suisse: Résultats des recensements des oiseaux d'eau 2018/2019. Station ornithologique suisse, Sempach.

## *Tachybaptus ruficollis* (Little Grebe)

### Switzerland

**Winter long-term trend:** Strebel, N. (2019): Überwinternde Wasservögel in der Schweiz: Ergebnisse der Wasservogelzählungen 2018/2019. Schweizerische Vogelwarte, Sempach./Strebel, N. (2019): Monitoring hivernal des oiseaux d'eau en Suisse: Résultats des recensements des oiseaux d'eau 2018/2019. Station ornithologique suisse, Sempach.

### Turkey

**Breeding population size:** Birdlife International (2004) Birds in Europe: population estimates, trends and conservation status, Cambridge UK: Birdlife International (Birdlife Conservation series no: 12) Kusbank Bird Database (Ebird) Kirwan G.M., Boyla K. A., Castell P., Demirci B., Özen M., Welch H., Marlow T., 2008, Birds of Turkey. Londra, Christopher Helm, 978-1-4081-0475-

**Winter population size:** Ebird Database and Midwinter Fowl Counts (2013-2018), Birdlife Estimate

**Winter short-term trend:** Midwinter bird counts 2012-2019

**Winter long-term trend:** Midwinter bird counts 1980-2019 and Historical Records come from OSME and other midwinter counts

### Ukraine

**Breeding population size:** Atlas work, non-published data

### United Kingdom

**Breeding population size:** Baseline = Gibbons, D.W., Reid, J.B. & Chapman, R.A. 1993. The New Atlas of Breeding Birds in Britain and Ireland: 1988-1991. Poyser, London. Extrapolation using Breeding Bird Survey monitoring trends since 1988-1991 (Harris, S.J., Massimino, D., Gillings, S., Eaton, M.A., Noble, D.G., Balmer, D.E., Procter, D., PearceHiggins, J.W. & Woodcock, P. 2018. The Breeding Bird Survey 2017. BTO Research Report 706 British Trust for Ornithology, Thetford. <https://www.bto.org/sites/default/files/bbs-report-2017.pdf>)

**Breeding short-term trend:** BTO Waterways Bird Survey/Waterways Breeding Bird Survey <https://www.bto.org/about-birds/birdtrends/2018>

**Breeding long-term trend:** BTO Waterways Bird Survey/Waterways Breeding Bird Survey <https://www.bto.org/about-birds/birdtrends/2018>

**Winter population size:** Frost, T.M., Austin, G.E., Hearn, R.D., McAvoy, S.G., Robinson, A., Stroud, D.A., Woodward, I.D. & Wotton, S.R. 2019. Population estimates of wintering waterbirds in Great Britain. *British Birds* 112: 130-145. 112: 130-145. Burke, B., Lewis, L.J., Frost, T., Austin, G. & Tierney, T.D. 2019. Estimates of waterbird numbers wintering in Ireland, 2011/12 - 2015/16. *Irish Birds* in press.

**Winter short-term trend:** Frost, T.M., Austin, G.E., Calbrade, N.A., Mellan, H.J., Hearn, R.D., Stroud, D.A., Wotton, S.R. & Balmer, D.E. (2018). Waterbirds in the UK 2016/17: The Wetland Bird Survey. BTO, RSPB and JNCC, in association with WWT. British Trust for Ornithology, Thetford. 40 pp.

**Winter long-term trend:** Frost, T.M., Austin, G.E., Calbrade, N.A., Mellan, H.J., Hearn, R.D., Stroud, D.A., Wotton, S.R. & Balmer, D.E. (2018). Waterbirds in the UK 2016/17: The Wetland Bird Survey. BTO, RSPB and JNCC, in association with WWT. British Trust for Ornithology, Thetford. 40 pp.

## Bibliography

- Balmaki, B. and Barati, A. 2006. Harvesting status of migratory waterfowl in northern Iran: a case study from Gilan Province. In: Boere, G., Galbraith, C. and Stroud, D. (eds), *Waterbirds around the world*, pp. 868-869. The Stationary Office, Edinburgh, UK.
- Bird, J. P., Martin, R., Akçakaya, H. R., Gilroy, J., Burfield, I. J., Garnett, S. G., Symes, A., Taylor, J., Sekercioglu, Ç. H. and Butchart, S. H. M. 2020. Generation lengths of the world's birds and their implications for extinction risk. *Conservation Biology* 34(5): 1252-1261. DOI: 10.1111/cobi.13486.
- Brazil, M. 2009. *Birds of East Asia: eastern China, Taiwan, Korea, Japan, eastern Russia*. Christopher Helm, London.
- Brown, L.H., Urban, E.K. and Newman, K. 1982. *The Birds of Africa, Volume I*. Academic Press, London.
- Delany, S. and Scott, D. 2006. *Waterbird population estimates*. Wetlands International, Wageningen, The Netherlands.
- Fjeldså, J. 2004. *The grebes*. Oxford University Press, Oxford, U.K.
- Konter, A. 2001. *Grebes of our world*. Lynx Edicions, Barcelona.
- Llimona, F., del Hoyo, J., Christie, D.A., Jutglar, F., Garcia, E.F.J. and Kirwan, G.M. 2014. Little Grebe (*Tachybaptus ruficollis*). In: J. del Hoyo, A. Elliott, J. Sargatal, D.A. Christie & E. de Juana (eds), *Handbook of the Birds of the World Alive*, Lynx Edicions, Barcelona.
- Melville, D.S. and Shortridge, K.F. 2006. Migratory waterbirds and avian influenza in the East Asian-Australasian Flyway with particular reference to the 2003-2004 H5N1 outbreak. In: G. Boere, C. Galbraith & D. Stroud (eds), *Waterbirds around the World*, pp. 432-438. The Stationery Office, Edinburgh, U.K.
- O'Donnel, C. and Fjeldså, J. 1997. *Grebes: Status survey and conservation action plan*. IUCN/SSC Grebe Specialist Group, Cambridge, U.K.
- Santoul, F. and Mastroiillo, S. 2004. Gravel pits as new wetlands for the little grebe *Tachybaptus ruficollis*. *Vie et Milieu* 54(1): 31-36.
- Snow, D.W. and Perrins, C.M. 1998. *The Birds of the Western Palearctic, Volume 1: Non-Passerines*. Oxford University Press, Oxford.
- del Hoyo, J., Elliot, A. & Sargatal, J. (ed.). 1992. *Handbook of the Birds of the World, Vol. 1: Ostrich to Ducks*. Lynx Edicions, Barcelona, Spain.