



THE IUCN RED LIST
OF THREATENED SPECIES™



***Anthus spinoletta* (Water Pipit)**

European Red List of Birds

Supplementary Material

The European Union (EU28) Red List assessments were based principally on the official data reported by EU Member States to the European Commission under Article 12 of the Birds Directive in 2019-20. For the European Red List assessments, similar data were sourced from BirdLife Partners and other collaborating experts in other European countries and territories. For more information, see BirdLife International (2021).

Contents

Reported national population sizes and trends
Trend maps of reported national population data
Sources of reported national population data
Species factsheet bibliography

Recommended citation

BirdLife International (2021) European Red List of Birds. Luxembourg: Publications Office of the European Union.

Further information

<http://datazone.birdlife.org/info/euroredlist>
<http://www.birdlife.org/europe-and-central-asia/european-red-list-birds-0>
<http://www.iucnredlist.org/regions/europe>
<http://ec.europa.eu/environment/nature/conservation/species/redlist/>

Data requests and feedback

To request access to these data in electronic format, provide new information, correct any errors or provide feedback, please email science@birdlife.org.

Anthus spinoletta (Water Pipit)

Table 1. Reported national breeding population size and trends in Europe¹.

Country (or territory) ²	Population estimate				Short-term population trend ⁵				Long-term population trend ⁵				Subspecific population (where relevant)
	Size (pairs) ³	Europe (%)	Year(s)	Method ⁴	Direction ⁶	Magnitude (%) ⁷	Year(s)	Method ⁴	Direction ⁶	Magnitude (%) ⁷	Year(s)	Method ⁴	
Albania	200–500	<1	2007-2018	expert	-	-60 to -50	2007-2018	partial	-	-60 to -50	1980-2018	expert	
Andorra	1200–2800	<1	2014-2017	partial	?		2011-2018	complete	?				
Armenia	18900–26200	1	2013-2018	complete	0		2007-2018		0		2003-2018	partial	
Austria	75000–100000	6	2013-2018	partial	0		2007-2018	complete	?		1981-2018	deficient	
Azerbaijan	10000–100000	2	1996-2019	expert	?		2013-2019	expert	?		1980-2019	expert	
Bosnia & HG	2000–3000	<1	2015-2018	complete	?	-10 to 10	2007-2018	complete	?		1980-2018	deficient	
Bulgaria	16000–25000	1	2005-2018	partial	0	0	2000-2018	partial	0	0	1980-2018	expert	
Croatia	1000	<1	2014-2014	expert	?		2007-2018	deficient	?		1980-2018	deficient	
Czechia	50–70	<1	2014-2017	complete	?		2007-2018	deficient	?		1980-2018	deficient	
France	30000–60000	3	2013-2018	partial	?		2007-2017	deficient	?		1989-2017	deficient	
Georgia	97300–974000	20	2013-2017	partial	?			deficient	?				
Germany	900–1800	<1	2012-2016	expert	0		2004-2016	expert	0		1980-2016	expert	
Greece	200–500	<1	2015	partial	0		2007-2018	partial	0		1980-2018	partial	
Italy	70000–150000	7	2013-2018	expert	-	-20 to -10	2012-2017	partial	+	110 to 135	1993-2018	expert	
Kosovo	2000–3000	<1	2007-2019	partial	+		2007-2018	partial	0		1990-2018	partial	
North Macedonia	3000–6000	<1	2014-2019	expert	0		2007-2018	expert	?		1980-2019		
Montenegro	2000–4000	<1	2002-2012	expert	0		2007-2018	expert	?				
Poland	1700–2600	<1	2013-2015	partial	?		2007-2018	deficient	?		1980-2018	deficient	
Portugal	10–50	<1	2013-2018	partial	?		2007-2018	deficient	?		1980-2018	deficient	
Romania	129000–273000	12	2013-2015	complete	?		2007-2018	deficient	?		1980-2018	deficient	
Russia	400000–600000	32	2008-2018	partial	-	-29 to -20	2008-2018	expert	-	-49 to -30	1980-2018	expert	
Serbia	2900–4200	<1	2013-2018	partial	-	-29 to -10	2007-2018	complete	-	-29 to -10	1980-2018	complete	
Slovakia	700–1100	<1	2013-2018	partial	0		2007-2018	partial	0		1980-2018	partial	
Slovenia	1500–3000	<1	2002-2017	complete	?		2008-2018	deficient	?		1980-2018	deficient	
Spain	16000–32000	2	2002-2018	partial	0		2007-2018	expert	0		1980-2018	expert	
Switzerland	150000–200000	11	2013–2016	partial	0	-6 to 35	2007-2018	complete	0	-8 to 25	1990-2018	complete	
Turkey	20000–60000	2	2002-2012	deficient	?		2008-2019	deficient	?		1980-2013	deficient	
Ukraine	2400–3800	<1	2015-2017	partial	F	5 to 10	2007-2019	expert	F	5 to 15	1980-2019	expert	
EU28	342000–650000	31											
Europe	1050000–2640000	100											

Anthus spinoletta (Water Pipit)

Table 1. Reported national breeding population size and trends in Europe¹.

Country (or territory) ²	Population estimate				Short-term population trend ⁵				Long-term population trend ⁵				Subspecific population (where relevant)
	Size (pairs) ³	Europe (%)	Year(s)	Method ⁴	Direction ⁶	Magnitude (%) ⁷	Year(s)	Method ⁴	Direction ⁶	Magnitude (%) ⁷	Year(s)	Method ⁴	

¹ See 'Sources' at end of factsheet, and for more details on individual EU Member State reports, see the Article 12 reporting portal at <http://bd.eionet.europa.eu/article12/report>.

² The designation of geographical entities and the presentation of the material do not imply the expression of any opinion whatsoever on the part of IUCN or BirdLife International concerning the legal status of any country, territory or area, or of its authorities, or concerning the delimitation of its frontiers or boundaries.

³ In the few cases where population size estimates were reported in units other than those specified, they were converted to the correct units using standard correction factors.

⁴ The 'method used' (replacing the data 'quality' assessment in the 2015 European Red List) is reported as: a) Complete: complete survey or a statistically robust estimate; b) Partial: based mainly on extrapolation from a limited amount of data; c) Expert: based mainly on expert opinion with very limited data; d) Defficient: insufficient or no data available.

⁵ The robustness of regional trends to the effects of any missing or incomplete data was tested using plausible scenarios, based on other sources of information, including any other reported information, recent national Red Lists, scientific literature, other publications and consultation with relevant experts.

⁶ Trend directions are reported as: increasing (+); decreasing (-); stable (0); fluctuating (F); or unknown (?).

⁷ Trend magnitudes are rounded to the nearest integer.

Anthus spinoletta (Water Pipit)

Table 2. Reported national wintering population sizes and trends in Europe¹. Note that some countries within the species' wintering range did not report any data, and that only minimum totals are presented, to avoid double-counting of birds moving between countries.

Country (or territory) ²	Population estimate				Short-term population trend ⁵				Long-term population trend ⁵				Subspecific population (where relevant)
	Size (individuals) ³	Europe (%)	Year(s)	Method ⁴	Direction ⁶	Magnitude (%) ⁷	Year(s)	Method ⁴	Direction ⁶	Magnitude (%) ⁷	Year(s)	Method ⁴	
Bosnia & HG	1000–5000	57	2015-2018	complete	?		2007-2018	deficient	?		1980-2018	deficient	
Luxembourg	100–150	3	2013-2018	complete	+	30 to 50	2007-2018	partial	+	100 to 300	1980-2018	partial	
Serbia	500–5000	40	2013-2018	partial	?	-10 to 10	2013-2018	partial	?	-10 to 10	1980-2018	expert	
EU28	100–150	3											
Europe	1600–10200	100											

¹ See 'Sources' at end of factsheet, and for more details on individual EU Member State reports, see the Article 12 reporting portal at <http://bd.eionet.europa.eu/article12/report>.

² The designation of geographical entities and the presentation of the material do not imply the expression of any opinion whatsoever on the part of IUCN or BirdLife International concerning the legal status of any country, territory or area, or of its authorities, or concerning the delimitation of its frontiers or boundaries.

³ In the few cases where population size estimates were reported in units other than those specified, they were converted to the correct units using standard correction factors.

⁴ The 'method used' (replacing the data 'quality' assessment in the 2015 European Red List) is reported as: a) Complete: complete survey or a statistically robust estimate; b) Partial: based mainly on extrapolation from a limited amount of data; c) Expert: based mainly on expert opinion with very limited data; d) Defficient: insufficient or no data available.

⁵ The robustness of regional trends to the effects of any missing or incomplete data was tested using plausible scenarios, based on other sources of information, including any other reported information, recent national Red Lists, scientific literature, other publications and consultation with relevant experts.

⁶ Trend directions are reported as: increasing (+); decreasing (-); stable (0); fluctuating (F); or unknown (?).

⁷ Trend magnitudes are rounded to the nearest integer.

Trend maps

A symbol appears in each country where the species occurs: the shape and colour of the symbol represent the population trend in that country, and the size of the symbol corresponds to the proportion of the European population occurring in that country.

KEY

- | | |
|---|---------------------------------|
| ↑ Large increase (≥50%) | ↓ Large decrease (≥50%) |
| ↑ Moderate increase (20–49%) | ↓ Moderate decrease (20–49%) |
| ↑ Small increase (<20%) | ↓ Small decrease (<20%) |
| ↑ Increase of unknown magnitude | ↓ Decrease of unknown magnitude |
| ■ Stable or fluctuating | |
| □ Unknown | |
| ○ Present (no population or trend data) | |
| × Extinct since 1980 | |

Each symbol, with the exception of Present and Extinct, may occur in up to three different size classes, corresponding to the proportion of the European population occurring in that country.

- ↑ Large: ≥10% of the European population
- ↑ Medium: 1–9% of the European population
- ↑ Small: <1% of the European population

The designation of geographical entities and the presentation of the material do not imply the expression of any opinion whatsoever on the part of IUCN or BirdLife International concerning the legal status of any country, territory or area, or of its authorities, or concerning the delimitation of its frontiers or boundaries.

Figure 1. Breeding population sizes and short-term trends across Europe.

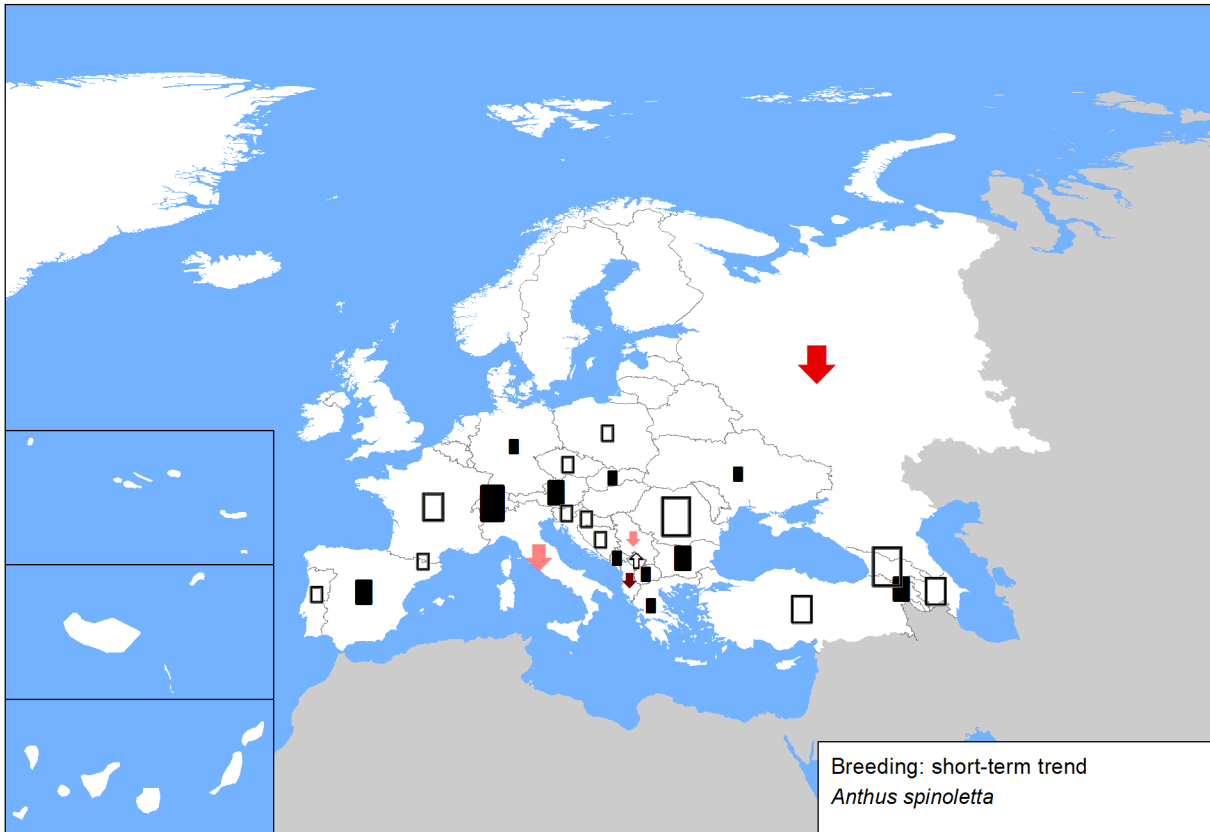


Figure 2. Breeding population sizes and long-term trends across Europe.

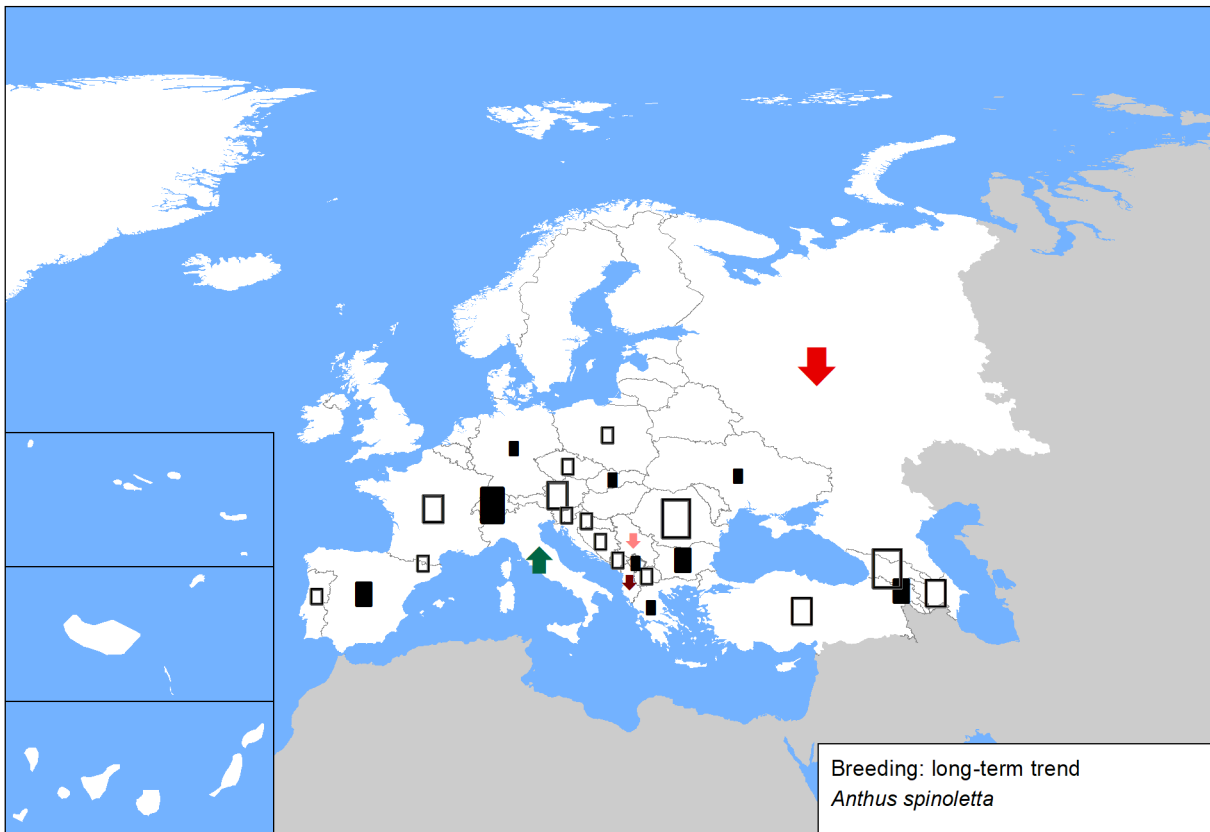


Figure 3. Reported wintering population sizes and short-term trends across Europe. Note that some countries within the species' wintering range did not report any data.

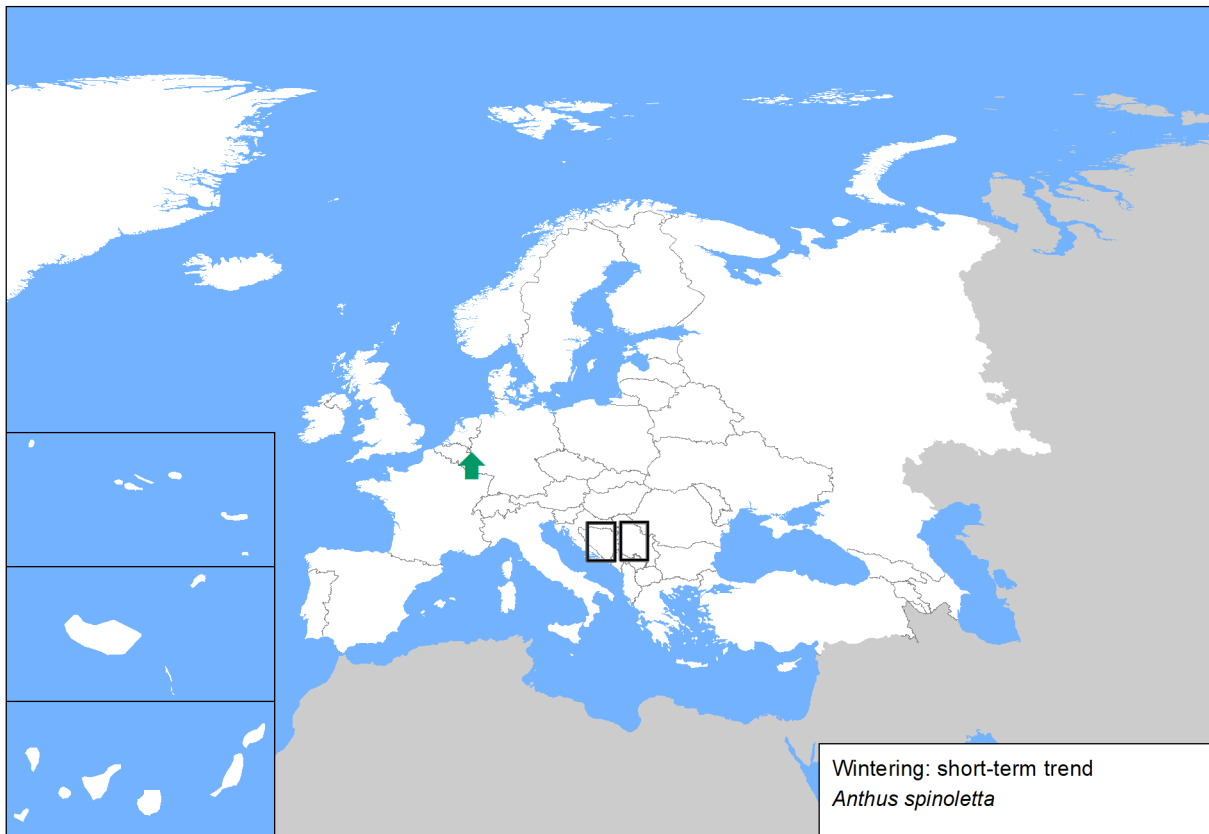


Figure 4. Reported wintering population sizes and long-term trends across Europe. Note that some countries within the species' wintering range did not report any data.



Anthus spinoletta (Water Pipit)

Sources

Albania

Breeding population size: Bino & Xeka 2020 in EBBA 2
Breeding short-term trend: Bino & Xeka pers. obs.
Breeding long-term trend: Bino pers. obs.

Andorra

Breeding population size: Fieldwork EBBA2, published at "Guia dels ocells d'Andorra. J. Nicolau & C. Pladevall, 2018"
Breeding short-term trend: Common Bird Monitoring Scheme of Andorra (SOCA)

Armenia

Breeding population size: TSE NGO National Bird Monitoring data.
Breeding short-term trend: TSE (2020) The Atlas of the Breeding Birds in Armenia. In preparation.
Breeding long-term trend: TSE (2020) The Atlas of the Breeding Birds in Armenia. In preparation.

Austria

Breeding population size: BirdLife Austria, estimate based on a sample of breeding densities from different sites and habitats and corrected by the results of the Austrian breeding bird monitoring ("Brutvogelmonitoring") for 1998- 2018
Breeding short-term trend: BirdLife Austria, results of the Austrian Breeding bird monitoring ("Brutvogelmonitoring")
Breeding long-term trend: BirdLife Austria, unpublished

Azerbaijan

Breeding population size: BirdLife International 2004
Breeding short-term trend: AOS data base
Breeding long-term trend: AOS Data Base

Bosnia and Herzegovina

Breeding population size: Based on data for EBBA2
Breeding short-term trend: more individual articles e.g published in magazine Bilten mreže posmatrača ptica u Bosni i Hercegovini-see https://ptice.ba/bs/category/bilteni_/ , individual reports (e.g. for EBBA2, projects etc)
Winter population size: based on IWC reports-all reports published in magazine Bilten mreže posmatrača ptica (www.ptice.ba)
Winter short-term trend: based on IWC reports-all reports published in magazine Bilten mreže posmatrača ptica (www.ptice.ba)
Winter long-term trend: There are no qualitative data before 2005 to make estimates

Bulgaria

Breeding population size: Iankov, P. (ed.) 2007 Atlas of Breeding Birds in Bulgaria . Bulgarian Society for the Protection of Birds, Conservation Series, Book 10, Sofia, BSPB, 679 p.; National Art. 12 reporting database 2013-2018; Ivanov, B. 2011. Fauna of Bulgaria, Vol. 30, Aves, part III, Sofia, BAS, 409 p. (in Bulgarian with English Summary) BSPB Bird Database
Breeding short-term trend: Iankov, P. (ed.) 2007 Atlas of Breeding Birds in Bulgaria . Bulgarian Society for the Protection of Birds, Conservation Series, Book 10, Sofia, BSPB, 679 p.; National Art. 12 reporting database 2013-2018; Ivanov, B. 2011. Fauna of Bulgaria, Vol. 30, Aves, part III, Sofia, BAS, 409 p. (in Bulgarian with English Summary) BSPB Bird Database
Breeding long-term trend: Iankov, P. (ed.) 2007 Atlas of Breeding Birds in Bulgaria . Bulgarian Society for the Protection of Birds, Conservation Series, Book 10, Sofia, BSPB, 679 p. Ivanov, B. 2011. Fauna of Bulgaria, Vol. 30, Aves, part III, Sofia, BAS, 409 p. (in Bulgarian with English Summary) BSPB Bird Database

Croatia

Breeding population size: BirdLife International 2015: European Red List of Birds. Luxembourg: Office for Official Publications of the European Communities.). http://datazone.birdlife.org/info/euroredlis
Breeding short-term trend: no data available
Breeding long-term trend: no data available

Czechia

Breeding population size: Šťastný et Bejček in prep. - Atlas hnízdního rozšíření ptáků ČR 2014-2017
Breeding short-term trend: expert opinion
Breeding long-term trend: expert opinion

France

Breeding population size: Issa N. & Muller Y. 2015. Atlas des oiseaux nicheurs de France métropolitaine. , LPO/SEOF/MNHN/Delachaux et Niestlé, Paris

Georgia

Breeding population size: EBBA Georgia, prepared by Sabuko-Society for nature conservation, Iliia state university, NGO "psovi".

Anthus spinoletta (Water Pipit)

Germany

Breeding population size: Gerlach et al. (in Vorb.): Vögel in Deutschland – 2019. Dachverband Deutscher Avifaunisten, Bundesamt für Naturschutz und Länderarbeitsgemeinschaft der Vogelschutzwarten, Münster.
Breeding short-term trend: Gerlach et al. (in Vorb.): Vögel in Deutschland – 2019. Dachverband Deutscher Avifaunisten, Bundesamt für Naturschutz und Länderarbeitsgemeinschaft der Vogelschutzwarten, Münster.
Breeding long-term trend: Gerlach et al. (in Vorb.): Vögel in Deutschland – 2019. Dachverband Deutscher Avifaunisten, Bundesamt für Naturschutz und Länderarbeitsgemeinschaft der Vogelschutzwarten, Münster.

Greece

Breeding population size: 1) BirdLife International (2004) Birds in Europe: Population estimates, trends and conservation status. Cambridge, UK: BirdLife International (BirdLife Conservation Series No. 12).
Breeding short-term trend: 1) BirdLife International (2004) Birds in Europe: Population estimates, trends and conservation status. Cambridge, UK: BirdLife International (BirdLife Conservation Series No. 12).
Breeding long-term trend: 1) Handrinos, G., & Akriotis, T., (1997) The birds of Greece. C. Helm, A & C Black, London. 2) BirdLife International (2004) Birds in Europe: Population estimates, trends and conservation status. Cambridge, UK: BirdLife International (BirdLife Conservation Series No. 12).

Italy

Breeding population size: Brichetti P & Fracasso G. 2007. Ornitologia italiana. Vol.4 (Apodidae-Prunellidae). Alberto Perdisa Editore, Bologna
Breeding short-term trend: Extrapolated data by the average annual trend, from: Rete Rurale Nazionale & Lipu (2018). Uccelli comuni delle zone agricole in Italia. Aggiornamento degli andamenti di popolazione e del FBI per la Rete Rurale Nazionale dal 2000 al 2017. 16 pp.
Breeding long-term trend: Brichetti P., Meschini E., 1993. Stima delle popolazioni di uccelli nidificanti. In Meschini E., Frugis S., 1993. Atlante degli uccelli nidificanti in Italia. Suppl. Ric. Biol. Selvaggina, 20, 1-345.

Kosovo

Breeding population size: Qenan Maxhuni
Breeding short-term trend: Qenan Maxhuni
Breeding long-term trend: Puzovic, S. et al. (2004): Birds of Serbia and Montenegro – Size of nesting populations. I trends: 1990-2002. Ciconia 12

Luxembourg

Winter population size: Ornitho.lu (2018): online database natur&environnement asbl & Dachverband Deutscher Avifaunisten (DDA) e.V.; Luxembourg Recorder (2018): database Musée national d'histoire naturelle; Luxembourg Lorgé P., E. Melchior (2016): Die Vögel Luxemburgs. Natur&environnement Luxembourg. ISBN: 978-2-919920-01-3; Klein, C. (2019): Der Bergpieper in Luxemburg. Regulus wissenschaftliche Berichte Nr. 33.
Winter short-term trend: Ornitho.lu (2018): online database natur&environnement asbl & Dachverband Deutscher Avifaunisten (DDA) e.V.; Luxembourg Recorder (2018): database Musée national d'histoire naturelle; Luxembourg Lorgé P., E. Melchior (2016): Die Vögel Luxemburgs. Natur&environnement Luxembourg. ISBN: 978-2-919920-01-3; LUXOR (2018): natur&environnement – Bird-database, Luxembourg; Klein, C. (2019): Der Bergpieper in Luxemburg. Regulus wissenschaftliche Berichte Nr. 33.
Winter long-term trend: Ornitho.lu (2018): online database natur&environnement asbl & Dachverband Deutscher Avifaunisten (DDA) e.V.; Luxembourg Recorder (2018): database Musée national d'histoire naturelle; Luxembourg Lorgé P., E. Melchior (2016): Die Vögel Luxemburgs. Natur&environnement Luxembourg. ISBN: 978-2-919920-01-3; LUXOR (2018): natur&environnement – Bird-database, Luxembourg

North Macedonia

Breeding population size: unpublished data from the European Breeding Bird Atlas 2
Breeding short-term trend: unpublished data from the European Breeding Bird Atlas 2

Montenegro

Breeding population size: Puzovic, S., Simic, D., Saveljić, D., Gergelj, J., Tucakov, M., Stojnic, N., Hulo, I., Ham, I., Vizi, O., Sciban, M., Ruzic, M., Vucanovic, M., Jovanovic, T. (2004): Birds of Serbia and Montenegro – Size of nesting populations. I trends: 1990-2002. Ciconia 12,

Poland

Breeding population size: Wilk T., Bobrek R., Pepekowska-Król A., Neubauer G., Kosicki J. 2016. Ptaki polskich Karpat - stan, zagrożenia, ochrona. OTOP, Marki.
Breeding short-term trend: Chief Inspectorate of Environmental Protection & Polish Society for the Protection of Birds (OTOP) / BirdLife Poland
Breeding long-term trend: Chief Inspectorate of Environmental Protection & Polish Society for the Protection of Birds (OTOP) / BirdLife Poland

Portugal

Breeding population size: eBird (2019). eBird: An online database of bird distribution and abundance [web application]. eBird, Ithaca, New York. Available: http://www.ebird.org/portugal/home . (Accessed: October 22, 2018).
--

Romania

Breeding population size: Romanian Common Bird Monitoring Programme, Ornitodata (Romanian Ornithological Society) Database, OpenBirdMaps (Milvus Group) Database
Breeding short-term trend: Ornitodata (Romanian Ornithological Society) Database, OpenBirdMaps (Milvus Group) Database, Rombird (Romanian Rarity Commission) Database
Breeding long-term trend: Ornitodata (Romanian Ornithological Society) Database, OpenBirdMaps (Milvus Group) Database, Rombird (Romanian Rarity Commission) Database

Russia

Breeding population size: Voltzit & Kalyakin 2013-2019; Database of the project on Atlas of breeding birds of European Russia
Breeding short-term trend: Perevozov 2010

Anthus spinoletta (Water Pipit)

Russia

Breeding long-term trend: Belik et al. 2003; Perevozov 2010

Serbia

Breeding population size: EBBA2 project; Puzović, S., Radišić, D., Ružić, M., Rajković, D., Radaković, M., Pantović, U., Janković, M., Stojnić, N., Šćiban, M., Tucakov, M., Gergelj, J., Sekulić, G., Agošton, A. & Raković, M. 2015. Birds of Serbia: Breeding Population Estimates and Trends for the Period 2008-2013. Bird protection and study society of Serbia, and Department of Biology and Ecology, Faculty of Sciences, University of Novi Sad, Novi Sad.

Breeding short-term trend: Puzović, S., Radišić, D., Ružić, M., Rajković, D., Radaković, M., Pantović, U., Janković, M., Stojnić, N., Šćiban, M., Tucakov, M., Gergelj, J., Sekulić, G., Agošton, A. & Raković, M. 2015. Birds of Serbia: Breeding Population Estimates and Trends for the Period 2008-2013. Bird protection and study society of Serbia, and Department of Biology and Ecology, Faculty of Sciences, University of Novi Sad, Novi Sad.

Breeding long-term trend: Puzović, S., Radišić, D., Ružić, M., Rajković, D., Radaković, M., Pantović, U., Janković, M., Stojnić, N., Šćiban, M., Tucakov, M., Gergelj, J., Sekulić, G., Agošton, A. & Raković, M. 2015. Birds of Serbia: Breeding Population Estimates and Trends for the Period 2008-2013. Bird protection and study society of Serbia, and Department of Biology and Ecology, Faculty of Sciences, University of Novi Sad, Novi Sad.

Winter population size: IWC database

Winter short-term trend: IWC database

Winter long-term trend: IWC database; Bioras database <http://www.bioras.petnica.rs/home.php>

Slovakia

Breeding population size: Coordinatory group for reporting 2019. Danko Štefan, Darolová Alžbeta, Krištín Anton: Rozšírenie vtákov na Slovensku. VEDA, vyd. SAV Bratislava, 2002.

Breeding short-term trend: Coordinatory group for reporting 2019, AVES-Symfony Database 2013-2018, KIMS Database 2013-2018. Danko Štefan, Darolová Alžbeta, Krištín Anton: Rozšírenie vtákov na Slovensku. VEDA, vyd. SAV Bratislava, 2002.

Breeding long-term trend: Coordinatory group for reporting 2019, AVES-Symfony Database 2013-2018, KIMS Database 2013-2018. Danko Štefan, Darolová Alžbeta, Krištín Anton: Rozšírenie vtákov na Slovensku. VEDA, vyd. SAV Bratislava, 2002.

Slovenia

Breeding population size: MIHELIČ T., KMECL P., DENAC K., KOCE U., VREZEC A., DENAC D. (eds.) (2019): Atlas ptic Slovenije. Popis gnezdičk 2002–2017. – DOPPS, Ljubljana.

Breeding short-term trend: There are no sources for this information.

Breeding long-term trend: There are no sources for this information.

Spain

Breeding population size: Información proporcionada por las Comunidades Autónomas. Martí, R. & del Moral, J.C. (Eds.) (2003). Atlas de las Aves Reproductoras de España. Dirección General de Conservación de la Naturaleza- Sociedad Española de Ornitología. Madrid, 733 pp. (https://www.miteco.gob.es/es/biodiversidad/temas/inventarios-nacionales/inventario-especies-terrestres/inventario-nacional-de-biodiversidad/ieet_aves_atlas.aspx) Purroy, F.J. (Coord.) (1997). Atlas de las aves de España (1975-1995). SEO/BidLife. Lynx Edicions. Barcelona. 583 pp.

Breeding short-term trend: Información proporcionada por las Comunidades Autónomas. Martí, R. & del Moral, J.C. (Eds.) (2003). Atlas de las Aves Reproductoras de España. Dirección General de Conservación de la Naturaleza- Sociedad Española de Ornitología. Madrid, 733 pp. (https://www.miteco.gob.es/es/biodiversidad/temas/inventarios-nacionales/inventario-especies-terrestres/inventario-nacional-de-biodiversidad/ieet_aves_atlas.aspx)

Breeding long-term trend: Martí, R. & del Moral, J.C. (Eds.) (2003). Atlas de las Aves Reproductoras de España. Dirección General de Conservación de la Naturaleza- Sociedad Española de Ornitología. Madrid, 733 pp. (https://www.miteco.gob.es/es/biodiversidad/temas/inventarios-nacionales/inventario-especies-terrestres/inventario-nacional-de-biodiversidad/ieet_aves_atlas.aspx). Purroy, F.J. (Coord.) (1997). Atlas de las aves de España (1975-1995). SEO/BidLife. Lynx Edicions. Barcelona. 583 pp.

Switzerland

Breeding population size: Knaus, P., S. Antoniazza, S. Wechsler, J. Guélat, M. Kéry, N. Strebel & T. Sattler (2018): Swiss Breeding Bird Atlas 2013–2016. Distribution and population trends of birds in Switzerland and Liechtenstein. Swiss Ornithological Institute, Sempach.

Breeding short-term trend: <https://www.vogelwarte.ch/en/projects/population-trends/breeding-population-indices/>

Breeding long-term trend: <https://www.vogelwarte.ch/en/projects/population-trends/breeding-population-indices/>

Turkey

Breeding population size: Birdlife International (2004) Birds in Europe: population estimates, trends and conservation status, Cambridge UK: Birdlife International (Birdlife Conservation series no: Kusbank Bird Database (Ebird) Kirwan G.M., Boyla K. A., Castell P., Demirci B., Özen M., Welch H., Marlow T., 2008, Birds of Turkey. Londra, Christopher Helm, 978-1-4081-0475-

Ukraine

Breeding population size: Atlas work, non-published data

Bibliography

- Bird, J. P., Martin, R., Akçakaya, H. R., Gilroy, J., Burfield, I. J., Garnett, S. G., Symes, A., Taylor, J., Sekercioglu, Ç. H. and Butchart, S. H. M. 2020. Generation lengths of the world's birds and their implications for extinction risk. *Conservation Biology* 34(5): 1252-1261. DOI: 10.1111/cobi.13486.
- BirdLife International. 2004. *Birds in Europe: population estimates, trends and conservation status*. BirdLife International, Cambridge, U.K.
- Brazil, M. 2009. *Birds of East Asia: eastern China, Taiwan, Korea, Japan, eastern Russia*. Christopher Helm, London.
- Caprio, E., Chamberlain, D. and Rolando, A. 2014. Skiing, birds and biodiversity in the Alps. *Proceedings of the BOU's 2014 Annual Conference: Ecology and conservation of birds in upland and alpine habitats*.
- Ebenhöh, H. 2003. Zur Bestandsentwicklung von Berg- und Wiesenpieper (*Anthus spinoletta* und *A. pratensis*) am Feldberg im Schwarzwald. *Naturschutz südl. Oberrhein* 4(2003).
- Melendez, L. and Laiolo, P. 2014. The role of climate in constraining the elevational range of the water pipit *Anthus spinoletta* in an alpine environment. *Ibis* 156(2): 276-287.
- Pavel, V. 2004. The impact of grazing animals on nesting success of grassland passerines in farmland and natural habitats: a field experiment. *Folia Zoologica-Praha* 53(2): 171-178.
- Tyler, S. 2016. Water Pipit (*Anthus spinoletta*). In: J. del Hoyo, A. Elliott, J. Sargatal, D.A. Christie and E. de Juana (eds), *Handbook of the Birds of the World Alive*, Lynx Edicions, Barcelona.