



THE IUCN RED LIST  
OF THREATENED SPECIES™



## ***Prunella collaris* (Alpine Accentor)**

### **European Red List of Birds**

### **Supplementary Material**

The European Union (EU28) Red List assessments were based principally on the official data reported by EU Member States to the European Commission under Article 12 of the Birds Directive in 2019-20. For the European Red List assessments, similar data were sourced from BirdLife Partners and other collaborating experts in other European countries and territories. For more information, see BirdLife International (2021).

#### **Contents**

Reported national population sizes and trends  
Trend maps of reported national population data  
Sources of reported national population data  
Species factsheet bibliography

#### **Recommended citation**

BirdLife International (2021) European Red List of Birds. Luxembourg: Publications Office of the European Union.

#### **Further information**

<http://datazone.birdlife.org/info/euroredlist>  
<http://www.birdlife.org/europe-and-central-asia/european-red-list-birds-0>  
<http://www.iucnredlist.org/regions/europe>  
<http://ec.europa.eu/environment/nature/conservation/species/redlist/>

#### **Data requests and feedback**

To request access to these data in electronic format, provide new information, correct any errors or provide feedback, please email [science@birdlife.org](mailto:science@birdlife.org).

*Prunella collaris* (Alpine Accentor)

**Table 1.** Reported national breeding population size and trends in Europe<sup>1</sup>.

Country (or territory) <sup>2</sup>	Population estimate				Short-term population trend <sup>5</sup>				Long-term population trend <sup>5</sup>				Subspecific population (where relevant)
	Size (pairs) <sup>3</sup>	Europe (%)	Year(s)	Method <sup>4</sup>	Direction <sup>6</sup>	Magnitude (%) <sup>7</sup>	Year(s)	Method <sup>4</sup>	Direction <sup>6</sup>	Magnitude (%) <sup>7</sup>	Year(s)	Method <sup>4</sup>	
Albania	130–310	<1	2007-2018	partial	-	-74 to -69	2007-2018	partial	-	-74 to -69	1980-2018	expert	
Andorra	380–1100	<1	2014-2017	expert	?		2011-2018	deficient	?				
Armenia	11500–16300	10	2013-2018	complete	0		2007-2018		?		2003-2018	deficient	
Austria	13000–20000	12	2013-2018	partial	F		2007-2018	complete	?		1981-2018	deficient	
Azerbaijan	500–2000	<1	1996-2019	expert	?		2013-2019	expert	?		1980-2019	expert	
Bosnia & HG	300–500	<1	2015-2018	complete	?	-10 to 10	2007-2018	complete	?		1980-2018	deficient	
Bulgaria	2000–3500	2	2005-2018	partial	0	0 to 5	2000-2018	expert	0	0 to 5	1980-2018	expert	
Croatia	100	<1	2013-2018	expert	?		2007-2018	deficient	?		1980-2018	deficient	
Czechia	3–7	<1	2014-2017	complete	?		2007-2018	deficient	?		1980-2018	deficient	
France	15000–20000	13	2009-2018	partial	?		2007-2017	expert	?		1989-2018	deficient	
Georgia	1800–18100	4	2013-2017	partial	?			deficient	?				
Germany	430–800	<1	2016-2016	expert	0		2004-2016	expert	0		1980-2016	expert	
Greece	2000–5000	2	2015	partial	0		2007-2018	partial	0		1980-2018	partial	
Italy	10000–20000	10	2013-2018	expert	-	-45 to -20	2000-2014	partial	0		1993-2018	expert	
Kosovo	100–200	<1	2007-2019	partial	0		2007-2018	partial	0		1990-2018	partial	
North Macedonia	250–1000	<1	2014-2019	expert	0		2007-2018	expert	?		1980-2019		
Montenegro	100–300	<1	2002-2012	expert	0		2007-2018	expert	?				
Poland	200–800	<1	2013-2015	partial	?		2007-2018	deficient	?		1980-2018	deficient	
Romania	3000–10000	4	2013-2018	expert	?		2007-2018	deficient	?		1980-2018	deficient	
Russia	5000–9000	5	2008-2018	partial	-	-1 to 0	2008-2018	expert	-	-1	1980-2018	expert	
Serbia	310–430	<1	2013-2018	partial	0	0	2007-2018	complete	0	0	1980-2018	complete	
Slovakia	300–400	<1	2013-2018	expert	0		2007-2018	expert	0		1980-2018	expert	
Slovenia	1000–2000	1	2002-2018	partial	?		2007-2018	deficient	?		1980-2018	deficient	
Spain	1400–1500	1	1998-2018	partial	?		2000-2018	partial	?		1980-2018	deficient	
Switzerland	25000–40000	23	2013–2016	partial	0	-35 to 26	2007-2018	complete	0	-29 to 3	1990-2018	complete	
Turkey	8000–16000	8	2002-2012	deficient	?		2008-2019	deficient	?		1980-2013	deficient	
Ukraine	40–120	<1	2015-2017	partial	F	5 to 10	2007-2019	expert	F	10 to 20	1980-2019	expert	
EU28	48400–84100	46											
<b>Europe</b>	<b>101000–190000</b>	<b>100</b>											

*Prunella collaris* (Alpine Accentor)

**Table 1.** Reported national breeding population size and trends in Europe<sup>1</sup>.

Country (or territory) <sup>2</sup>	Population estimate				Short-term population trend <sup>5</sup>				Long-term population trend <sup>5</sup>				Subspecific population (where relevant)
	Size (pairs) <sup>3</sup>	Europe (%)	Year(s)	Method <sup>4</sup>	Direction <sup>6</sup>	Magnitude (%) <sup>7</sup>	Year(s)	Method <sup>4</sup>	Direction <sup>6</sup>	Magnitude (%) <sup>7</sup>	Year(s)	Method <sup>4</sup>	

<sup>1</sup> See 'Sources' at end of factsheet, and for more details on individual EU Member State reports, see the Article 12 reporting portal at <http://bd.eionet.europa.eu/article12/report>.

<sup>2</sup> The designation of geographical entities and the presentation of the material do not imply the expression of any opinion whatsoever on the part of IUCN or BirdLife International concerning the legal status of any country, territory or area, or of its authorities, or concerning the delimitation of its frontiers or boundaries.

<sup>3</sup> In the few cases where population size estimates were reported in units other than those specified, they were converted to the correct units using standard correction factors.

<sup>4</sup> The 'method used' (replacing the data 'quality' assessment in the 2015 European Red List) is reported as: a) Complete: complete survey or a statistically robust estimate; b) Partial: based mainly on extrapolation from a limited amount of data; c) Expert: based mainly on expert opinion with very limited data; d) Defficient: insufficient or no data available.

<sup>5</sup> The robustness of regional trends to the effects of any missing or incomplete data was tested using plausible scenarios, based on other sources of information, including any other reported information, recent national Red Lists, scientific literature, other publications and consultation with relevant experts.

<sup>6</sup> Trend directions are reported as: increasing (+); decreasing (-); stable (0); fluctuating (F); or unknown (?).

<sup>7</sup> Trend magnitudes are rounded to the nearest integer.

*Prunella collaris* (Alpine Accentor)

**Table 2.** Reported national wintering population sizes and trends in Europe<sup>1</sup>. Note that some countries within the species' wintering range did not report any data, and that only minimum totals are presented, to avoid double-counting of birds moving between countries.

Country (or territory) <sup>2</sup>	Population estimate				Short-term population trend <sup>5</sup>				Long-term population trend <sup>5</sup>				Subspecific population (where relevant)
	Size (individuals) <sup>3</sup>	Europe (%)	Year(s)	Method <sup>4</sup>	Direction <sup>6</sup>	Magnitude (%) <sup>7</sup>	Year(s)	Method <sup>4</sup>	Direction <sup>6</sup>	Magnitude (%) <sup>7</sup>	Year(s)	Method <sup>4</sup>	
Gibraltar	1-5	100	2014-2018	partial	0	1 to 5	2001-2018	partial	0	1 to 5	1980-2018	partial	
EU28	1-5	100											
<b>Europe</b>	<b>1-5</b>	<b>100</b>											

<sup>1</sup> See 'Sources' at end of factsheet, and for more details on individual EU Member State reports, see the Article 12 reporting portal at <http://bd.eionet.europa.eu/article12/report>.

<sup>2</sup> The designation of geographical entities and the presentation of the material do not imply the expression of any opinion whatsoever on the part of IUCN or BirdLife International concerning the legal status of any country, territory or area, or of its authorities, or concerning the delimitation of its frontiers or boundaries.

<sup>3</sup> In the few cases where population size estimates were reported in units other than those specified, they were converted to the correct units using standard correction factors.

<sup>4</sup> The 'method used' (replacing the data 'quality' assessment in the 2015 European Red List) is reported as: a) Complete: complete survey or a statistically robust estimate; b) Partial: based mainly on extrapolation from a limited amount of data; c) Expert: based mainly on expert opinion with very limited data; d) Defficient: insufficient or no data available.

<sup>5</sup> The robustness of regional trends to the effects of any missing or incomplete data was tested using plausible scenarios, based on other sources of information, including any other reported information, recent national Red Lists, scientific literature, other publications and consultation with relevant experts.

<sup>6</sup> Trend directions are reported as: increasing (+); decreasing (-); stable (0); fluctuating (F); or unknown (?).

<sup>7</sup> Trend magnitudes are rounded to the nearest integer.

## Trend maps

A symbol appears in each country where the species occurs: the shape and colour of the symbol represent the population trend in that country, and the size of the symbol corresponds to the proportion of the European population occurring in that country.

### KEY

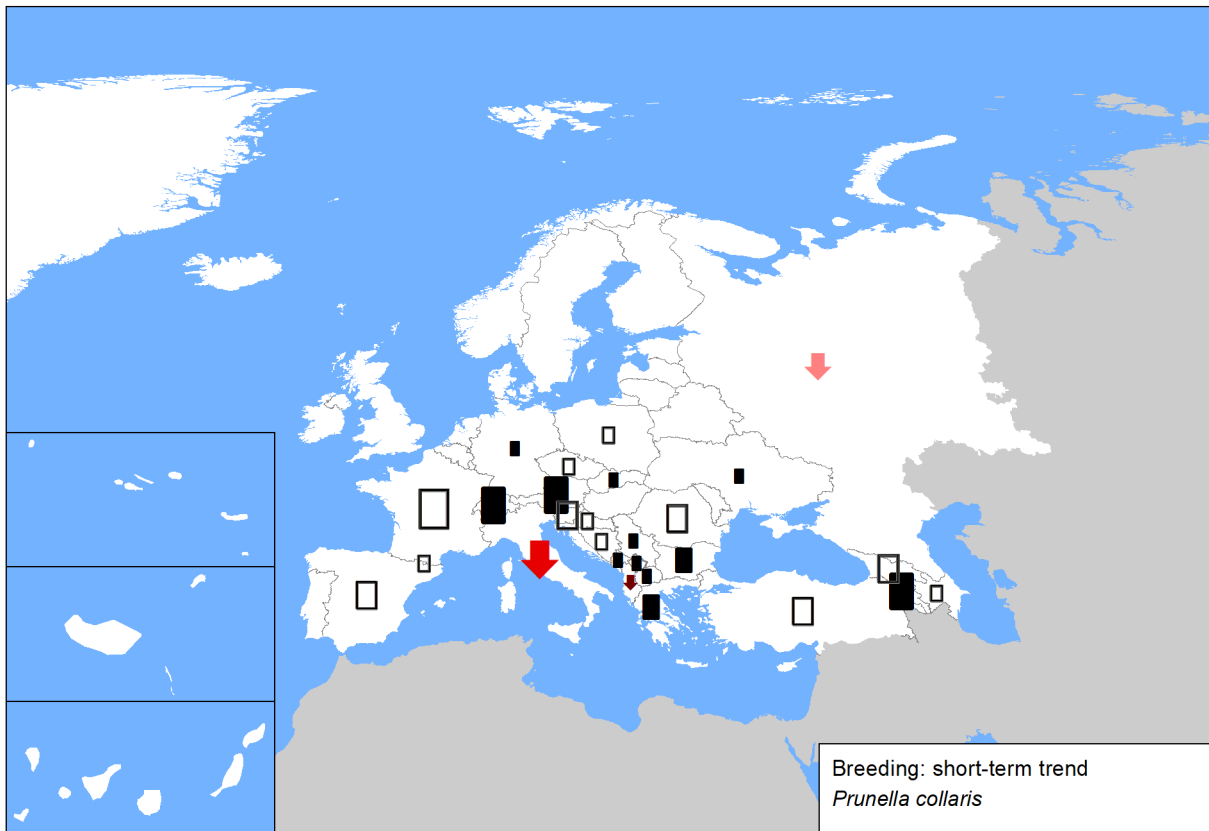
- |   |                                  |
|---|----------------------------------|
| ↑ Large increase ( $\geq 50\%$ )        | ↓ Large decrease ( $\geq 50\%$ ) |
| ↑ Moderate increase (20–49%)            | ↓ Moderate decrease (20–49%)     |
| ↑ Small increase ( $< 20\%$ )           | ↓ Small decrease ( $< 20\%$ )    |
| ↑ Increase of unknown magnitude         | ↓ Decrease of unknown magnitude  |
| ■ Stable or fluctuating                 |                                  |
| □ Unknown                               |                                  |
| ○ Present (no population or trend data) |                                  |
| × Extinct since 1980                    |                                  |

Each symbol, with the exception of Present and Extinct, may occur in up to three different size classes, corresponding to the proportion of the European population occurring in that country.

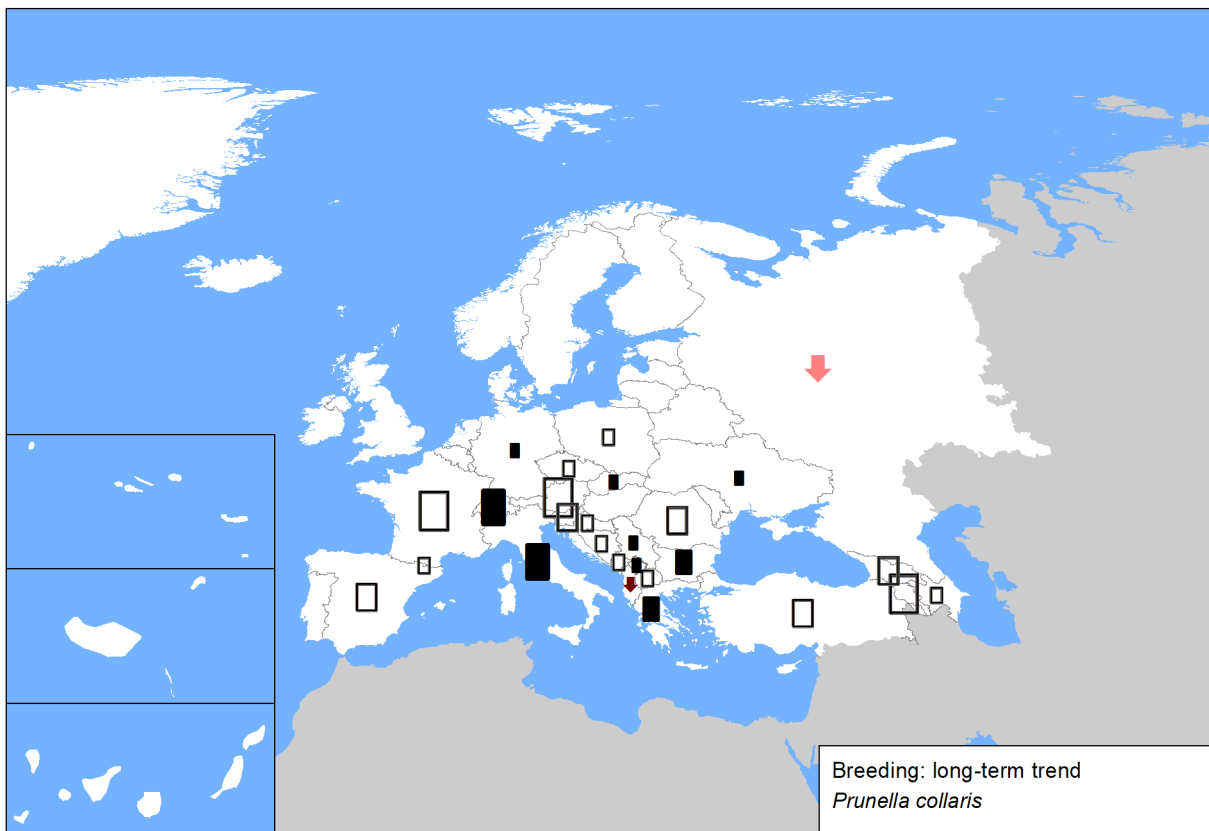
- ↑ Large:  $\geq 10\%$  of the European population
- ↑ Medium: 1–9% of the European population
- ↑ Small:  $< 1\%$  of the European population

The designation of geographical entities and the presentation of the material do not imply the expression of any opinion whatsoever on the part of IUCN or BirdLife International concerning the legal status of any country, territory or area, or of its authorities, or concerning the delimitation of its frontiers or boundaries.

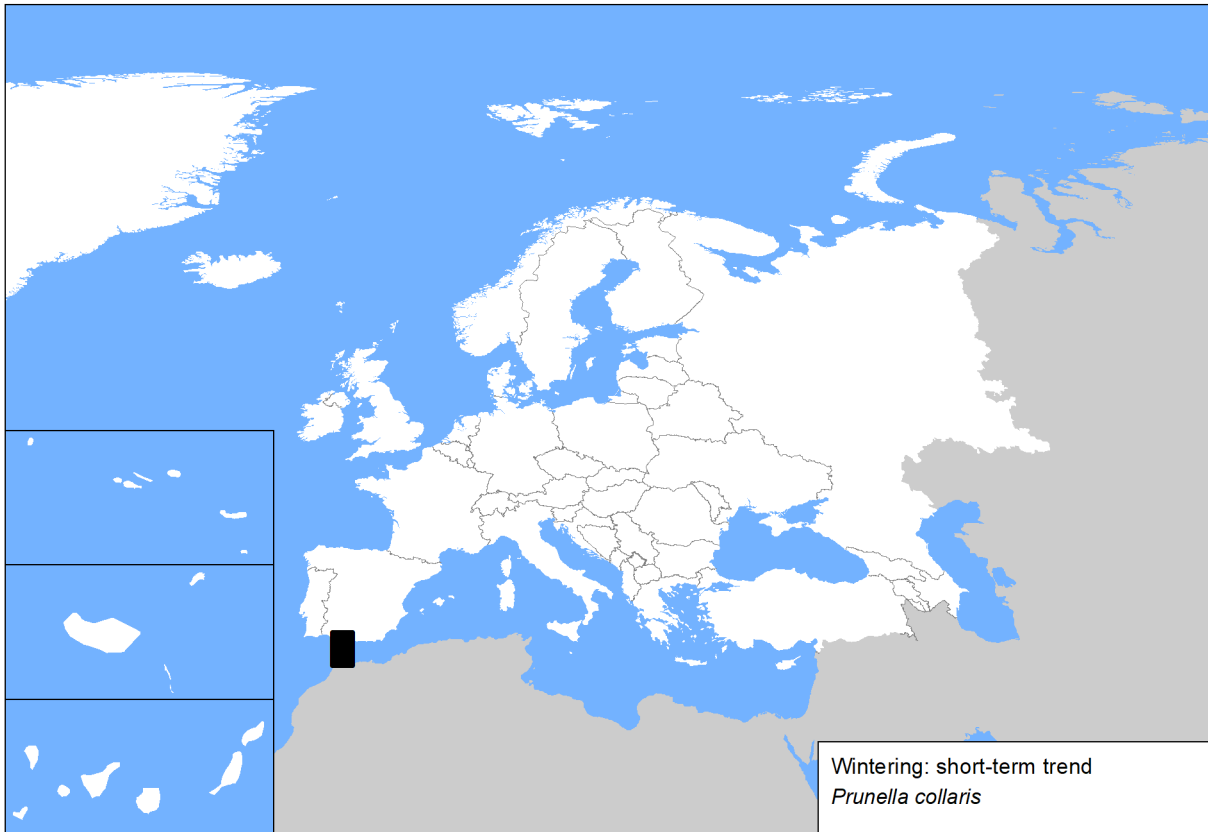
**Figure 1.** Breeding population sizes and short-term trends across Europe.



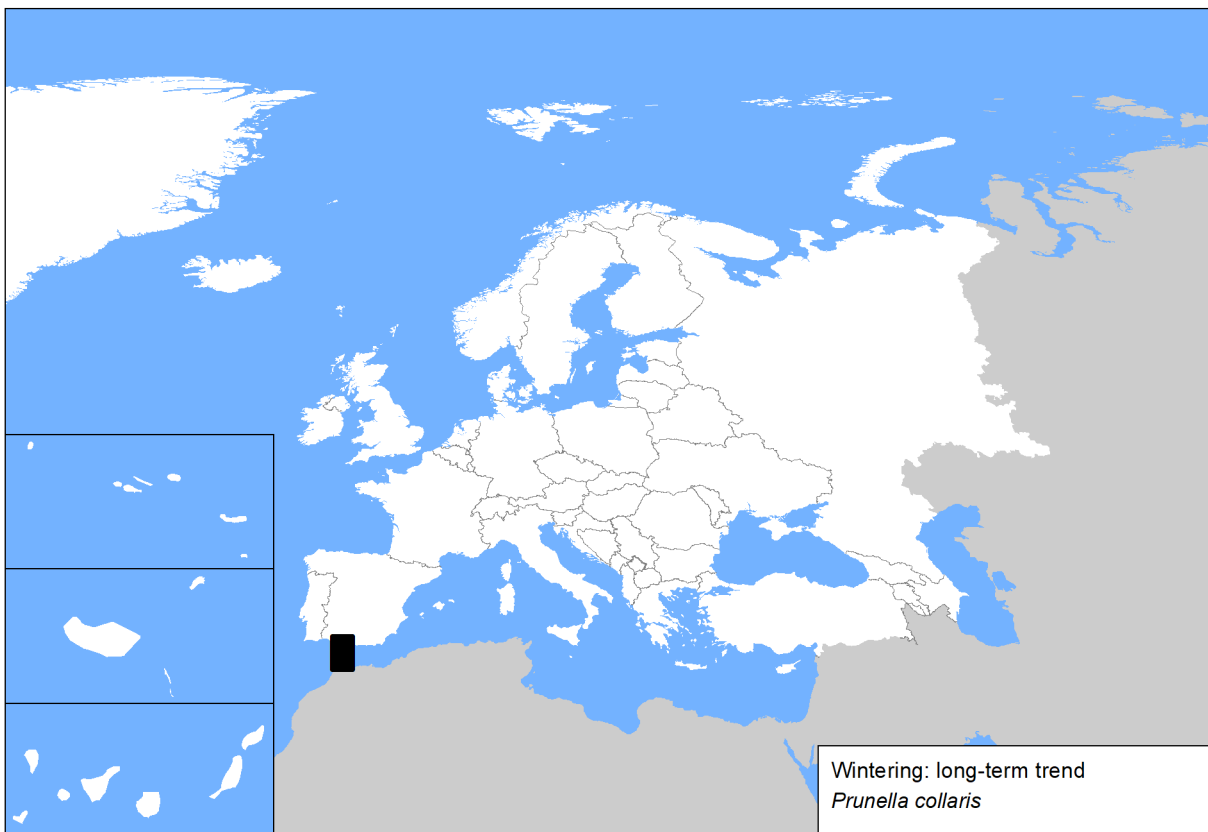
**Figure 2.** Breeding population sizes and long-term trends across Europe.



**Figure 3.** Reported wintering population sizes and short-term trends across Europe. Note that some countries within the species' wintering range did not report any data.



**Figure 4.** Reported wintering population sizes and long-term trends across Europe. Note that some countries within the species' wintering range did not report any data.



*Prunella collaris* (Alpine Accentor)

## Sources

### Albania

<b>Breeding population size:</b> Bino & Xeka pers. obs.
<b>Breeding short-term trend:</b> Bino & Xeka pers. obs.
<b>Breeding long-term trend:</b> Bino pers. obs.

### Andorra

<b>Breeding population size:</b> Fieldwork EBBA2, published at "Guia dels ocells d'Andorra. J. Nicolau & C. Pladevall, 2018"
<b>Breeding short-term trend:</b> Common Bird Monitoring Scheme of Andorra (SOCA)

### Armenia

<b>Breeding population size:</b> TSE NGO National Bird Monitoring data.
<b>Breeding short-term trend:</b> TSE (2020) The Atlas of the Breeding Birds in Armenia. In preparation.
<b>Breeding long-term trend:</b> TSE (2020) The Atlas of the Breeding Birds in Armenia. In preparation.

### Austria

<b>Breeding population size:</b> BirdLife Austria, estimate based on a sample of breeding densities from different sites and habitats and corrected by the results of the Austrian breeding bird monitoring ("Brutvogelmonitoring") for 1998- 2018
<b>Breeding short-term trend:</b> BirdLife Austria, results of the Austrian Breeding bird monitoring ("Brutvogelmonitoring")
<b>Breeding long-term trend:</b> BirdLife Austria, unpublished

### Azerbaijan

<b>Breeding population size:</b> BirdLife International 2004
<b>Breeding short-term trend:</b> AOS data base
<b>Breeding long-term trend:</b> AOS Data Base

### Bosnia and Herzegovina

<b>Breeding population size:</b> Based on data for EBBA2
<b>Breeding short-term trend:</b> more individual articles e.g published in magazine Bilten mreže posmatrača ptica u Bosni i Hercegovini-see <a href="https://ptice.ba/bs/category/bilteni_/">https://ptice.ba/bs/category/bilteni_/</a> , individual reports (e.g. for EBBA2, projects etc)

### Bulgaria

<b>Breeding population size:</b> National Art. 12 reporting database 2013-2018; Spiridonov G., A. Ignatov, G. Stoyanov (2011). Alpine Accentor, <i>Prunella collaris</i> . In: Golemanski, V. et al. (Eds) 2011. Red Data Book of the Republic of Bulgaria. Volume 2. Animals. IBEI – BAS & MOEW, Sofia. SPAs mapping in 2012 Common Bird Monitoring Scheme <a href="http://bspb.org/monitoring/">http://bspb.org/monitoring/</a>
<b>Breeding short-term trend:</b> Spiridonov G., A. Ignatov, G. Stoyanov (2011). Alpine Accentor, <i>Prunella collaris</i> . In: Golemanski, V. et al. (Eds) 2011. Red Data Book of the Republic of Bulgaria. Volume 2. Animals. IBEI – BAS & MOEW, Sofia.; National Art. 12 reporting database 2013-2018; Ignatov A., G. Spiridonov, P. Iankov (2007). <i>Prunella collaris</i> . - In: Iankov, P. (ed). Atlas of Breeding Birds in Bulgaria. Bulgarian Society for the Protection of Birds, Conservation Series, Book 10, Sofia, BSPB, 422-423.
<b>Breeding long-term trend:</b> Spiridonov G., A. Ignatov, G. Stoyanov (2011). Alpine Accentor, <i>Prunella collaris</i> . In: Golemanski, V. et al. (Eds) 2011. Red Data Book of the Republic of Bulgaria. Volume 2. Animals. IBEI – BAS & MOEW, Sofia. Ignatov A., G. Spiridonov, P. Iankov (2007). <i>Prunella collaris</i> . - In: Iankov, P. (ed). Atlas of Breeding Birds in Bulgaria. Bulgarian Society for the Protection of Birds, Conservation Series, Book 10, Sofia, BSPB, 422-423.

### Croatia

<b>Breeding population size:</b> Dumbović Mazal V., Pintar V., Zadravec M. (2019): Prvo izvješće o brojnosti i rasprostranjenosti ptica u Hrvatskoj sukladno odredbama Direktive o pticama.
<b>Breeding short-term trend:</b> Dumbović Mazal V., Pintar V., Zadravec M. (2019): Prvo izvješće o brojnosti i rasprostranjenosti ptica u Hrvatskoj sukladno odredbama Direktive o pticama.
<b>Breeding long-term trend:</b> Dumbović Mazal V., Pintar V., Zadravec M. (2019): Prvo izvješće o brojnosti i rasprostranjenosti ptica u Hrvatskoj sukladno odredbama Direktive o pticama.

### Czechia

<b>Breeding population size:</b> Šťastný et Bejček in prep. - Atlas hnízdního rozšíření ptáků ČR 2014-2017
<b>Breeding short-term trend:</b> expert opinion
<b>Breeding long-term trend:</b> expert opinion

### France

<b>Breeding population size:</b> Issa N. & Muller Y. 2015. Atlas des oiseaux nicheurs de France métropolitaine. , LPO/SEOF/MNHN/Delachaux et Niestlé, Paris
---

### Georgia

<b>Breeding population size:</b> EBBA Georgia, prepared by Sabuko-Society for nature conservation, Iliia state university, NGO "psovi".
---

## *Prunella collaris* (Alpine Accentor)

### Germany

**Breeding population size:** Gerlach et al. (in Vorb.): Vögel in Deutschland – 2019. Dachverband Deutscher Avifaunisten, Bundesamt für Naturschutz und Länderarbeitsgemeinschaft der Vogelschutzwarten, Münster.

**Breeding short-term trend:** Gerlach et al. (in Vorb.): Vögel in Deutschland – 2019. Dachverband Deutscher Avifaunisten, Bundesamt für Naturschutz und Länderarbeitsgemeinschaft der Vogelschutzwarten, Münster.

**Breeding long-term trend:** Gerlach et al. (in Vorb.): Vögel in Deutschland – 2019. Dachverband Deutscher Avifaunisten, Bundesamt für Naturschutz und Länderarbeitsgemeinschaft der Vogelschutzwarten, Münster.

### Gibraltar

**Winter population size:** Bensusan, K.J. & Perez, C.E. (2003). A Conservation Action Plan for MOD sites in Gibraltar: Gibraltar Ornithological & Natural History Society. GONHS. Cortes, J. E. (1978). Conservation – A Future? Semi - natural Nature Reserve, Gibraltar: A Management Plan. Gibraltar Ornithological and Natural History Society. GONHS. Cortes, J.E, (1996). Windmill Hill Flats: a good view of migration across the Straits of Gibraltar. Almoraima 15:163-184. Cortes, J.E., Finlayson J.C., Garcia, E.F.J., Mosquera, M.A.J., (1980). The Birds of Gibraltar. Gibraltar Books. Gibraltar. Environmental Action & Management Plan (2012). Government of Gibraltar. Gibraltar Bird Reports (2006 - 2012). Gibraltar Ornithological & Natural History Society Gibraltar Nature News (2006 – 2012). Bi-annual Publication. Gibraltar Ornithological & Natural History Society. Nature Protection Act 1991 (2013). Perez, C.E. (2013). Report on the Conservation of Terrestrial Flora & Fauna in Gibraltar (2012). Wildlife (Gibraltar) Ltd Perez, C.E. & Bensusan, K. J. (2005). Upper Rock Nature Reserve A Management and Action. Plan. Gibraltar: The Gibraltar Ornithological & Natural History Society (GONHS). Perez, C.E. (2006). Biodiversity Action Plan, Gibraltar: Planning for Nature. Gibraltar: Gibraltar Ornithological & Natural History Society (GONHS). Southern Waters of Gibraltar Management Scheme EU Natura 2000 Site (2012).

**Winter short-term trend:** Bensusan, K.J. & Perez, C.E. (2003). A Conservation Action Plan for MOD sites in Gibraltar: Gibraltar Ornithological & Natural History Society. GONHS. Cortes, J. E. (1978). Conservation – A Future? Semi - natural Nature Reserve, Gibraltar: A Management Plan. Gibraltar Ornithological and Natural History Society. GONHS. Cortes, J.E, (1996). Windmill Hill Flats: a good view of migration across the Straits of Gibraltar. Almoraima 15:163-184. Cortes, J.E., Finlayson J.C., Garcia, E.F.J., Mosquera, M.A.J., (1980). The Birds of Gibraltar. Gibraltar Books. Gibraltar. Environmental Action & Management Plan (2012). Government of Gibraltar. Gibraltar Bird Reports (2006 - 2012). Gibraltar Ornithological & Natural History Society Gibraltar Nature News (2006 – 2012). Bi-annual Publication. Gibraltar Ornithological & Natural History Society. Nature Protection Act 1991 (2013). Perez, C.E. (2013). Report on the Conservation of Terrestrial Flora & Fauna in Gibraltar (2012). Wildlife (Gibraltar) Ltd Perez, C.E. & Bensusan, K. J. (2005). Upper Rock Nature Reserve A Management and Action. Plan. Gibraltar: The Gibraltar Ornithological & Natural History Society (GONHS). Perez, C.E. (2006). Biodiversity Action Plan, Gibraltar: Planning for Nature. Gibraltar: Gibraltar Ornithological & Natural History Society (GONHS). Southern Waters of Gibraltar Management Scheme EU Natura 2000 Site (2012).

**Winter long-term trend:** Bensusan, K.J. & Perez, C.E. (2003). A Conservation Action Plan for MOD sites in Gibraltar: Gibraltar Ornithological & Natural History Society. GONHS. Cortes, J. E. (1978). Conservation – A Future? Semi - natural Nature Reserve, Gibraltar: A Management Plan. Gibraltar Ornithological and Natural History Society. GONHS. Cortes, J.E, (1996). Windmill Hill Flats: a good view of migration across the Straits of Gibraltar. Almoraima 15:163-184. Cortes, J.E., Finlayson J.C., Garcia, E.F.J., Mosquera, M.A.J., (1980). The Birds of Gibraltar. Gibraltar Books. Gibraltar. Environmental Action & Management Plan (2012). Government of Gibraltar. Gibraltar Bird Reports (2006 - 2012). Gibraltar Ornithological & Natural History Society Gibraltar Nature News (2006 – 2012). Bi-annual Publication. Gibraltar Ornithological & Natural History Society. Nature Protection Act 1991 (2013). Perez, C.E. (2013). Report on the Conservation of Terrestrial Flora & Fauna in Gibraltar (2012). Wildlife (Gibraltar) Ltd Perez, C.E. & Bensusan, K. J. (2005). Upper Rock Nature Reserve A Management and Action. Plan. Gibraltar: The Gibraltar Ornithological & Natural History Society (GONHS). Perez, C.E. (2006). Biodiversity Action Plan, Gibraltar: Planning for Nature. Gibraltar: Gibraltar Ornithological & Natural History Society (GONHS). Southern Waters of Gibraltar Management Scheme EU Natura 2000 Site (2012).

### Greece

**Breeding population size:** 1) BirdLife International (2004) Birds in Europe: Population estimates, trends and conservation status. Cambridge, UK: BirdLife International (BirdLife Conservation Series No. 12). 2) Natura Viewer (<http://natura2000.eea.europa.eu/#>). 3) Δημαλέξης, Τ., Καστρίτης, Θ., Γρίβας, Κ., Μανωλόπουλος, Α., Καρδακάρη, Ν., Κακαλής, Λ., Ξηρουχάκης, Σ., Τσαϊτουρίδης, Χ., Παπαζογλου, C. & Barov, B. 2009. Προσδιορισμός συμβατών δραστηριοτήτων σε σχέση με τα είδη χαρακτηρισμού των Ζωνών Ειδικής Προστασίας της ορνιθοπανίδας. Παραδοτέο 8. Οδηγός οικολογικών απαιτήσεων, απειλών και ενδεδειγμένων μέτρων για τα είδη χαρακτηρισμού. 4) Πορτόλου, Δ., Μπουρδάκης, Σ., Βλάχος, Χ., Καστρίτης, Θ. & Δημαλέξης, Τ. (επιμ.). 2009. Οι Σημαντικές Περιοχές για τα Πουλιά της Ελλάδας: Περιοχές Προτεραιότητας για τη Διατήρηση της Βιοποικιλότητας. Ελληνική Ορνιθολογική Εταιρεία, Αθήνα.

**Breeding short-term trend:** 1) BirdLife International (2004) Birds in Europe: Population estimates, trends and conservation status. Cambridge, UK: BirdLife International (BirdLife Conservation Series No. 12). 2) Natura Viewer (<http://natura2000.eea.europa.eu/#>). 3) Δημαλέξης, Τ., Καστρίτης, Θ., Γρίβας, Κ., Μανωλόπουλος, Α., Καρδακάρη, Ν., Κακαλής, Λ., Ξηρουχάκης, Σ., Τσαϊτουρίδης, Χ., Παπαζογλου, C. & Barov, B. 2009. Προσδιορισμός συμβατών δραστηριοτήτων σε σχέση με τα είδη χαρακτηρισμού των Ζωνών Ειδικής Προστασίας της ορνιθοπανίδας. Παραδοτέο 8. Οδηγός οικολογικών απαιτήσεων, απειλών και ενδεδειγμένων μέτρων για τα είδη χαρακτηρισμού. 4) Πορτόλου, Δ., Μπουρδάκης, Σ., Βλάχος, Χ., Καστρίτης, Θ. & Δημαλέξης, Τ. (επιμ.). 2009. Οι Σημαντικές Περιοχές για τα Πουλιά της Ελλάδας: Περιοχές Προτεραιότητας για τη Διατήρηση της Βιοποικιλότητας. Ελληνική Ορνιθολογική Εταιρεία, Αθήνα.

**Breeding long-term trend:** 1) Handrinos, G., & Akriotis, T., (1997) The birds of Greece. C. Helm, A & C Black, London. 2) BirdLife International (2004) Birds in Europe: Population estimates, trends and conservation status. Cambridge, UK: BirdLife International (BirdLife Conservation Series No. 12). 3) Natura Viewer (<http://natura2000.eea.europa.eu/#>). 4) Δημαλέξης, Τ., Καστρίτης, Θ., Γρίβας, Κ., Μανωλόπουλος, Α., Καρδακάρη, Ν., Κακαλής, Λ., Ξηρουχάκης, Σ., Τσαϊτουρίδης, Χ., Παπαζογλου, C. & Barov, B. 2009. Προσδιορισμός συμβατών δραστηριοτήτων σε σχέση με τα είδη χαρακτηρισμού των Ζωνών Ειδικής Προστασίας της ορνιθοπανίδας. Παραδοτέο 8. Οδηγός οικολογικών απαιτήσεων, απειλών και ενδεδειγμένων μέτρων για τα είδη χαρακτηρισμού. 5) Πορτόλου, Δ., Μπουρδάκης, Σ., Βλάχος, Χ., Καστρίτης, Θ. & Δημαλέξης, Τ. (επιμ.). 2009. Οι Σημαντικές Περιοχές για τα Πουλιά της Ελλάδας: Περιοχές Προτεραιότητας για τη Διατήρηση της Βιοποικιλότητας. Ελληνική Ορνιθολογική Εταιρεία, Αθήνα.

### Italy

**Breeding population size:** Brichetti P & Fracasso G. 2007. Ornitologia italiana. Vol.4 (Apodidae-Prunellidae). Alberto Perdisa Editore, Bologna

**Breeding short-term trend:** Extrapolated data by the average annual trend, from: Rete Rurale Nazionale & LIPU (2015). Uccelli comuni in Italia. Aggiornamento degli andamenti di popolazione e del FBI per la Rete Rurale Nazionale dal 2000 al 2014. LIPU, 16 pp.

**Breeding long-term trend:** Brichetti P., Meschini E., 1993. Stima delle popolazioni di uccelli nidificanti. In Meschini E., Frugis S., 1993. Atlante degli uccelli nidificanti in Italia. Suppl. Ric. Biol. Selvaggina, 20, 1-345.

### Kosovo

**Breeding population size:** Qenan Maxhuni

**Breeding short-term trend:** Qenan Maxhuni

**Breeding long-term trend:** Puzovic, S. et al. (2004): Birds of Serbia and Montenegro – Size of nesting populations. I trends: 1990-2002. Ciconia 12

## *Prunella collaris* (Alpine Accentor)

### North Macedonia

**Breeding population size:** unpublished data from the European Breeding Bird Atlas 2

**Breeding short-term trend:** unpublished data from the European Breeding Bird Atlas 2

### Montenegro

**Breeding population size:** Puzovic, S., Simic, D., Saveljić, D., Gergelj, J., Tucakov, M., Stojnic, N., Hulo, I., Ham, I., Vizi, O., Sciban, M., Ruzic, M., Vucanovic, M., Jovanovic, T. (2004): Birds of Serbia and Montenegro – Size of nesting populations. I trends: 1990-2002. Ciconia 12,

### Poland

**Breeding population size:** Wilk T., Bobrek R., Pepekowska-Król A., Neubauer G., Kosicki J. 2016. Ptaki polskich Karpat - stan, zagrożenia, ochrona. OTOP, Marki.

**Breeding short-term trend:** Chief Inspectorate of Environmental Protection & Polish Society for the Protection of Birds (OTOP) / BirdLife Poland

**Breeding long-term trend:** Chief Inspectorate of Environmental Protection & Polish Society for the Protection of Birds (OTOP) / BirdLife Poland

### Romania

**Breeding population size:** Ornitodata (Romanian Ornithological Society) Database, OpenBirdMaps (Milvus Group) Database, Rombird (Romanian Rarity Commission) Database

**Breeding short-term trend:** Ornitodata (Romanian Ornithological Society) Database, OpenBirdMaps (Milvus Group) Database, Rombird (Romanian Rarity Commission) Database

**Breeding long-term trend:** Ornitodata (Romanian Ornithological Society) Database, OpenBirdMaps (Milvus Group) Database, Rombird (Romanian Rarity Commission) Database

### Russia

**Breeding population size:** Voltzit & Kalyakin 2013-2019; Database of the project on Atlas of breeding birds of European Russia

**Breeding short-term trend:** Belik unpublished

**Breeding long-term trend:** Belik et al.2003

### Serbia

**Breeding population size:** EBBA2 project; Puzović, S., Radišić, D., Ružić, M., Rajković, D., Radaković, M., Pantović, U., Janković, M., Stojnić, N., Šćiban, M., Tucakov, M., Gergelj, J., Sekulić, G., Agošton, A. & Raković, M. 2015. Birds of Serbia: Breeding Population Estimates and Trends for the Period 2008-2013. Bird protection and study society of Serbia, and Department of Biology and Ecology, Faculty of Sciences, University of Novi Sad, Novi Sad.

**Breeding short-term trend:** Puzović, S., Radišić, D., Ružić, M., Rajković, D., Radaković, M., Pantović, U., Janković, M., Stojnić, N., Šćiban, M., Tucakov, M., Gergelj, J., Sekulić, G., Agošton, A. & Raković, M. 2015. Birds of Serbia: Breeding Population Estimates and Trends for the Period 2008-2013. Bird protection and study society of Serbia, and Department of Biology and Ecology, Faculty of Sciences, University of Novi Sad, Novi Sad.

**Breeding long-term trend:** Puzović, S., Radišić, D., Ružić, M., Rajković, D., Radaković, M., Pantović, U., Janković, M., Stojnić, N., Šćiban, M., Tucakov, M., Gergelj, J., Sekulić, G., Agošton, A. & Raković, M. 2015. Birds of Serbia: Breeding Population Estimates and Trends for the Period 2008-2013. Bird protection and study society of Serbia, and Department of Biology and Ecology, Faculty of Sciences, University of Novi Sad, Novi Sad.

### Slovakia

**Breeding population size:** Coordinatory group for reporting 2019. Danko Štefan, Darolová Alžbeta, Krištín Anton: Rozšírenie vtákov na Slovensku. VEDA, vyd. SAV Bratislava, 2002.

**Breeding short-term trend:** Coordinatory group for reporting 2019, AVES-Symfony Database 2013-2018, KIMS Database 2013-2018. Danko Štefan, Darolová Alžbeta, Krištín Anton: Rozšírenie vtákov na Slovensku. VEDA, vyd. SAV Bratislava, 2002.

**Breeding long-term trend:** Coordinatory group for reporting 2019, AVES-Symfony Database 2013-2018, KIMS Database 2013-2018. Danko Štefan, Darolová Alžbeta, Krištín Anton: Rozšírenie vtákov na Slovensku. VEDA, vyd. SAV Bratislava, 2002.

### Slovenia

**Breeding population size:** Mihelič T., Kmecl P., Denac K., Koce U., Vrezec A., Denac D. (eds.) (2019): Atlas ptic Slovenije. Popis gnezdičk 2002–2017. DOPPS, Ljubljana.

**Breeding short-term trend:** There are no sources for this information.

**Breeding long-term trend:** There are no sources for this information.

### Spain

**Breeding population size:** Martí, R. & del Moral, J.C. (Eds.) (2003). Atlas de las Aves Reproductoras de España. Dirección General de Conservación de la Naturaleza-Sociedad Española de Ornitología. Madrid, 733 pp. ([https://www.miteco.gob.es/es/biodiversidad/temas/inventarios-nacionales/inventario-especies-terrestres/inventario-nacional-de-biodiversidad/ieet\\_aves\\_atlas.aspx](https://www.miteco.gob.es/es/biodiversidad/temas/inventarios-nacionales/inventario-especies-terrestres/inventario-nacional-de-biodiversidad/ieet_aves_atlas.aspx)) Purroy, F.J. (Coord.) (1997). Atlas de las aves de España (1975-1995). SEO/BidLife. Lynx Edicions. Barcelona. 583 pp.

**Breeding short-term trend:** Información proporcionada por Cataluña.

**Breeding long-term trend:** Martí, R. & del Moral, J.C. (Eds.) (2003). Atlas de las Aves Reproductoras de España. Dirección General de Conservación de la Naturaleza-Sociedad Española de Ornitología. Madrid, 733 pp. ([https://www.miteco.gob.es/es/biodiversidad/temas/inventarios-nacionales/inventario-especies-terrestres/inventario-nacional-de-biodiversidad/ieet\\_aves\\_atlas.aspx](https://www.miteco.gob.es/es/biodiversidad/temas/inventarios-nacionales/inventario-especies-terrestres/inventario-nacional-de-biodiversidad/ieet_aves_atlas.aspx)) Purroy, F.J. (Coord.) (1997). Atlas de las aves de España (1975-1995). SEO/BidLife. Lynx Edicions. Barcelona. 583 pp.

### Switzerland

**Breeding population size:** Knaus, P., S. Antoniazza, S. Wechsler, J. Guélat, M. Kéry, N. Strelbel & T. Sattler (2018): Swiss Breeding Bird Atlas 2013–2016. Distribution and population trends of birds in Switzerland and Liechtenstein. Swiss Ornithological Institute, Sempach.

**Breeding short-term trend:** <https://www.vogelwarte.ch/en/projects/population-trends/breeding-population-indices/>

**Breeding long-term trend:** <https://www.vogelwarte.ch/en/projects/population-trends/breeding-population-indices/>

*Prunella collaris* (Alpine Accentor)

---

**Turkey**

**Breeding population size:** Birdlife International (2004) Birds in Europe: population estimates, trends and conservation status, Cambridge UK: Birdlife International (Birdlife Conservation series no: 12) Kusbank Bird Database (Ebird) Kirwan G.M., Boyla K. A., Castell P., Demirci B., Özen M., Welch H., Marlow T., 2008, Birds of Turkey. Londra, Christopher Helm, 978-1-4081-0475-

**Ukraine**

**Breeding population size:** Atlas work, non-published data

## Bibliography

Bird, J. P., Martin, R., Akçakaya, H. R., Gilroy, J., Burfield, I. J., Garnett, S. G., Symes, A., Taylor, J., Sekercioglu, Ç. H. and Butchart, S. H. M. 2020. Generation lengths of the world's birds and their implications for extinction risk. *Conservation Biology* 34(5): 1252-1261. DOI: 10.1111/cobi.13486.

BirdLife International. 2004. *Birds in Europe: population estimates, trends and conservation status*. BirdLife International, Cambridge, U.K.

Brazil, M. 2009. *Birds of East Asia: eastern China, Taiwan, Korea, Japan, eastern Russia*. Christopher Helm, London.

Cichocki, W. 2004. *Prunella collaris* (Scop., 1769) – płochacz halny. In: M. Gromadzki (ed.), *Ptaki (czesc II). Poradniki ochrony siedlisk i gatunków Natura 2000 – podręcznik metodyczny*, pp. 296–299. Ministerstwo Środowiska, Warszawa.

Hatchwell, B. and Christie, D.A. 2016. Alpine Accentor (*Prunella collaris*). In: del Hoyo, J., Elliott, A., Sargatal, J., Christie, D.A. and de Juana, E. (eds), *Handbook of the Birds of the World Alive*, Lynx Edicions, Barcelona.