



THE IUCN RED LIST  
OF THREATENED SPECIES™



## ***Coccothraustes coccothraustes* (Hawfinch)**

### **European Red List of Birds**

### **Supplementary Material**

The European Union (EU28) Red List assessments were based principally on the official data reported by EU Member States to the European Commission under Article 12 of the Birds Directive in 2019-20. For the European Red List assessments, similar data were sourced from BirdLife Partners and other collaborating experts in other European countries and territories. For more information, see BirdLife International (2021).

#### **Contents**

Reported national population sizes and trends  
Trend maps of reported national population data  
Sources of reported national population data  
Species factsheet bibliography

#### **Recommended citation**

BirdLife International (2021) European Red List of Birds. Luxembourg: Publications Office of the European Union.

#### **Further information**

<http://datazone.birdlife.org/info/euroredlist>  
<http://www.birdlife.org/europe-and-central-asia/european-red-list-birds-0>  
<http://www.iucnredlist.org/regions/europe>  
<http://ec.europa.eu/environment/nature/conservation/species/redlist/>

#### **Data requests and feedback**

To request access to these data in electronic format, provide new information, correct any errors or provide feedback, please email [science@birdlife.org](mailto:science@birdlife.org).

*Coccothraustes coccothraustes* (Hawfinch)

**Table 1.** Reported national breeding population size and trends in Europe<sup>1</sup>.

Country (or territory) <sup>2</sup>	Population estimate				Short-term population trend <sup>5</sup>				Long-term population trend <sup>5</sup>				Subspecific population (where relevant)
	Size (pairs) <sup>3</sup>	Europe (%)	Year(s)	Method <sup>4</sup>	Direction <sup>6</sup>	Magnitude (%) <sup>7</sup>	Year(s)	Method <sup>4</sup>	Direction <sup>6</sup>	Magnitude (%) <sup>7</sup>	Year(s)	Method <sup>4</sup>	
Albania	440–1100	<1	2007-2018	partial	?		2007-2018	partial	+	100	1980-2018	expert	
Armenia	3400–4400	<1	2013-2018	complete	0		2007-2018		?		2003-2018	deficient	
Austria	15000–30000	<1	2013-2018	partial	+		2007-2018	complete	?		1981-2018	deficient	
Azerbaijan	5000–50000	<1	1996-2019	expert	?		2013-2019	expert	?		1980-2019	expert	
Belarus	200000–320000	5	2010-2018	partial	+	50 to 100	2012-2019	expert	0	0	1980-2019	expert	
Belgium	8700–13300	<1	2013-2018	partial	0	-1 to 21	2008-2018	partial	+	55 to 138	1973-2018	partial	
Bosnia & HG	5000–9000	<1	2015-2018	complete	?	-10 to 10	2007-2018	complete	?		1980-2018	deficient	
Bulgaria	40000–150000	2	2005-2018	partial	F		2001-2018	complete	0	0 to 5	1980-2018	expert	
Croatia	200000–350000	6	2013-2018	expert	?		2007-2018	deficient	?		1980-2018	deficient	
Czechia	140000–280000	4	2014-2017	complete	+		2007-2018	complete	-		1982-2018	complete	
Denmark	13500–13600	<1	2017	partial	0	-24 to 70	2006-2017	complete	0	-37 to 24	1981-2017	complete	
Estonia	20000–35000	<1	2013-2017	expert	0	-74 to -14	2007-2018	expert	-	-59 to -52	1983-2018	expert	
Finland	1000–2000	<1	2013-2018	partial	+		2007-2018	partial	+		1980-2018	partial	
France	60000–100000	2	2013-2018	partial	+		2007-2018	partial	+		1989-2017	partial	
Georgia	2700–27100	<1	2013-2017	partial	?			deficient	?				
Germany	205000–355000	6	2016-2016	complete	0	-29 to 29	2004-2016	complete	0		1980-2016	expert	
Greece	5000–20000	<1	2015	partial	0		2007-2018	partial	-		1980-2018	partial	
Hungary	124000–174000	3	2014-2018	complete	0		2007-2018	complete	0		1980-2018	expert	
Italy	5000–15000	<1	2013-2018	expert	?		2007-2018	deficient	0		1993-2018	expert	
Kosovo	1000–1500	<1	2007-2019	partial	+		2007-2018	partial	0		1990-2018	partial	
Latvia	64500–123000	2	2016-2016	complete	+	60 to 311	2005-2018	complete	+	1512 to 1541	1991-2016	partial	
Liechtenstein	40–60	<1	2013-2018	complete	0		2006-2018	partial	0		1980-2018	expert	
Lithuania	30000–60000	<1	2013-2018	partial	0	0	2013-2018	partial	0	0	1980-2018	partial	
Luxembourg	3000–4000	<1	2013-2018	partial	?	-10 to 110	2009-2018	expert	?		1980-2018	expert	
North Macedonia	5000–15000	<1	2014-2019	expert	0		2007-2018	expert	?		1980-2019		
Moldova	20000–35000	<1	2014-2017	partial	+		2007-2018	partial	0		1990-2018	expert	
Montenegro	1500–3000	<1	2002-2012	expert	0		2007-2018	expert	?				
Netherlands	12000–15000	<1	2013-2015	complete	+	116 to 171	2006-2017	complete	+	151 to 324	1984-2017	complete	
Norway	2500–10000	<1	2013-2018	expert	?		2013-2018	deficient	+	400 to 4900	1980-2018	partial	
Poland	362000–486000	9	2013-2018	complete	+	13 to 45	2007-2018	complete	?		1980-2018	deficient	
Portugal	5000–10000	<1	2013-2018	partial	?		2007-2018	deficient	?		1980-2018	deficient	
Romania	812000–1350000	22	2013-2015	complete	?	-7 to 2	2008-2018	complete	?		1980-2018	deficient	

*Coccothraustes coccothraustes* (Hawfinch)

**Table 1.** Reported national breeding population size and trends in Europe<sup>1</sup>.

Country (or territory) <sup>2</sup>	Population estimate				Short-term population trend <sup>5</sup>				Long-term population trend <sup>5</sup>				Subspecific population (where relevant)
	Size (pairs) <sup>3</sup>	Europe (%)	Year(s)	Method <sup>4</sup>	Direction <sup>6</sup>	Magnitude (%) <sup>7</sup>	Year(s)	Method <sup>4</sup>	Direction <sup>6</sup>	Magnitude (%) <sup>7</sup>	Year(s)	Method <sup>4</sup>	
Russia	400000–800000	12	2008-2018	partial	+	10 to 15	2008-2013	expert	+	15 to 20	1980-2018	expert	
Serbia	103000–139000	3	2013-2018	partial	0	0	2007-2018	complete	0	0	1980-2018	complete	
Slovakia	110000–220000	3	2013-2018	partial	0		2007-2018	partial	0		1980-2018	partial	
Slovenia	32200–45100	<1	2018-2018	complete	+		2008-2018	complete	?		1980-2018	deficient	
Spain	170000–171000	4	2013-2018	complete	?	-10 to 10	2007-2018	partial	?	-10 to 10	1980-2018	partial	
Sweden	26000–45000	<1	2013-2018	partial	+	56 to 171	2007-2018	partial	+	51 to 270	1980-2018	partial	
Switzerland	13000–17000	<1	2013–2016	partial	0	-34 to 103	2007-2018	complete	0	-13 to 62	1990-2018	complete	
Turkey	15000–20000	<1	2002-2012	expert	?		2008-2019	deficient	?		1980-2013	deficient	
Ukraine	400000–500000	10	2015-2017	partial	F	10 to 20	2007-2019	expert	F	10 to 20	1980-2019	expert	
United Kingdom	500–1000	<1	2011	partial	-	-89 to -79	1989-2011	partial	-	-93 to -87	1970-2011	partial	
EU28	2460000–4070000	68											
<b>Europe</b>	<b>3640000–6020000</b>	<b>100</b>											

<sup>1</sup> See 'Sources' at end of factsheet, and for more details on individual EU Member State reports, see the Article 12 reporting portal at <http://bd.eionet.europa.eu/article12/report>.

<sup>2</sup> The designation of geographical entities and the presentation of the material do not imply the expression of any opinion whatsoever on the part of IUCN or BirdLife International concerning the legal status of any country, territory or area, or of its authorities, or concerning the delimitation of its frontiers or boundaries.

<sup>3</sup> In the few cases where population size estimates were reported in units other than those specified, they were converted to the correct units using standard correction factors.

<sup>4</sup> The 'method used' (replacing the data 'quality' assessment in the 2015 European Red List) is reported as: a) Complete: complete survey or a statistically robust estimate; b) Partial: based mainly on extrapolation from a limited amount of data; c) Expert: based mainly on expert opinion with very limited data; d) Deficient: insufficient or no data available.

<sup>5</sup> The robustness of regional trends to the effects of any missing or incomplete data was tested using plausible scenarios, based on other sources of information, including any other reported information, recent national Red Lists, scientific literature, other publications and consultation with relevant experts.

<sup>6</sup> Trend directions are reported as: increasing (+); decreasing (-); stable (0); fluctuating (F); or unknown (?).

<sup>7</sup> Trend magnitudes are rounded to the nearest integer.

*Coccothraustes coccothraustes* (Hawfinch)

**Table 2.** Reported national wintering population sizes and trends in Europe<sup>1</sup>. Note that some countries within the species' wintering range did not report any data, and that only minimum totals are presented, to avoid double-counting of birds moving between countries.

Country (or territory) <sup>2</sup>	Population estimate				Short-term population trend <sup>5</sup>				Long-term population trend <sup>5</sup>				Subspecific population (where relevant)
	Size (individuals) <sup>3</sup>	Europe (%)	Year(s)	Method <sup>4</sup>	Direction <sup>6</sup>	Magnitude (%) <sup>7</sup>	Year(s)	Method <sup>4</sup>	Direction <sup>6</sup>	Magnitude (%) <sup>7</sup>	Year(s)	Method <sup>4</sup>	
Andorra		<1			?				?				
Europe	0	100											

<sup>1</sup> See 'Sources' at end of factsheet, and for more details on individual EU Member State reports, see the Article 12 reporting portal at <http://bd.eionet.europa.eu/article12/report>.

<sup>2</sup> The designation of geographical entities and the presentation of the material do not imply the expression of any opinion whatsoever on the part of IUCN or BirdLife International concerning the legal status of any country, territory or area, or of its authorities, or concerning the delimitation of its frontiers or boundaries.

<sup>3</sup> In the few cases where population size estimates were reported in units other than those specified, they were converted to the correct units using standard correction factors.

<sup>4</sup> The 'method used' (replacing the data 'quality' assessment in the 2015 European Red List) is reported as: a) Complete: complete survey or a statistically robust estimate; b) Partial: based mainly on extrapolation from a limited amount of data; c) Expert: based mainly on expert opinion with very limited data; d) Defficient: insufficient or no data available.

<sup>5</sup> The robustness of regional trends to the effects of any missing or incomplete data was tested using plausible scenarios, based on other sources of information, including any other reported information, recent national Red Lists, scientific literature, other publications and consultation with relevant experts.

<sup>6</sup> Trend directions are reported as: increasing (+); decreasing (-); stable (0); fluctuating (F); or unknown (?).

<sup>7</sup> Trend magnitudes are rounded to the nearest integer.

## Trend maps

A symbol appears in each country where the species occurs: the shape and colour of the symbol represent the population trend in that country, and the size of the symbol corresponds to the proportion of the European population occurring in that country.

### KEY

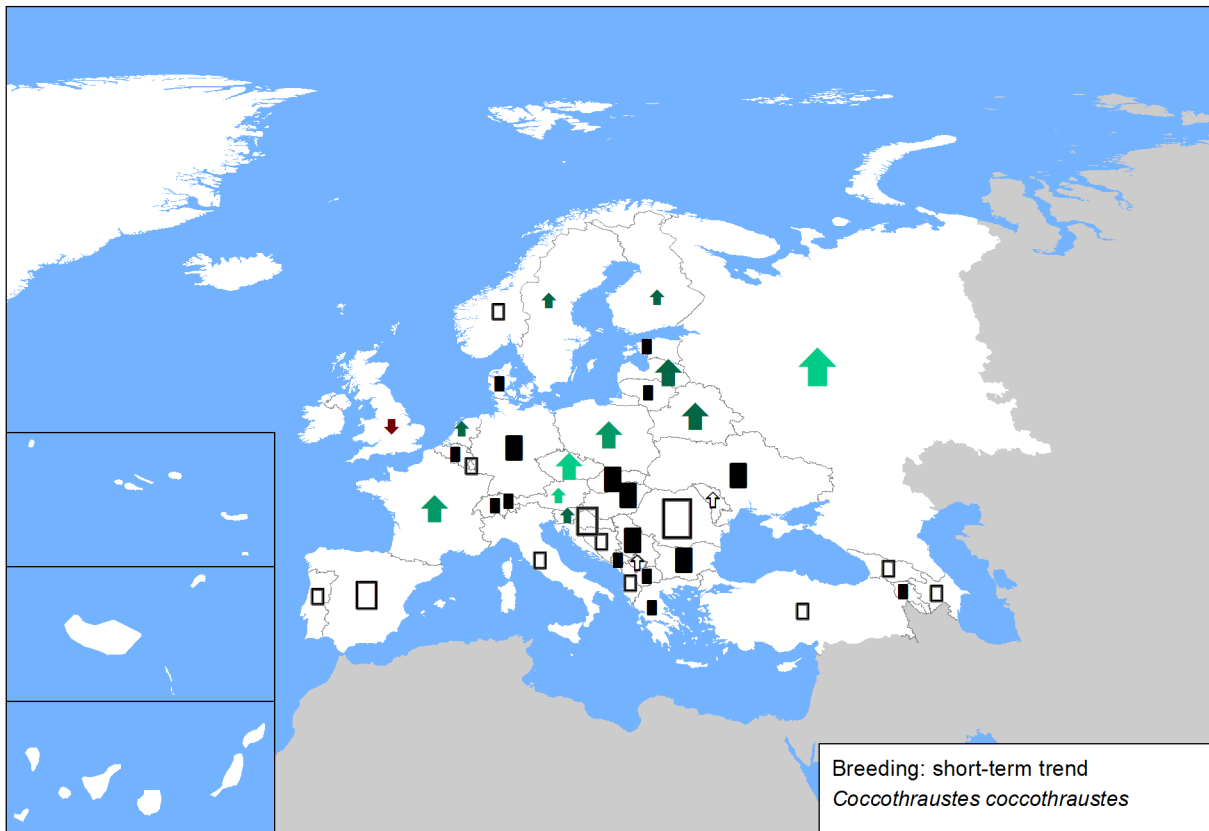
- |   |                                 |
|---|---------------------------------|
| ↑ Large increase (≥50%)                 | ↓ Large decrease (≥50%)         |
| ↑ Moderate increase (20–49%)            | ↓ Moderate decrease (20–49%)    |
| ↑ Small increase (<20%)                 | ↓ Small decrease (<20%)         |
| ↑ Increase of unknown magnitude         | ↓ Decrease of unknown magnitude |
| ■ Stable or fluctuating                 |                                 |
| □ Unknown                               |                                 |
| ○ Present (no population or trend data) |                                 |
| × Extinct since 1980                    |                                 |

Each symbol, with the exception of Present and Extinct, may occur in up to three different size classes, corresponding to the proportion of the European population occurring in that country.

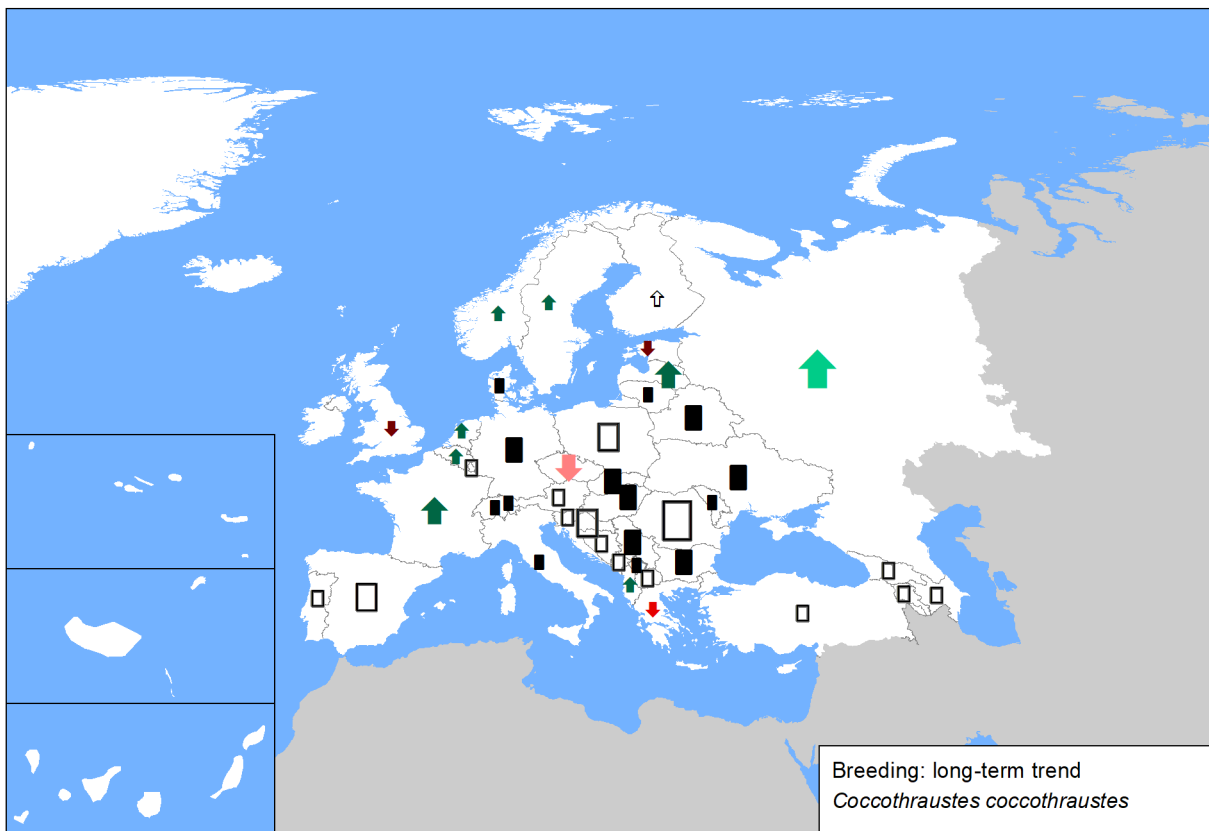
- ↑ Large: ≥10% of the European population
- ↑ Medium: 1–9% of the European population
- ↑ Small: <1% of the European population

The designation of geographical entities and the presentation of the material do not imply the expression of any opinion whatsoever on the part of IUCN or BirdLife International concerning the legal status of any country, territory or area, or of its authorities, or concerning the delimitation of its frontiers or boundaries.

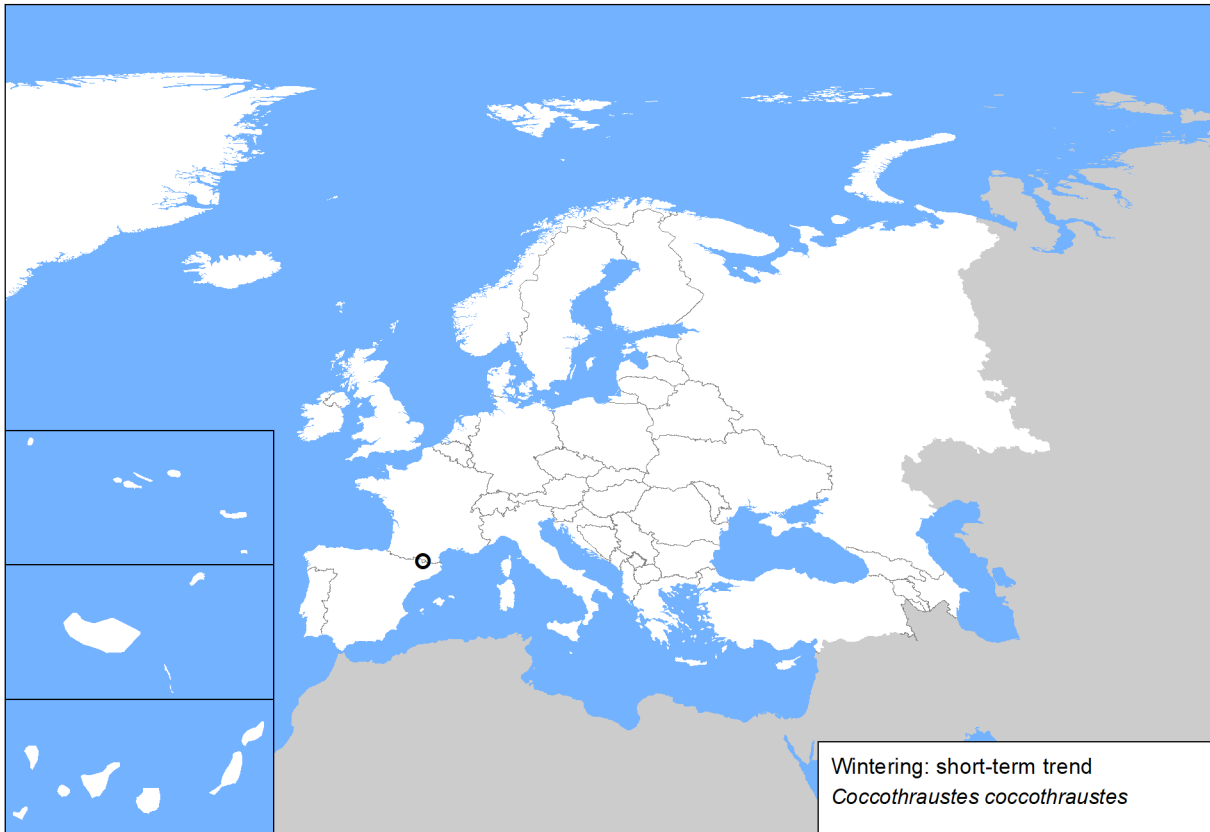
**Figure 1.** Breeding population sizes and short-term trends across Europe.



**Figure 2.** Breeding population sizes and long-term trends across Europe.



**Figure 3.** Reported wintering population sizes and short-term trends across Europe. Note that some countries within the species' wintering range did not report any data.



**Figure 4.** Reported wintering population sizes and long-term trends across Europe. Note that some countries within the species' wintering range did not report any data.



## Sources

### Albania

<b>Breeding population size:</b> Bino & Xeka 2020 in EBBA 2
<b>Breeding short-term trend:</b> Bino & Xeka pers. obs.
<b>Breeding long-term trend:</b> Bino pers. obs.

### Andorra

<b>Winter short-term trend:</b> Population trend not analysed for wintering birds
---

### Armenia

<b>Breeding population size:</b> TSE NGO National Bird Monitoring data.
<b>Breeding short-term trend:</b> TSE (2020) The Atlas of the Breeding Birds in Armenia. In preparation.
<b>Breeding long-term trend:</b> TSE (2020) The Atlas of the Breeding Birds in Armenia. In preparation.

### Austria

<b>Breeding population size:</b> BirdLife Austria, estimate based on a sample of breeding densities from different sites and habitats and corrected by the results of the Austrian breeding bird monitoring ("Brutvogelmonitoring") for 1998- 2018
<b>Breeding short-term trend:</b> BirdLife Austria, results of the Austrian Breeding bird monitoring ("Brutvogelmonitoring")
<b>Breeding long-term trend:</b> BirdLife Austria, unpublished

### Azerbaijan

<b>Breeding population size:</b> BirdLife International 2004
<b>Breeding short-term trend:</b> AOS data base
<b>Breeding long-term trend:</b> AOS Data Base

### Belarus

<b>Breeding population size:</b> Research work of the National Academy of Sciences of the Republic of Belarus "Dynamics and predictive assessment of changes in the state of populations of the main resource and biocenotically most important bird species in Belarus"
<b>Breeding long-term trend:</b> Nikiforov M.E., Kozulin A.V., eds. Belarussian birds at the beginning of XXI century: status, numbers, distribution. - 1997. - Minsk. - 187 p.

### Belgium

<b>Breeding population size:</b> Vermeersch G. et al. (2018, in press). Broedvogels in Vlaanderen in de periode 2013-2018. Rapporten van het Instituut voor Natuur- en Bosonderzoek (INBO), Brussel. / Paquet, J-Y., Anselin, A., Vermeersch, G., Derouaux, A., Devos, K. (2019, in prep.). Contribution of Belgium to EBCC European Breeding Bird Atlas 2. Internal Report.
<b>Breeding short-term trend:</b> Vermeersch G. et al. (2018, in press). Broedvogels in Vlaanderen in de periode 2013-2018. Rapporten van het Instituut voor Natuur- en Bosonderzoek (INBO), Brussel. / Paquet, J-Y., Anselin, A., Vermeersch, G., Derouaux, A., Devos, K. (2019, in prep.). Contribution of Belgium to EBCC European Breeding Bird Atlas 2. Internal Report.
<b>Breeding long-term trend:</b> Vermeersch G. et al. (2018, in press). Broedvogels in Vlaanderen in de periode 2013-2018. Rapporten van het Instituut voor Natuur- en Bosonderzoek (INBO), Brussel. / Paquet, J-Y., Anselin, A., Vermeersch, G., Derouaux, A., Devos, K. (2019, in prep.). Contribution of Belgium to EBCC European Breeding Bird Atlas 2. Internal Report.

### Bosnia and Herzegovina

<b>Breeding population size:</b> Based on data for EBBA2
<b>Breeding short-term trend:</b> more individual articles e.g published in magazine Bilten mreže posmatrača ptica u Bosni i Hercegovini-see <a href="https://ptice.ba/bs/category/bilteni_/">https://ptice.ba/bs/category/bilteni_/</a> , individual reports (e.g. for EBBA2, projects etc)

### Bulgaria

<b>Breeding population size:</b> Iankov, P. (ed.) 2007 Atlas of Breeding Birds in Bulgaria. Bulgarian Society for the Protection of Birds, Conservation Series, Book 10, Sofia, BSPB, 679 p.; National Art. 12 reporting database 2013-2018; SPAs mapping in 2012 Common Bird Monitoring Scheme <a href="http://bspb.org/monitoring/">http://bspb.org/monitoring/</a> Geographic Information System with Ornithological Information of BSPB
<b>Breeding short-term trend:</b> Common Bird Monitoring Scheme <a href="http://bspb.org/monitoring/">http://bspb.org/monitoring/</a> ; National Art. 12 reporting database 2013-2018; The population trend is for the period 2005-2012
<b>Breeding long-term trend:</b> Iankov, P. (ed.) 2007 Atlas of Breeding Birds in Bulgaria. Bulgarian Society for the Protection of Birds, Conservation Series, Book 10, Sofia, BSPB, 679 p.

### Croatia

<b>Breeding population size:</b> Dumbović Mazal V., Pintar V., Zdravec M. (2019): Prvo izvješće o brojnosti i rasprostranjenosti ptica u Hrvatskoj sukladno odredbama Direktive o pticama.
<b>Breeding short-term trend:</b> Dumbović Mazal V., Pintar V., Zdravec M. (2019): Prvo izvješće o brojnosti i rasprostranjenosti ptica u Hrvatskoj sukladno odredbama Direktive o pticama.
<b>Breeding long-term trend:</b> Dumbović Mazal V., Pintar V., Zdravec M. (2019): Prvo izvješće o brojnosti i rasprostranjenosti ptica u Hrvatskoj sukladno odredbama Direktive o pticama.

## *Coccothraustes coccothraustes* (Hawfinch)

### Czechia

**Breeding population size:** Šťastný et Bejček in prep. - Atlas hnízdního rozšíření ptáků ČR 2014-2017

**Breeding short-term trend:** ČSO (unpubl.): Common Bird Monitoring Programme

**Breeding long-term trend:** ČSO (unpubl.): Common Bird Monitoring Programme

### Denmark

**Breeding population size:** Charlotte M. Moshøj, Daniel Palm Eskildsen, Michael Fink Jørgensen & Thomas Vikstrøm, (2018): Overvågning af de almindelige fuglearter i Danmark 1975-2017 & Mandrup, E. 1997, Hvor mange fugle yngler i Danmark, Dansk Ornitologisk Tidsskrift, nr 3, 1997

**Breeding short-term trend:** Charlotte M. Moshøj, Daniel Palm Eskildsen, Michael Fink Jørgensen & Thomas Vikstrøm, (2018): Overvågning af de almindelige fuglearter i Danmark 1975-2017

**Breeding long-term trend:** Charlotte M. Moshøj, Daniel Palm Eskildsen, Michael Fink Jørgensen & Thomas Vikstrøm, (2018): Overvågning af de almindelige fuglearter i Danmark 1975-2017

### Estonia

**Breeding population size:** Estonian Working Group on Bird Status and Numbers

**Breeding short-term trend:** [1] Estonian Working Group on Bird Status and Numbers [2] Point counts of breeding birds. [http://seire.keskkonnainfo.ee/index.php?option=com\\_content&view=article&id=3417&Itemid=5815](http://seire.keskkonnainfo.ee/index.php?option=com_content&view=article&id=3417&Itemid=5815)

**Breeding long-term trend:** [1] Estonian Working Group on Bird Status and Numbers [2] Point counts of breeding birds. [http://seire.keskkonnainfo.ee/index.php?option=com\\_content&view=article&id=3417&Itemid=5815](http://seire.keskkonnainfo.ee/index.php?option=com_content&view=article&id=3417&Itemid=5815)

### Finland

**Breeding population size:** Lehikoinen, A., Below, A., Jukarainen, A., Laaksonen, T., Lehtiniemi, T., Mikkola-Roos, M., Pessa, J., Rajasärkkä, A., Rusanen, P., Sirkiä, P., Tiainen, J. & Valkama, J. 2019: Suomen lintujen pesimäkantojen koot. – Linnut-vuosikirja 2018: 38-45.

**Breeding short-term trend:** BirdLife Finland 2019: Tiira bird observation database.

**Breeding long-term trend:** BirdLife Finland 2019: Regional observation summary database of Finnish Birdwatching societies on scarce bird species.

### France

**Breeding population size:** Issa N. & Muller Y. 2015. Atlas des oiseaux nicheurs de France métropolitaine. , LPO/SEOF/MNHN/Delachaux et Niestlé, Paris

**Breeding short-term trend:** . STOC EPS / MNHN.

### Georgia

**Breeding population size:** EBBA Georgia, prepared by Sabuko-Society for nature conservation, Iliia state university, NGO "psovi".

### Germany

**Breeding population size:** Monitoring häufiger Brutvögel ([http://www.dda-web.de/index.php?cat=monitoring&subcat=ha\\_neu&subsubcat=kontakt](http://www.dda-web.de/index.php?cat=monitoring&subcat=ha_neu&subsubcat=kontakt))

**Breeding short-term trend:** Monitoring häufiger Brutvögel ([http://www.dda-web.de/index.php?cat=monitoring&subcat=ha\\_neu&subsubcat=kontakt](http://www.dda-web.de/index.php?cat=monitoring&subcat=ha_neu&subsubcat=kontakt))

**Breeding long-term trend:** Gerlach et al. (in Vorb.): Vögel in Deutschland – 2019. Dachverband Deutscher Avifaunisten, Bundesamt für Naturschutz und Länderarbeitsgemeinschaft der Vogelschutzwarten, Münster.

### Greece

**Breeding population size:** 1) BirdLife International (2004) Birds in Europe: Population estimates, trends and conservation status. Cambridge, UK: Birdlife International (Birdlife Conservation Series No. 12).

**Breeding short-term trend:** 1) BirdLife International (2004) Birds in Europe: Population estimates, trends and conservation status. Cambridge, UK: Birdlife International (Birdlife Conservation Series No. 12).

**Breeding long-term trend:** 1) Handrinos, G., & Akriotis, T., (1997) The birds of Greece. C. Helm, A & C Black, London. 2) BirdLife International (2004) Birds in Europe: Population estimates, trends and conservation status. Cambridge, UK: Birdlife International (Birdlife Conservation Series No. 12).

### Hungary

**Breeding population size:** National common bird monitoring scheme (MMM) database.

**Breeding short-term trend:** Expert opinions. National common bird monitoring scheme (MMM) database.

**Breeding long-term trend:** Expert opinions. National common bird monitoring scheme (MMM) database.

### Italy

**Breeding population size:** Brichetti P & Fracasso G. 2013. Ornitologia italiana. Vol.8 (Sturnidae-Fringillidae). Alberto Perdisa Editore, Bologna

**Breeding short-term trend:** No recent data available

**Breeding long-term trend:** Brichetti P., Meschini E., 1993. Stima delle popolazioni di uccelli nidificanti. In Meschini E., Frugis S., 1993. Atlante degli uccelli nidificanti in Italia. Suppl. Ric. Biol. Selvaggina, 20, 1-345.

### Kosovo

**Breeding population size:** Qenan Maxhuni

**Breeding short-term trend:** Qenan Maxhuni

**Breeding long-term trend:** Puzovic, S. et al. (2004): Birds of Serbia and Montenegro – Size of nesting populations. I trends: 1990-2002. Ciconia 12

## *Coccothraustes coccothraustes* (Hawfinch)

### Latvia

<b>Breeding population size:</b> Aunins A., Mardega I. 2018. [Countrywide monitoring of the common birds. Final report for the year 2018.] (in Latvian) Latvian Ornithological society
<b>Breeding short-term trend:</b> Aunins A., Mardega I. 2018. [Countrywide monitoring of the common birds. Final report for the year 2018.] (in Latvian) Latvian Ornithological society
<b>Breeding long-term trend:</b> Strazds M., Priednieks J., Vaverins G. 1994. [Size of Latvian bird populations.] (in Latvian) In: Putni dabā, 4: 3–18 Aunins A., Mardega I. 2018. [Countrywide monitoring of the common birds. Final report for the year 2018.] (in Latvian) Latvian Ornithological society

### Liechtenstein

<b>Breeding population size:</b> Willi 2019
<b>Breeding short-term trend:</b> Willi 2006
<b>Breeding long-term trend:</b> Willi & Broggi 1986

### Lithuania

<b>Breeding population size:</b> Expert working group of the Lithuanian Ornithological Society (lod@birdlife.lt) 2015-2018. Lietuvos perinčių paukščių atlaso duomenų bazė (Lithuanian Breeding Birds Atlas Database). Vilnius. Ministry of Environment of the Republic of Lithuania. 2012. Status and trends of bird populations (Article 12, Birds Directive 2009/147/EC) National Summary 2008-2012 Lithuania.
<b>Breeding short-term trend:</b> Expert working group of the Lithuanian Ornithological Society (lod@birdlife.lt) 2015-2018. Lietuvos perinčių paukščių atlaso duomenų bazė (Lithuanian Breeding Birds Atlas Database). Vilnius. Ministry of Environment of the Republic of Lithuania. 2012. Status and trends of bird populations (Article 12, Birds Directive 2009/147/EC) National Summary 2008-2012 Lithuania.
<b>Breeding long-term trend:</b> Logminas, V. (ed.). 1991. Lietuvos fauna: paukščiai. Vilnius: „Mokslas“. Kurlavičius, P. (ed.) 2006. Lietuvos perinčių paukščių atlasas. Kaunas: „Lututė“. Expert working group of the Lithuanian Ornithological Society (lod@birdlife.lt) BirdLife International/European Bird Census Council. 2000. European bird populations: estimates and trends. Cambridge, UK: BirdLife International (BirdLife Conservation Series No. 10). Raudonikis L. 2004. Important Bird Areas of the European Union Importance in Lithuania. Lithuanian Ornithological Society & Institute of Ecology of Vilnius University. Lutute, Vilnius. Jusys, V., Karalius, S., Raudonikis, L. 2012. Lietuvos paukščių pažinimo vadovas. Kaunas: „Lututė“. Ministry of Environment of the Republic of Lithuania. 2012. Status and trends of bird populations (Article 12, Birds Directive 2009/147/EC) National Summary 2008-2012 Lithuania. Expert working group of the Lithuanian Ornithological Society (lod@birdlife.lt) 2015-2018. Lietuvos perinčių paukščių atlaso duomenų bazė (Lithuanian Breeding Birds Atlas Database). Vilnius.

### Luxembourg

<b>Breeding population size:</b> Ornitho.lu (2018): online database natur&environment asbl & Dachverband Deutscher Avifaunisten (DDA) e.V.; Luxembourg Recorder (2018): database Musée national d'histoire naturelle; Luxembourg Lorgé P., E. Melchior (2016): Die Vögel Luxemburgs. Natur&environment Luxembourg. ISBN: 978-2-919920-01-3
<b>Breeding short-term trend:</b> Luxembourg Recorder (2018): database Musée national d'histoire naturelle (Cobimo data)
<b>Breeding long-term trend:</b> Experts' estimate

### North Macedonia

<b>Breeding population size:</b> unpublished data from the European Breeding Bird Atlas 2
<b>Breeding short-term trend:</b> unpublished data from the European Breeding Bird Atlas 2

### Moldova

<b>Breeding population size:</b> Moldova's contribution for the second European Breeding Bird Atlas (EBBA2)
<b>Breeding short-term trend:</b> SPPN expert opinion (sppn.moldova@gmail.com)
<b>Breeding long-term trend:</b> SPPN expert opinion (sppn.moldova@gmail.com)

### Montenegro

<b>Breeding population size:</b> Puzovic, S., Simic, D., Saveljić, D., Gergelj, J., Tucakov, M., Stojnic, N., Hulo, I., Ham, I., Vizi, O., Sciban, M., Ruzic, M., Vucanovic, M., Jovanovic, T. (2004): Birds of Serbia and Montenegro – Size of nesting populations. I trends: 1990-2002. Ciconia 12,
---

### Netherlands

<b>Breeding population size:</b> Sovon Bird atlas (Sovon 2018)
<b>Breeding short-term trend:</b> NEM (Sovon, RWS, CBS, provinces)
<b>Breeding long-term trend:</b> NEM (Sovon, RWS, CBS, provinces)

### Norway

<b>Breeding population size:</b> Shimmings P. & Øien, I.J. 2015. Bestandsestimer og trender for norske hekkfugler. NOF-rapport 2015-2.
<b>Breeding long-term trend:</b> Shimmings P. & Øien, I.J. 2015. Bestandsestimer og trender for norske hekkfugler. NOF-rapport 2015-2.

### Poland

<b>Breeding population size:</b> State Environmental Monitoring / Chief Inspectorate of Environmental Protection (survey: MPPL – Common Bird Survey)
<b>Breeding short-term trend:</b> State Environmental Monitoring / Chief Inspectorate of Environmental Protection (survey: MPPL)
<b>Breeding long-term trend:</b> Chief Inspectorate of Environmental Protection & Polish Society for the Protection of Birds (OTOP) / BirdLife Poland

### Portugal

<b>Breeding population size:</b> eBird (2019). eBird: An online database of bird distribution and abundance [web application]. eBird, Ithaca, New York. Available: <a href="http://www.ebird.org/portugal/home">http://www.ebird.org/portugal/home</a> . (Accessed: October 22, 2018).
--

## *Coccothraustes coccothraustes* (Hawfinch)

### Romania

<b>Breeding population size:</b> Romanian Common Bird Monitoring Programme, Ornitodata (Romanian Ornithological Society) Database, OpenBirdMaps (Milvus Group) Database
<b>Breeding short-term trend:</b> Romanian Common Bird Monitoring Programme, Ornitodata (Romanian Ornithological Society) Database, OpenBirdMaps (Milvus Group) Database
<b>Breeding long-term trend:</b> Ornitodata (Romanian Ornithological Society) Database, OpenBirdMaps (Milvus Group) Database, Rombird (Romanian Rarity Commission) Database

### Russia

<b>Breeding population size:</b> Voltzit & Kalyakin 2013-2019; Database of the project on Atlas of breeding birds of European Russia
<b>Breeding short-term trend:</b> Preobrazhenskaya in press.
<b>Breeding long-term trend:</b> Preobrazhenskaya in press.

### Serbia

<b>Breeding population size:</b> EBBA2 project; Puzović, S., Radišić, D., Ružić, M., Rajković, D., Radaković, M., Pantović, U., Janković, M., Stojnić, N., Šćiban, M., Tucakov, M., Gergelj, J., Sekulić, G., Agošton, A. & Raković, M. 2015. Birds of Serbia: Breeding Population Estimates and Trends for the Period 2008-2013. Bird protection and study society of Serbia, and Department of Biology and Ecology, Faculty of Sciences, University of Novi Sad, Novi Sad.
<b>Breeding short-term trend:</b> Puzović, S., Radišić, D., Ružić, M., Rajković, D., Radaković, M., Pantović, U., Janković, M., Stojnić, N., Šćiban, M., Tucakov, M., Gergelj, J., Sekulić, G., Agošton, A. & Raković, M. 2015. Birds of Serbia: Breeding Population Estimates and Trends for the Period 2008-2013. Bird protection and study society of Serbia, and Department of Biology and Ecology, Faculty of Sciences, University of Novi Sad, Novi Sad.
<b>Breeding long-term trend:</b> Puzović, S., Radišić, D., Ružić, M., Rajković, D., Radaković, M., Pantović, U., Janković, M., Stojnić, N., Šćiban, M., Tucakov, M., Gergelj, J., Sekulić, G., Agošton, A. & Raković, M. 2015. Birds of Serbia: Breeding Population Estimates and Trends for the Period 2008-2013. Bird protection and study society of Serbia, and Department of Biology and Ecology, Faculty of Sciences, University of Novi Sad, Novi Sad.

### Slovakia

<b>Breeding population size:</b> Coordinatory group for reporting 2019. Danko Štefan, Darolová Alžbeta, Krištin Anton: Rozšírenie vtákov na Slovensku. VEDA, vyd. SAV Bratislava, 2002.
<b>Breeding short-term trend:</b> Coordinatory group for reporting 2019, AVES-Symfony Database 2013-2018, KIMS Database 2013-2018. Danko Štefan, Darolová Alžbeta, Krištin Anton: Rozšírenie vtákov na Slovensku. VEDA, vyd. SAV Bratislava, 2002.
<b>Breeding long-term trend:</b> Coordinatory group for reporting 2019, AVES-Symfony Database 2013-2018, KIMS Database 2013-2018. Danko Štefan, Darolová Alžbeta, Krištin Anton: Rozšírenie vtákov na Slovensku. VEDA, vyd. SAV Bratislava, 2002.

### Slovenia

<b>Breeding population size:</b> Mihelič T., Kmecl P., Denac K., Koce U., Vrezec A., Denac D. (eds.) (2019): Atlas ptic Slovenije. Popis gnezdičk 2002–2017. (The atlas of birds of Slovenia. The census of breeding birds 2002-2017.) – DOPPS, Ljubljana. Kmecl P. & Šumrada T. (2018): Monitoring splošno razširjenih vrst ptic za določitev slovenskega indeksa ptic kmetijske krajine - končno poročilo za leto 2018. (Monitoring of common bird species for the determination of Slovenian farmland bird index - final report for the year 2018.) – DOPPS, Ljubljana.
<b>Breeding short-term trend:</b> Kmecl P. & Šumrada T. (2018): Monitoring splošno razširjenih vrst ptic za določitev slovenskega indeksa ptic kmetijske krajine - končno poročilo za leto 2018. (Monitoring of common bird species for the determination of Slovenian farmland bird index - final report for the year 2018.) – DOPPS, Ljubljana.
<b>Breeding long-term trend:</b> There are no sources for this information.

### Spain

<b>Breeding population size:</b> Carrascal, L.M. & D. Palomino (2008). Las aves comunes reproductoras en España. Población en 2004-2006. (Seguimiento de Aves, 19). SEO/BirdLife. Madrid. 202 pp. ( <a href="https://www.miteco.gob.es/es/biodiversidad/temas/inventarios-nacionales/19_paseriformes_2004_2006_tcm30-208258.pdf">https://www.miteco.gob.es/es/biodiversidad/temas/inventarios-nacionales/19_paseriformes_2004_2006_tcm30-208258.pdf</a> ) Información aportada por las Comunidades Autónomas.
<b>Breeding short-term trend:</b> Database of the 'Atlas de las aves reproductoras de España'. Updated version 2011 with data from SEO/Birdlife's monitoring programmes. In: Inventario Español de Especies Terrestres, Inventario Español del Patrimonio Natural y de la Biodiversidad. Ministerio de Agricultura, Alimentación y Medio Ambiente (2013). ( <a href="https://www.miteco.gob.es/fr/biodiversidad/temas/inventarios-nacionales/inventario-especies-terrestres/ieet_aves_sist_seg_tendencia_comunes_esp.aspx">https://www.miteco.gob.es/fr/biodiversidad/temas/inventarios-nacionales/inventario-especies-terrestres/ieet_aves_sist_seg_tendencia_comunes_esp.aspx</a> ) SEO/BirdLife (2018). Programas de seguimiento y grupos de trabajo de SEO/Birdlife 2017. SEO/Birdlife. Madrid. 69 pp. ( <a href="https://www.seo.org/boletin/seguimiento/boletin/2017/html5forpc.html?page=0">https://www.seo.org/boletin/seguimiento/boletin/2017/html5forpc.html?page=0</a> )
<b>Breeding long-term trend:</b> Carrascal, L.M. & Palomino, D. (2008). Las aves comunes reproductoras en España. Población en 2004-2006. SEO/BirdLife. Madrid. 202 pp. ( <a href="https://www.miteco.gob.es/es/biodiversidad/temas/inventarios-nacionales/19_paseriformes_2004_2006_tcm30-208258.pdf">https://www.miteco.gob.es/es/biodiversidad/temas/inventarios-nacionales/19_paseriformes_2004_2006_tcm30-208258.pdf</a> ) Martí, R. & del Moral, J.C. (Eds.) (2003). Atlas de las Aves Reproductoras de España. Dirección General de Conservación de la Naturaleza- Sociedad Española de Ornitología. Madrid, 733 pp. ( <a href="https://www.miteco.gob.es/es/biodiversidad/temas/inventarios-nacionales/inventario-especies-terrestres/inventario-nacional-de-biodiversidad/ieet_aves_atlas.aspx">https://www.miteco.gob.es/es/biodiversidad/temas/inventarios-nacionales/inventario-especies-terrestres/inventario-nacional-de-biodiversidad/ieet_aves_atlas.aspx</a> ) Purroy, F.J. (Coord.) (1997). Atlas de las aves de España (1975-1995). SEO/BidLife. Lynx Edicions. Barcelona. 583 pp. SEO/BirdLife (2018). Programas de seguimiento y grupos de trabajo de SEO/Birdlife 2017. SEO/Birdlife. Madrid. 69 pp. ( <a href="https://www.seo.org/boletin/seguimiento/boletin/2017/html5forpc.html?page=0">https://www.seo.org/boletin/seguimiento/boletin/2017/html5forpc.html?page=0</a> )

### Sweden

<b>Breeding population size:</b> Ottosson, U., Ottvall, R., Elmberg, J., Green, M., Gustafsson, R., Haas, F., Holmqvist, N., Lindström, Å., Nilsson, L., Svensson, M., Svensson, S. & Tjernberg, M. 2012. Fåglarna i Sverige – antal och förekomst. SOF, Halmstad. Swedish Bird Survey. BirdLife Sverige, Annual Bird reports.
<b>Breeding short-term trend:</b> Svensk fågeltaxering - Swedish Bird Survey
<b>Breeding long-term trend:</b> Svensk fågeltaxering - Swedish Bird Survey

### Switzerland

<b>Breeding population size:</b> Knaus, P., S. Antoniazza, S. Wechsler, J. Guélat, M. Kéry, N. Strebel & T. Sattler (2018): Swiss Breeding Bird Atlas 2013–2016. Distribution and population trends of birds in Switzerland and Liechtenstein. Swiss Ornithological Institute, Sempach.
<b>Breeding short-term trend:</b> <a href="https://www.vogelwarte.ch/en/projects/population-trends/breeding-population-indices/">https://www.vogelwarte.ch/en/projects/population-trends/breeding-population-indices/</a>
<b>Breeding long-term trend:</b> <a href="https://www.vogelwarte.ch/en/projects/population-trends/breeding-population-indices/">https://www.vogelwarte.ch/en/projects/population-trends/breeding-population-indices/</a>

*Coccothraustes coccothraustes* (Hawfinch)

**Turkey**

**Breeding population size:** Ferdi Akarsu personal communication (2019), Birdlife International (2004) Birds in Europe: population estimates, trends and conservation status, Cambridge UK: Birdlife International (Birdlife Conservation series no: 12) Kusbank Bird Database (Ebird) Kirwan G.M., Boyla K. A., Castell P., Demirci B., Özen M., Welch H., Marlow T., 2008, Birds of Turkey. Londra, Christopher Helm, 978-1-4081-0475-

**Ukraine**

**Breeding population size:** Atlas work, non-published data

**United Kingdom**

**Breeding population size:** Clements, R. 2013. A UK population estimate for the Hawfinch. British Birds 106: 42-44.

**Breeding short-term trend:** Gibbons, D.W., Reid, J.B. & Chapman, R.A. 1993. The New Atlas of Breeding Birds in Britain and Ireland: 1988-1991. Poyser, London.  
Clements, R. 2013. A UK population estimate for the Hawfinch. British Birds 106: 42-44.

**Breeding long-term trend:** Sharrock, J.T.R. 1976. The Atlas of Breeding Birds in Britain and Ireland. Berkhamsted, T. & A.D. Poyser. Clements, R. 2013. A UK population estimate for the Hawfinch. British Birds 106: 42-44.

## Bibliography

- Bird, J. P., Martin, R., Akçakaya, H. R., Gilroy, J., Burfield, I. J., Garnett, S. G., Symes, A., Taylor, J., Sekercioglu, Ç. H. and Butchart, S. H. M. 2020. Generation lengths of the world's birds and their implications for extinction risk. *Conservation Biology* 34(5): 1252-1261. DOI: 10.1111/cobi.13486.
- BirdLife International. 2004. *Birds in Europe: population estimates, trends and conservation status*. BirdLife International, Cambridge, U.K.
- BirdLife International. 2015. *European Red List of Birds*. Office for Official Publications of the European Communities, Luxembourg.
- Brazil, M. 2009. *Birds of East Asia: eastern China, Taiwan, Korea, Japan, eastern Russia*. Christopher Helm, London.
- Calladine, J. and Morrison, N. 2010. The ranging behaviour and habitat selection by three Hawfinches *Coccothraustes coccothraustes* in late winter in Scotland. *Ornis Fennica* 87: 119-123.
- Clement, P. and Christie, D.A. 2016. Hawfinch (*Coccothraustes coccothraustes*). In: J. del Hoyo, A. Elliott, J. Sargatal, D.A. Christie & E. de Juana (eds), *Handbook of the Birds of the World Alive*, Lynx Edicions, Barcelona.
- Eaton, M.A., Brown, A.F., Noble, D.G., Musgrove, A.J., Hearn, R., Aebischer, N.J., Gibbons, D.W., Evans, A. and Gregory, R.D. 2009. *Birds of Conservation Concern 3: the population status of birds in the United Kingdom, Channel Islands and Isle of Man*. *British Birds* 102(6): 296-341.
- Hagemeijer, E.J.M. and Blair, M.J. 1997. *The EBCC atlas of European breeding birds: their distribution and abundance*. T. and A.D. Poyser, London.
- Jenni, L. and Kery, M. 2003. Timing of autumn bird migration under climate change: advances in long-distance migrants, delays in short-distance migrants. *Proceedings of the Royal Society of London Series B* 270(1523): 1467-1471.